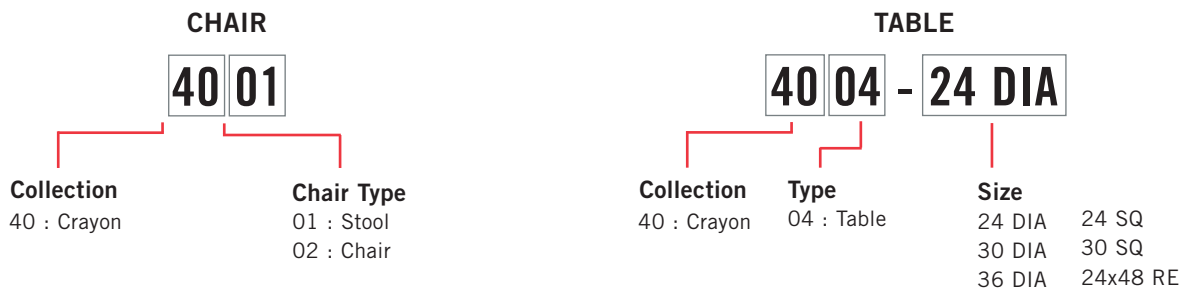


CRAYON Children's Series




PLACING AN ORDER IS EASY

PRODUCT CODE



FINISHES

LAMINATE




Select from 15 standard laminates or choose any standard Wilsonart, Nevamar, Formica, Arborite and Pionite matte finish laminates at no upcharge

BASE



Select from one of our 76 standard Spectone colors

EDGE



Check out our website for a complete list of edge profiles.



CRAYON Children's Series

Stool and Chair without arms

Standard Features

- Seat is an 12" laminate disk
- Back is an 11" laminate disk
- Select from 15 standard laminates or choose any standard Wilsonart, Nevamar, Formica, Arborite and Pionite matte finish laminates at no upcharge. For other laminate please contact the factory for pricing.
- 1.25" fully welded frame in any Spectone color
- PVC Flat edge and 2mm Bio edge available in 38 solid colors. 2mm PVC edge available in wood grain to match 9 standard stains.
- Seat height 14"
- Glides
- Ships 2/carton 2 cu ft

Options

- Custom seat heights for different age levels, contact Spec™ for pricing
- Non-standard laminates, contact Spec for pricing



Stool

MODEL PRICE
4001 221

Dimensions (inches)

seat H	14.0	seat W	12.0	arm H	N/A
total H	14.0	total W	14.0	depth	14.0



Chair without arms

MODEL PRICE
4002 319

Dimensions (inches)

seat H	14.0	seat W	12.0	back W	11.0
total H	26.0	total W	14.0	depth	16.0



CRAYON Children's Series

Freestanding Table

Standard Features

- Select from 15 standard laminates or choose any standard Wilsonart, Nevamar, Formica, Arborite and Pionite matte finish laminates at no upcharge. For other laminate please contact the factory for pricing.
- 1.50" post legs in any Spectone color
- PVC Flat edge and 2mm Bio edge available in 38 solid colors. 2mm PVC edge available in wood grain to match 9 standard stains.
- Height 22"
- Glides
- Top and base ship in separate cartons

Options

- Custom seat heights for different age levels, contact Spec for pricing
- Non-standard laminates, contact Spec for pricing



Freestanding Table

Model	Top Size (inches)	Laminate PVC/2MM Edge	Weight	Cu.Ft.
4004	24 DIA	471	31	11
	30 DIA	568	41	16
	36 DIA	660	52	22
	24 SQ	500	31	11
	30 SQ	600	41	16
	24 x 48	651	48	20



4004