

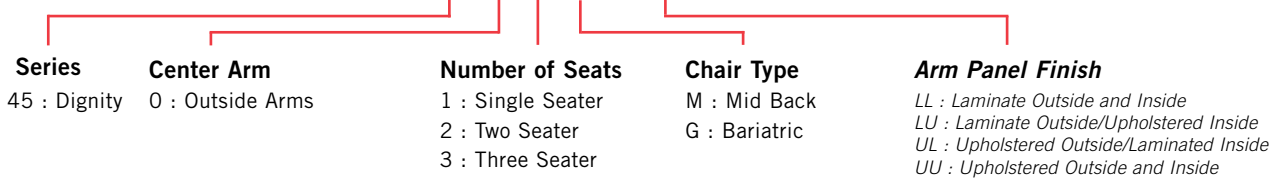
DIGNITY Behavioral Health Series



PLACING AN ORDER IS EASY


PRODUCT CODE

45 0 1 M - LL



OPTIONS

ARM PANEL LAMINATE



Select from 15 standard laminates or choose any standard Wilsonart, Nevamar, Formica, Arborite and Pionite matte finish laminates at no upcharge


ARM PANEL FABRIC



Select fabrics from one of our textile partners

FINISHES

FRAME / ARMS



Black Sterling Grey

Taupe

FABRIC



Select fabrics from one of our textile partners



DIGNITY Behavioral Health Series

For warmth, strength and sustainability
Single Seater with arms

Standard Features

- Separate seat and back
- Self-skinned polyurethane perimeter arms
- Upholstered side panels can match or contrast seat/back
- Laminate or upholstered side panels on inside and outside of arm
- Select from 15 standard laminates or choose any standard Wilsonart, Nevamar, Formica, Arborite and Pionite matte finish laminates at no upcharge.
- No protruding legs or hardware
- Tamper proof fastenings
- Heavy duty, steel inner frame is 25% recycled steel
- Back frame is FSC certified wood
- Seat and back foam is 25% plant based
- Helps achieve LEED credits
- Non-removable steel levelling glides
- Ships assembled as 1, 2 or 3 seaters
- Ships 1/carton 15 cu ft

Contact Spec™ Customer Service to railroad fabrics (specify repeat info and yardage requirement will be provided) and for repeats greater than 5" x 5"

Options

- Specify frame finish, Black (B), Sterling Grey (G) or Taupe RAL 7006 (T)
- Add up to 20 lbs of additional weight, add \$130 List
- Non-standard laminates, contact Spec for pricing
- Environmentally responsible fabrics available
- Antibacterial and antimicrobial fabrics available
- Floor mounting straps available, call Customer Service
- Connecting and freestanding tables
- CAL 133



Single Seater with arms

COM 1.75 yds

0.75 yd COM per single seat / 1.0 yd COM per single back

MODEL	COM	GR 1	GR 2	GR 3	GR 4	GR 5	GR 6
4501M-LL	1198	1284	1313	1371	1457	1522	1609

Arm panel – laminated, outside and inside

CAL 133, add \$106 List per chair



4501M
95 lbs

COM 2.75 yds

0.75 yd COM per single seat / 1.0 yd COM per single back / .5 yd COM per panel

MODEL	COM	GR 1	GR 2	GR 3	GR 4	GR 5	GR 6
4501M-LU	1288	1423	1468	1559	1694	1795	1931

Arm panel – laminated, outside, upholstered inside

CAL 133, add \$179 List per chair

COM 2.75 yds

0.75 yd COM per single seat / 1.0 yd COM per single back / .5 yd COM per panel

MODEL	COM	GR 1	GR 2	GR 3	GR 4	GR 5	GR 6
4501M-UL	1288	1423	1468	1559	1694	1795	1931

Arm panel – upholstered outside, laminated inside

CAL 133, add \$179 List per chair

COM 3.75 yds

0.75 yd COM per single seat / 1.0 yd COM per single back / 1.0 yd COM per panel

MODEL	COM	GR 1	GR 2	GR 3	GR 4	GR 5	GR 6
4501M-UU	1375	1563	1622	1746	1930	2069	2255

Arm panel – upholstered, outside and inside

CAL 133, add \$256 List per chair

Dimensions (inches)

seat H	18.0	seat W	23.0	arm H	25.25
total H	32.75	total W	29.0	depth	29.75

Exceeds BIFMA Seating Durability Test to 500 lbs per chair



DIGNITY Behavioral Health Series

For warmth, strength and sustainability

Two Seater with outside arms

Standard Features

- Separate seat and back
- Self-skinned polyurethane perimeter arms
- Upholstered side panels can match or contrast seat/back
- Laminate or upholstered side panels on inside and outside of arm
- Select from 15 standard laminates or choose any standard Wilsonart, Nevamar, Formica, Arborite and Pionite matte finish laminates at no upcharge.
- No protruding legs or hardware
- Tamper proof fastenings
- Heavy duty, steel inner frame is 25% recycled steel
- Back frame is FSC certified wood
- Seat and back foam is 25% plant based
- Helps achieve LEED credits
- Non-removable steel levelling glides
- Ships assembled as 1, 2 or 3 seaters
- Ships 1/carton 26 cu ft

Contact Spec Customer Service to railroad fabrics (specify repeat info and yardage requirement will be provided) and for repeats greater than 5" x 5"

Options

- Specify frame finish, Black (B), Sterling Grey (G) or Taupe RAL 7006 (T)
- Add up to 20 lbs of additional weight, add \$130 List
- Non-standard laminates, contact Spec for pricing
- Environmentally responsible fabrics available
- Antibacterial and antimicrobial fabrics available
- Floor mounting straps available, call Customer Service
- Connecting and freestanding tables
- CAL 133



Two Seater with outside arms

COM 3.5 yds

0.75 yd COM per single seat / 1.0 yd COM per single back

MODEL	COM	GR 1	GR 2	GR 3	GR 4	GR 5	GR 6
4502M-LL	1736	1910	1966	2082	2253	2382	2557

Arm panel – laminated, outside and inside

CAL 133, add \$211 List per two seater

COM 4.5 yds

0.75 yd COM per single seat / 1.0 yd COM per single back / .5 yd COM per panel

MODEL	COM	GR 1	GR 2	GR 3	GR 4	GR 5	GR 6
4502M-LU	1824	2048	2122	2269	2490	2657	2880

Arm panel – laminated, outside, upholstered inside

CAL 133, add \$285 List per two seater

COM 4.5 yds

0.75 yd COM per single seat / 1.0 yd COM per single back / .5 yd COM per panel

MODEL	COM	GR 1	GR 2	GR 3	GR 4	GR 5	GR 6
4502M-UL	1824	2048	2122	2269	2490	2657	2880

Arm panel – upholstered outside, laminated inside

CAL 133, add \$285 List per two seater

COM 5.5 yds

0.75 yd COM per single seat / 1.0 yd COM per single back / 1.0 yd COM per panel

MODEL	COM	GR 1	GR 2	GR 3	GR 4	GR 5	GR 6
4502M-UU	1914	2188	2275	2458	2727	2931	3205

Arm panel – upholstered, outside and inside

CAL 133, add \$363 List per two seater

Dimensions (inches)

seat H	18.0	seat W	46.0	arm H	25.25
total H	32.75	total W	52.0	depth	29.75

Exceeds BIFMA Seating Durability Test to 750 lbs per two seater



4502M
150 lbs



DIGNITY Behavioral Health Series

For warmth, strength and sustainability

Three Seater with outside arms

Standard Features

- Separate seat and back
- Self-skinned polyurethane perimeter arms
- Upholstered side panels can match or contrast seat/back
- Laminate or upholstered side panels on inside and outside of arm
- Select from 15 standard laminates or choose any standard Wilsonart, Nevamar, Formica, Arborite and Pionite matte finish laminates at no upcharge.
- No protruding legs or hardware
- Tamper proof fastenings
- Heavy duty, steel inner frame is 25% recycled steel
- Back frame is FSC certified wood
- Seat and back foam is 25% plant based
- Helps achieve LEED credits
- Non-removable steel levelling glides
- Ships assembled as 1, 2 or 3 seaters
- Ships 1/carton 39 cu ft

Contact Spec Customer Service to railroad fabrics (specify repeat info and yardage requirement will be provided) and for repeats greater than 5" x 5"

Options

- Specify frame finish, Black (B), Sterling Grey (G) or Taupe RAL 7006 (T)
- Add up to 20 lbs of additional weight, add \$130 List
- Non-standard laminates, contact Spec for pricing
- Environmentally responsible fabrics available
- Antibacterial and antimicrobial fabrics available
- Floor mounting straps available, call Customer Service
- Connecting and freestanding tables
- CAL 133



Three Seater with outside arms

COM 5.25 yds

0.75 yd COM per single seat / 1.0 yd COM per single back

MODEL	COM	GR 1	GR 2	GR 3	GR 4	GR 5	GR 6
4503M-LL	2274	2534	2620	2792	3051	3246	3505

Arm panel – laminated, outside and inside

CAL 133, add \$317 List per three seater

COM 6.25 yds

0.75 yd COM per single seat / 1.0 yd COM per single back / .5 yd COM per panel

MODEL	COM	GR 1	GR 2	GR 3	GR 4	GR 5	GR 6
4503M-LU	2363	2674	2776	2982	3288	3518	3829

Arm panel – laminated, outside, upholstered inside

CAL 133, add \$391 List per three seater

COM 6.25 yds

0.75 yd COM per single seat / 1.0 yd COM per single back / .5 yd COM per panel

MODEL	COM	GR 1	GR 2	GR 3	GR 4	GR 5	GR 6
4503M-UL	2363	2674	2776	2982	3288	3518	3829

Arm panel – upholstered outside, laminated inside

CAL 133, add \$391 List per three seater

COM 7.25 yds

0.75 yd COM per single seat / 1.0 yd COM per single back / 1.0 yd COM per panel

MODEL	COM	GR 1	GR 2	GR 3	GR 4	GR 5	GR 6
4503M-UU	2452	2812	2930	3167	3524	3791	4153

Arm panel – upholstered, outside and inside

CAL 133, add \$468 List per three seater

Dimensions (inches)

seat H	18.0	seat W	69.0	arm H	25.25
total H	32.75	total W	75.0	depth	29.75

Exceeds BIFMA Seating Durability Test to 1000 lbs per three seater



4503M
205 lbs



DIGNITY Behavioral Health Series

For warmth, strength and sustainability
Bariatric Single Seater with arms

Standard Features

- Separate seat and back
- Self-skinned polyurethane perimeter arms
- Upholstered side panels can match or contrast seat/back
- Laminate or upholstered side panels on inside and outside of arm
- Select from 15 standard laminates or choose any standard Wilsonart, Nevamar, Formica, Arborite and Pionite matte finish laminates at no upcharge.
- No protruding legs or hardware
- Tamper proof fastenings
- Heavy duty, steel inner frame is 25% recycled steel
- Back frame is FSC certified wood
- Seat and back foam is 25% plant based
- Helps achieve LEED credits
- Non-removable steel levelling glides
- Ships assembled as 1, 2 or 3 seaters
- Ships 1/carton 20 cu ft

Contact Spec Customer Service to railroad fabrics (specify repeat info and yardage requirement will be provided) and for repeats greater than 5" x 5"

Options

- Specify frame finish, Black (B), Sterling Grey (G) or Taupe RAL 7006 (T)
- Add up to 20 lbs of additional weight, add \$130 List
- Non-standard laminates, contact Spec for pricing
- Environmentally responsible fabrics available
- Antibacterial and antimicrobial fabrics available
- Floor mounting straps available, call Customer Service
- Connecting and freestanding tables
- CAL 133



Bariatric Single Seater with arms

COM 3.25 yds

1.5 yd COM per single seat / 1.75 yd COM per single back

MODEL	COM	GR 1	GR 2	GR 3	GR 4	GR 5	GR 6
4501G-LL	1486	1648	1701	1808	1967	2088	2250

Arm panel – laminated, outside and inside

CAL 133, add \$142 List per chair



4501G
113 lbs

COM 4.25 yds

1.5 yd COM per single seat / 1.75 yd COM per single back / .5 yd COM per panel

MODEL	COM	GR 1	GR 2	GR 3	GR 4	GR 5	GR 6
4501G-LU	1575	1787	1855	1995	2204	2361	2573

Arm panel – laminated, outside, upholstered inside

CAL 133, add \$216 List per chair

COM 4.25 yds

1.5 yd COM per single seat / 1.75 yd COM per single back / .5 yd COM per panel

MODEL	COM	GR 1	GR 2	GR 3	GR 4	GR 5	GR 6
4501G-UL	1575	1787	1855	1995	2204	2361	2573

Arm panel – upholstered outside, laminated inside

CAL 133, add \$216 List per chair

COM 5.25 yds

1.5 yd COM per single seat / 1.75 yd COM per single back / 1.0 yd COM per panel

MODEL	COM	GR 1	GR 2	GR 3	GR 4	GR 5	GR 6
4501G-UU	1666	1926	2012	2185	2443	2636	2896

Arm panel – upholstered, outside and inside

CAL 133, add \$290 List per chair

Dimensions (inches)

seat H	18.0	seat W	30.25	arm H	25.25
total H	32.75	total W	36.25	depth	29.75

Exceeds BIFMA Seating Durability Test to 750 lbs per chair

DIGNITY Behavioral Health Series

For warmth, strength and sustainability
Connecting and Freestanding Lounge Tables

Standard Features

- Tops in laminate or veneer
- Select from 15 standard laminates or choose any standard Wilsonart, Nevamar, Formica, Arborite and Pionite matte finish laminates at no upcharge.
- Laminate tops with PVC Flat (PVF), Self Edge (SE), or hardwood (HB) edge
- 9 standard veneer and hardwood edge stains. Stain-to-match available at no upcharge.
- Heavy duty, fully welded frame is 25% recycled steel
- Tops utilize Nu Green earth friendly core
- 18" height
- Non-removable steel levelling glides

Radius Corner Tables are recommended for open areas

Options

- Specify frame finish, Black (B), Sterling Grey (G) or Taupe RAL 7006 (T)
- Additional weight can be added, contact factory
- Non-standard laminates, contact Spec for pricing
- Floor mounting straps available, call Customer Service

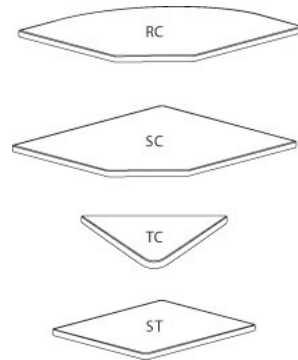
Freestanding Lounge Tables

Model	Laminate PVF/SE Edge	Laminate HB Edge	Veneer HB Edge	Weight	Cu.Ft.
DIGN - 24 x 24 SQ	1030	1191	1221	57	7.2
DIGN - 30 x 30 SQ	1157	1273	1316	74	13.5
DIGN - 36 x 36 SQ	1263	1445	1494	94	18
DIGN - 42 x 42 SQ	1558	1821	1902	116	24.5
DIGN - 48 x 48 SQ	1658	1889	1976	141	32
DIGN - 24 DIA	1006	1298	1330	45	7.2
DIGN - 30 DIA	1128	1418	1457	57	13.5
DIGN - 36 DIA	1246	1667	1740	71	18
DIGN - 42 DIA	1545	2017	2117	87	24.5
DIGN - 48 DIA	1540	2170	2279	104	32



Corner and Spacer Connecting Tables

Model	Laminate PVF/SE	Laminate HB Edge	Veneer HB Edge	Weight	Cu.Ft.
DIGNRC - 28 x 28 <i>Radius Corner Table</i>	575	720	891	31	2
DIGNSC - 28 x 28 <i>Square Corner Table</i>	575	691	826	32	2
DIGNTC - 45 degree <i>Corner Table</i>	575	720	891	26	2
DIGNST - 21 x 24 <i>Spacer Table</i>	441	600	728	27	2



DIGNITY Behavioral Health Series

For warmth, strength and sustainability

Dolly

Standard Features

- Black finish only
- 6" soft wheel casters
- Standard Dolly holds 1 single seat chair
- Ships 1/carton, 17 cu. ft.
- Ships fully assembled



Dignity - Dolly

Description	Model	Price	Weight
Single Seat Dolly	DIGN-99	467	12lb

Dimensions (inches)

height	39.0
width	23.0
depth	30.0

