

EIGHTEEN5



PLACING AN ORDER IS EASY

PRODUCT CODE

17 2 5 - US

Series

17 : Eighteen5

Arm

2 : Arms
3 : Armless

Casters

4 : Glides
5 : Casters

Upholstery

N/A : Plastic
US : Upholstered Seat / Plastic Back
UP : Fully Upholstered



OPTIONS

UPHOLSTERY



Plastic



Upholstered Seat



Fully Upholstered

FOOT




Glide




Casters

FINISHES


PLASTIC



Black



Sterling Grey



Light Grey

FABRIC



Select fabrics from one of our textile partners

FRAME



Select from one of our 76 standard Spectone colors

Eighteen5 Nesting

Plastic Seat and Back

Standard Features

- Plastic seat and back
- 0.875" diameter, 11 gauge frame
- Black nylon arms
- Frame in any Spectone color
- Black glass-filled nylon arms with inner steel support
- Ships 4/carton

Options

- For Soft Wheel casters, specify suffix SC and add \$19 List
- Specify frame finish
- Specify shell finish. Choose from Black RAL 9005, Light Grey RAL 7037 or Slate Grey RAL 7043
- CAL 133

Eighteen5 – With Glides

MODEL	PRICE
1724	489
1734	448

Dimensions (inches)

seat H	18	seat W	18.5	seat D	18	arm H	25.5
total H	32	total W	25.25	total D	21.5		

Exceeds BIFMA Seating Durability Test to 500 lbs
CAL 133, add \$94 List

SIN 711-18



1724
With arms
19 lbs



1734
Without arms
16 lbs

Eighteen5 – With Casters

MODEL	PRICE
1725	489
1735	448

Dimensions (inches)

seat H	18	seat W	18.5	seat D	18	arm H	25.5
total H	32	total W	25.25	total D	21.5		

Exceeds BIFMA Seating Durability Test to 500 lbs
CAL 133, add \$94 List

SIN 711-18



1725
With arms
19 lbs



1735
Without arms
16 lbs

Eighteen5 Nesting

Upholstered Seat and Plastic Back

Standard Features

- Upholstered seat and plastic back
- 0.875" diameter, 11 gauge frame
- Black nylon arms
- Frame in any Spectone color
- Black glass-filled nylon arms with inner steel support
- Ships 4/carton

Options

- For Soft Wheel casters, specify suffix SC and add \$19 List
- Specify frame finish
- Specify back finish. Choose from Black RAL 9005, Light Grey RAL 7037 or Slate Grey RAL 7043
- Antibacterial and antimicrobial fabrics available
- CAL 133

Eighteen5 – With Glides

COM 0.35 yd
0.35 yd COM per single seat

MODEL	COM	GR1	GR2	GR3	GR4	GR5	GR6
1724-US	561	577	582	594	610	623	640
1734-US	520	537	542	553	569	582	599

Dimensions (inches)

seat H	18	seat W	18.5	seat D	18	arm H	25.5
total H	32	total W	25.25	total D	21.5		

Exceeds BIFMA Seating Durability Test to 500 lbs
CAL 133, add \$104 List

SIN 711-18



1724-US
With arms
19 lbs



1734-US
Without arms
16 lbs

Eighteen5 – With Casters

COM 0.35 yd
0.35 yd COM per single seat

MODEL	COM	GR1	GR2	GR3	GR4	GR5	GR6
1725-US	561	577	582	594	610	623	640
1735-US	520	537	542	553	569	582	599

Dimensions (inches)

seat H	18	seat W	18.5	seat D	18	arm H	25.5
total H	32	total W	25.25	total D	21.5		

Exceeds BIFMA Seating Durability Test to 500 lbs
CAL 133, add \$104 List

SIN 711-18



1725-US
With arms
19 lbs



1735-US
Without arms
16 lbs

Eighteen5 Nesting

Upholstered Seat and Back

Standard Features

- Upholstered seat and back
- 0.875" diameter, 11 gauge frame
- Black nylon arms
- Frame in any Spectone color
- Black glass-filled nylon arms with inner steel support
- Ships 4/carton

Options

- For Soft Wheel casters, specify suffix SC and add \$19 List
- Specify frame finish
- Antibacterial and antimicrobial fabrics available
- Different fabric on seat and back at no upcharge
- CAL 133

Eighteen5 – With Glides

COM 0.7 yd
0.35 yd COM per single seat
0.35 yd COM per single back

MODEL	COM	GR1	GR2	GR3	GR4	GR5	GR6
1724-UP	571	606	618	643	678	705	742
1734-UP	530	565	577	602	638	664	701

Dimensions (inches)

seat H	18	seat W	18.5	seat D	18	arm H	25.5
total H	32	total W	25.25	total D	21.5		

Exceeds BIFMA Seating Durability Test to 500 lbs
CAL 133, add \$114 List

SIN 711-18



1724-UP
With arms
19 lbs



1734-UP
Without arms
16 lbs

Eighteen5 – With Casters

COM 0.7 yd
0.35 yd COM per single seat
0.35 yd COM per single back

MODEL	COM	GR1	GR2	GR3	GR4	GR5	GR6
1725-UP	571	606	618	643	678	705	742
1735-UP	530	565	577	602	638	664	701

Dimensions (inches)

seat H	18	seat W	18.5	seat D	18	arm H	25.5
total H	32	total W	25.25	total D	21.5		

Exceeds BIFMA Seating Durability Test to 500 lbs
CAL 133, add \$114 List

SIN 711-18



1725-UP
With arms
19 lbs



1735-UP
Without arms
16 lbs