



Pricing June 2016
Discount 57.7% from List prices



ENDZONE BENCHES



PLACING AN ORDER IS EASY

PRODUCT CODE

END B2 - CC - 20

Series	Base	Seat-Table Specification	Depth
EndZone Benches	B2: Two Seats	<i>Two Seat Bench:</i> N/A: No Cushion Seats CC: Two Cushion Seats	16: 16"
	B3: Three Seats B4: Four Seats	<i>Three Seat Bench:</i> N/A: No Cushion Seats CCC: 3 Cushion Seats TCCT: 2 Cushion Seats Centered CCT: 2 Cushion Seats Left Aligned TCC: 2 Cushion Seats Right Aligned CTC: 1 Cushion Seat On Each End	20: 20"
		<i>Four Seat Bench:</i> N/A: No Cushion Seats CCCC: 4 Cushion Seats TCCCT: 3 Cushion Seats Centered CCCT: 3 Cushion Seats Left Aligned TCCC: 3 Cushion Seats Right Aligned CTCC: 1 Cushion Seat Left Aligned, 2 Cushion Seats Right Aligned CCTC: 2 Cushion Seats Left Aligned, 1 Cushion Seat Right Aligned	



OPTIONS

RECTANGULAR VERTICAL WIRE MANAGER



POWER OPTION



FINISHES

LAMINATE



Select laminate from our virtually unlimited laminate options

EDGE



2MM

FABRIC



Select fabrics from one of our textile partners

VERTICAL WIRE MANAGER

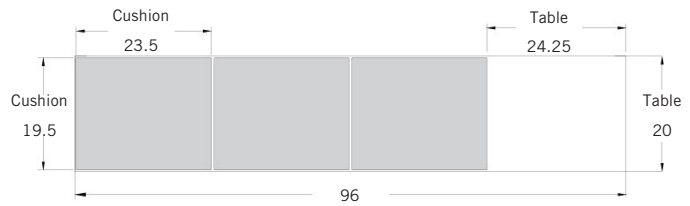
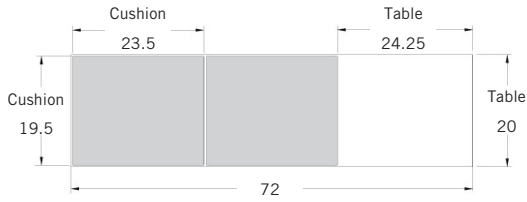
Select from one of our 76 standard Spectone colors.





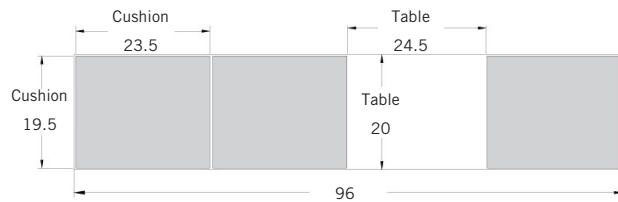
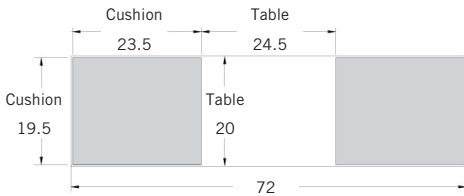
ENDZONE BENCHES DIMENSION OVERVIEW

WHEN TABLE IS AT THE END OF THE BENCH



Cushion is recessed 0.25" from the outer edges of the bench. A gap between two adjacent cushions is 0.5". Same table dimensions apply on all benches.

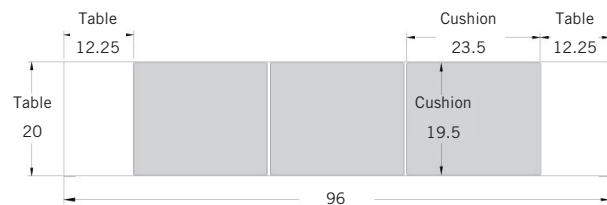
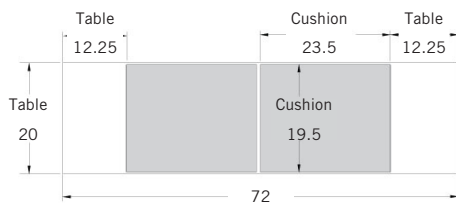
WHEN TABLE IS IN THE MIDDLE OF THE BENCH



Cushion is recessed 0.25" from the outer edges of the bench. A gap between two adjacent cushions is 0.5". Same table dimensions apply on all benches.



WHEN TABLE IS ON EACH END OF THE BENCH



Cushion is recessed 0.25" from the outer edges of the bench. A gap between two adjacent cushions is 0.5". Same table dimensions apply on all benches.



ENDZONE BENCHES

Standard Features

- 2" built up edge
- 2mm Edge (2MM)
- Laminate Top, End Panels, and Support Beam
- Laminate Top, End Panels, and Support Beam are available in any standard Wilsonart, Nevamar, Formica, Arborite or Pionite matte Finish.
- Adjustable Glides
- Weight load tested to 250 lbs per seat
- 20" deep

Options

- 2mm Bio edge available in 38 solid colors
- 2mm PVC edge available in wood grain to match 7 standard stains
- For 16" depth add suffix "-16" to product code
- Cove Power Modules can only be specified on the outside of the end panels - see accessories at the end of this section
- Vertical Wire Manager can only be specified on the inside of the end panels - see accessories at the end of this section
- For two different laminate colors, call factory for pricing
- Antibacterial and antimicrobial fabrics available
- If different grades of fabric specified on different cushions, use higher graded fabric price
- COM 0.5 yd per cushion
- CAL 133, add \$60 List per cushion

Contact Spec Customer Service to railroad fabrics and for repeats greater than 5" x 5"



MODEL	DESCRIPTION	TOP SPECIFICATIONS						DIMENSIONS			LBS	
		COM	GR1	GR2	GR3	GR4	GR5	GR6	H (in)	W (in)		D (in)
<i>Two Seat</i>												
ENDB2	No Cushions	2171						17	48	20	74	
ENDB2-CC	2 Cushions	2481	2535	2553	2590	2645	2687	2743	18	48	20	80
<i>Three Seat</i>												
ENDB3	No Cushions	2551							17	72	20	96
ENDB3-CCC	3 Cushions	3016	3097	3124	3180	3262	3325	3409	18	72	20	105
ENDB3-TCCT	2 Cushions Centered	2861	2915	2933	2970	3025	3067	3123	18	72	20	102
ENDB3-CCT	2 Cushions Left Aligned	2861	2915	2933	2970	3025	3067	3123	18	72	20	102
ENDB3-TCC	2 Cushions Right Aligned	2861	2915	2933	2970	3025	3067	3123	18	72	20	102
ENDB3-CTC	Cushion Seat on Each End	2861	2915	2933	2970	3025	3067	3123	18	72	20	102



ENDZONE BENCHES

Standard Features

- 2" built up edge
- 2mm Edge (2MM)
- Laminate Top, End Panels, and Support Beam
- Laminate Top, End Panels, and Support Beam are available in any standard Wilsonart, Nevamar, Formica, Arborite or Pionite matte Finish.
- Adjustable Glides
- Weight load tested to 250 lbs per seat
- 20" deep

Options

- 2mm Bio edge available in 38 solid colors
- 2mm PVC edge available in wood grain to match 7 standard stains
- For 16" depth add suffix "-16" to product code
- Cove Power Modules can be specified on the outside of the end panel - see accessories at the end of this section
- Vertical Wire Manager can be specified on the inside of the end panels - see accessories at the end of this section
- For two different laminate colors, call factory for pricing
- Antibacterial and antimicrobial fabrics available
- If different grades of fabric specified on different cushions, use higher graded fabric price
- COM 0.5 yd per cushion
- CAL 133, add \$60 List per cushion

Contact Spec Customer Service to railroad fabrics and for repeats greater than 5" x 5"

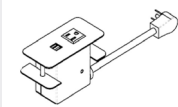



MODEL	DESCRIPTION	TOP SPECIFICATIONS						DIMENSIONS			LBS	
		COM	GR1	GR2	GR3	GR4	GR5	GR6	H (in)	W (in)		D (in)
<i>Four Seat</i>												
ENDB4	No Cushions	2992						17	96	20	118	
ENDB4-CCCC	4 Cushions	3612	3720	3756	3830	3940	4024	4136	18	96	20	130
ENDB4-TCCCT	3 Cushions Centered	3457	3538	3565	3621	3703	3766	3850	18	96	20	127
ENDB4-CCCT	3 Cushions Left Aligned	3457	3538	3565	3621	3703	3766	3850	18	96	20	127
ENDB4-TCCC	3 Cushions Right Aligned	3457	3538	3565	3621	3703	3766	3850	18	96	20	127
ENDB4-CTCC	1 Cushion Left Aligned, 2 Cushions Right Aligned	3457	3538	3565	3621	3703	3766	3850	18	96	20	127
ENDB4-CCTC	2 Cushions Left Aligned, 1 Cushion Right Aligned	3457	3538	3565	3621	3703	3766	3850	18	96	20	127



ENDZONE BENCHES

POWER & COMMUNICATION Cove Power Modules

	MODEL	DESCRIPTION	LIST	
		Cove, Clamp Mounted		
	COV-1U-B	Cove, 1 power, 2USB, Black	386	
	COV-1U-S	Cove, 1 power, 2USB, Silver Pearl	386	
	COV-1U-W	Cove, 1 power, 2USB, Gloss White	386	
		<i>Cord is 108". USB is for charging only.</i>		
	RVWM-L RVWM-R	Rectangular Vertical Wire Manager for EndZone Benches Fixed sheet metal cover. Specify placement on the inside of the left (RVWM-L) and/or right (RVWM-R) end panel as viewed from the front.	151 151	