



Pricing August 2017
Discount 57.7% from List prices



ENDZONE BENCHES



PLACING AN ORDER IS EASY

PRODUCT CODE

END B2 - CC - 20

Series	Base	Seat-Table Specification	Depth
EndZone Benches	B2: Two Seats B3: Three Seats B4: Four Seats	<p><i>Two Seat Bench:</i> N/A: No Cushion Seats CC: Two Cushion Seats</p> <p><i>Three Seat Bench:</i> N/A: No Cushion Seats CCC: 3 Cushion Seats TCCT: 2 Cushion Seats Centered CCT: 2 Cushion Seats Left Aligned TCC: 2 Cushion Seats Right Aligned CTC: 1 Cushion Seat On Each End</p>	<p><i>Four Seat Bench:</i> N/A: No Cushion Seats CCCC: 4 Cushion Seats TCCCT: 3 Cushion Seats Centered CCCT: 3 Cushion Seats Left Aligned TCCC: 3 Cushion Seats Right Aligned CTCC: 1 Cushion Seat Left Aligned, 2 Cushion Seats Right Aligned CCTC: 2 Cushion Seats Left Aligned, 1 Cushion Seat Right Aligned</p>
			16: 16" 20: 20"



OPTIONS

RECTANGULAR VERTICAL WIRE MANAGER




POWER OPTION



FINISHES

LAMINATE



Select from 15 standard laminates or choose any standard Wilsonart, Nevamar, Formica, Arborite and Pionite matte finish laminates at no upcharge

FABRIC



Select fabrics from one of our textile partners

VERTICAL WIRE MANAGER



Select from one of our 76 standard Spectone colors

EDGE



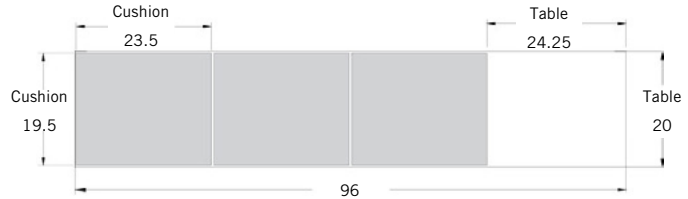
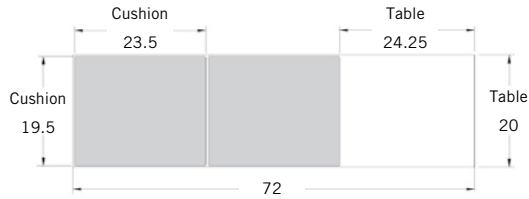
2MM

Check out our website for a complete list of edge profiles.



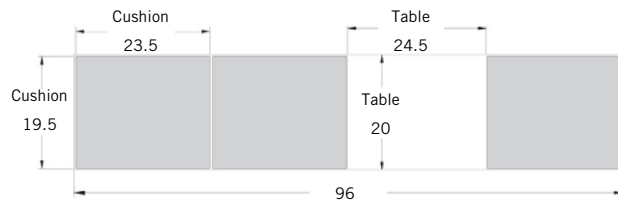
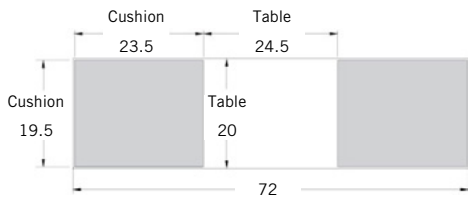
ENDZONE BENCHES DIMENSION OVERVIEW

WHEN TABLE IS AT THE END OF THE BENCH



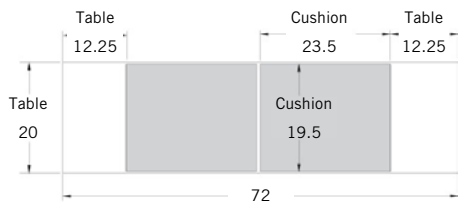
Cushion is recessed 0.25" from the outer edges of the bench. A gap between two adjacent cushions is 0.5". Same table dimensions apply on all benches.

WHEN TABLE IS IN THE MIDDLE OF THE BENCH



Cushion is recessed 0.25" from the outer edges of the bench. A gap between two adjacent cushions is 0.5". Same table dimensions apply on all benches.

WHEN TABLE IS ON EACH END OF THE BENCH



Cushion is recessed 0.25" from the outer edges of the bench. A gap between two adjacent cushions is 0.5". Same table dimensions apply on all benches.



ENDZONE BENCHES

Standard Features

- 2" built up edge
- 2mm Edge (2MM)
- Laminate Top, End Panels, and Support Beam
- Select from 15 standard laminates or choose any standard Wilsonart, Nevamar, Formica, Arborite and Pionite matte finish laminates at no upcharge. For other laminate please contact the factory for pricing.
- Adjustable Glides
- Weight load tested to 250 lbs per seat
- 20" deep

Options

- 2mm Bio edge available in 38 solid colors
- 2mm PVC edge available in wood grain to match 9 standard stains
- For 16" depth add suffix "-16" to product code
- Cove Power Modules can only be specified on the outside of the end panels - see accessories at the end of this section
- Vertical Wire Manager can only be specified on the inside of the end panels - see accessories at the end of this section
- For two different laminate colors, call factory for pricing
- Antibacterial and antimicrobial fabrics available
- If different grades of fabric specified on different cushions, use higher graded fabric price
- COM 0.5 yd per cushion
- CAL 133, add \$62 List per cushion

Contact Spec™ Customer Service to railroad fabrics and for repeats greater than 5" x 5"



MODEL	DESCRIPTION	TOP SPECIFICATIONS						DIMENSIONS			LBS	
		COM	GR1	GR2	GR3	GR4	GR5	GR6	H (in)	W (in)		D (in)
<i>Two Seat</i>												
ENDB2	No Cushions	2258						17	48	20	74	
ENDB2-CC	2 Cushions	2580	2636	2655	2694	2751	2794	2853	18	48	20	80
<i>Three Seat</i>												
ENDB3	No Cushions	2653						17	72	20	96	
ENDB3-CCC	3 Cushions	3137	3221	3249	3307	3392	3458	3545	18	72	20	105
ENDB3-TCCT	2 Cushions Centered	2975	3032	3050	3089	3146	3190	3248	18	72	20	102
ENDB3-CCT	2 Cushions Left Aligned	2975	3032	3050	3089	3146	3190	3248	18	72	20	102
ENDB3-TCC	2 Cushions Right Aligned	2975	3032	3050	3089	3146	3190	3248	18	72	20	102
ENDB3-CTC	Cushion Seat on Each End	2975	3032	3050	3089	3146	3190	3248	18	72	20	102



ENDZONE BENCHES

Standard Features

- 2" built up edge
- 2mm Edge (2MM)
- Laminate Top, End Panels, and Support Beam
- Select from 15 standard laminates or choose any standard Wilsonart, Nevamar, Formica, Arborite and Pionite matte finish laminates at no upcharge. For other laminate please contact the factory for pricing.
- Adjustable Glides
- Weight load tested to 250 lbs per seat
- 20" deep

Options

- 2mm Bio edge available in 38 solid colors
- 2mm PVC edge available in wood grain to match 9 standard stains
- For 16" depth add suffix "-16" to product code
- Cove Power Modules can only be specified on the outside of the end panels - see accessories at the end of this section
- Vertical Wire Manager can only be specified on the inside of the end panels - see accessories at the end of this section
- For two different laminate colors, call factory for pricing
- Antibacterial and antimicrobial fabrics available
- If different grades of fabric specified on different cushions, use higher graded fabric price
- COM 0.5 yd per cushion
- CAL 133, add \$62 List per cushion

Contact Spec Customer Service to railroad fabrics and for repeats greater than 5" x 5"



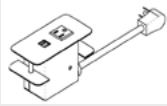



MODEL	DESCRIPTION	TOP SPECIFICATIONS						DIMENSIONS			LBS	
		COM	GR1	GR2	GR3	GR4	GR5	GR6	H (in)	W (in)		D (in)
<i>Four Seat</i>												
ENDB4	No Cushions	3112							17	96	20	118
ENDB4-CCCC	4 Cushions	3756	3869	3906	3983	4098	4185	4301	18	96	20	130
ENDB4-TCCCT	3 Cushions Centered	3595	3680	3708	3766	3851	3917	4004	18	96	20	127
ENDB4-CCCT	3 Cushions Left Aligned	3595	3680	3708	3766	3851	3917	4004	18	96	20	127
ENDB4-TCCC	3 Cushions Right Aligned	3595	3680	3708	3766	3851	3917	4004	18	96	20	127
ENDB4-CTCC	1 Cushion Left Aligned, 2 Cushions Right Aligned	3595	3680	3708	3766	3851	3917	4004	18	96	20	127
ENDB4-CCTC	2 Cushions Left Aligned, 1 Cushion Right Aligned	3595	3680	3708	3766	3851	3917	4004	18	96	20	127



ENDZONE BENCHES

POWER & COMMUNICATION

Cove Power Modules

	MODEL	DESCRIPTION	LIST	
		Cove, Clamp Mounted		
	COV-1U-B	Cove, 1 power, 2USB, Black	364	
	COV-1U-S	Cove, 1 power, 2USB, Silver Pearl	364	
	COV-1U-W	Cove, 1 power, 2USB, Gloss White	364	
		<i>Cord is 108". USB is for charging only.</i>		
	RVWM-L	Rectangular Vertical Wire Manager for EndZone Benches	154	
	RVWM-R	Fixed sheet metal cover. Specify placement on the inside of the left (RVWM-L) and/or right (RVWM-R) end panel as viewed from the front.	154	