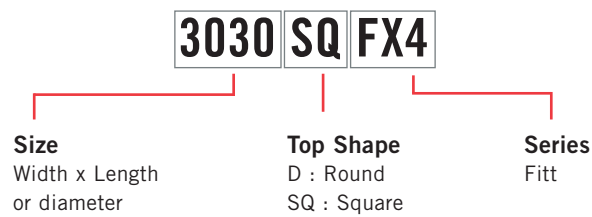


FITT TABLES



PLACING AN ORDER IS EASY

PRODUCT CODE



OPTIONS

CASTERS



CAFE HEIGHT




FINISHES

LAMINATE



Select laminate from our virtually unlimited laminate options

VENEER




Select from one of our 7 standard wood stains or stain-to-match at no upcharge

BASE



Select from one of our 76 standard Spectone colors

EDGE



2MM PVC

Check out our website for a complete list of edge profiles.



FITT 10 DAY TABLES PROGRAM



MODEL	BASES		TOP SPECIFICATIONS For Laminate Top PVF	OPTIONS				LBS
	Code	Qty.		FLIP TOP (FL)	FOLD (F)	CASTERS (LC)	WHEELS (WB)	
<i>Round</i>								
30D	FX4	1	551	-	-	84	-	38
36D	FX4	1	628	-	-	84	-	46
42D	FX4	1	678	-	-	84	-	56
48D	FX4	1	819	-	-	84	-	85
54D	FX4	1	882	-	-	84	-	98
60D	FX4	1	950	-	-	84	-	113
<i>Square</i>								
30 x 30SQ	FX4	1	582	-	-	84	-	38
36 x 36SQ	FX4	1	634	-	-	84	-	46
42 x 42SQ	FX4	1	770	-	-	84	-	73
48 x 48SQ	FX4	1	824	-	-	84	-	85
54 x 54SQ	FX4	1	888	-	-	84	-	98
60 x 60SQ	FX4	1	957	-	-	84	-	113



42D-FX4

10 DAY EDGE AND FRAME CHOICES

- Nickel or black flat PVC edge
- Nickel or black textured base finishes

10 DAY TOP FINISH CHOICES

For images of all current 10 Day laminates, visit www.specfurniture.com and go to Fabrics/Finishes.

10 DAY NOTES AND OPTIONS

- Quantity limits may apply. 10 Folding, 20 in total.

STANDARD FEATURES

- Fitt is a lightweight multiuse table designed for light use contract applications.
- Tops are constructed from 0.75" particle board core with laminate surface and backer.
- Standard table height is 29".
- All bases are standard with floor leveling glides.
- Base span increases with size of top.
- Casters are not self-leveling.

OPTIONS

- 2" grommet and oval grommet.

HOW TO ORDER

1. Select Model
2. Select Base
3. Select Edge Style
4. Select Options
5. Select Top Finish
6. Select Edge Finish
7. Select Base Finish

Example: 30D - FX4 - PVC -



FITT GENERAL PURPOSE TABLES

MODEL	BASES		TOP SPECIFICATIONS	OPTIONS				LBS
	<i>Code</i>	<i>Qty.</i>	<i>For Laminate Top</i>	FLIP TOP (FL)	FOLD (F)	CASTERS (LC)	WHEELS (WB)	
			PVF 2MM SE					
<i>Round</i>								
30D	FX4	1	551	-	-	84	-	38
	FX4 CAFE HEIGHT	1	616	-	-	-	-	40
36D	FX4	1	628	-	-	84	-	46
	FX4 CAFE HEIGHT	1	693	-	-	-	-	48
42D	FX4	1	678	-	-	84	-	56
	FX4 CAFE HEIGHT	1	743	-	-	-	-	58
48D	FX4	1	819	-	-	84	-	85
54D	FX4	1	882	-	-	84	-	98
60D	FX4	1	950	-	-	84	-	113
<i>Square</i>								
30 x 30SQ	FX4	1	582	-	-	84	-	38
	FX4 CAFE HEIGHT	1	647	-	-	-	-	40
36 x 36SQ	FX4	1	634	-	-	84	-	46
	FX4 CAFE HEIGHT	1	699	-	-	-	-	48
42 x 42SQ	FX4	1	770	-	-	84	-	73
48 x 48SQ	FX4	1	824	-	-	84	-	85
54 x 54SQ	FX4	1	888	-	-	84	-	98
60 x 60SQ	FX4	1	957	-	-	84	-	113



42D-FX4



30D-FX4 CAFE HEIGHT

STANDARD FEATURES

- Fitt is a lightweight multiuse table designed for light use contract applications.
- Tops are constructed from 0.75" particle board core with laminate surface and backer.
- Laminate tops available in any standard Wilsonart, Nevamar, Formica, Arborite or Pionite matte finish offerings. For other laminate please contact the factory for pricing.
- Standard table height is 29". Cafe height is 39".
- Base available in any Spectone color.
- All bases are standard with floor leveling glides.
- Base span increases with size of top.
- Casters are not self-leveling.

OPTIONS

- Table cart available. Holds 4 to 6 tables.
- Mesh modesty in nickel or black.
- Seam connectors to join and level tops.
- 2" grommet and oval grommet.

HOW TO ORDER

1. Select Model
2. Select Base
3. Select Edge Style
4. Select Options
5. Select Top Finish
6. Select Edge Finish
7. Select Base Finish

Example: 30D - FX4 - PVC -

