



GRAVITY Public Seating

LAYOUTS

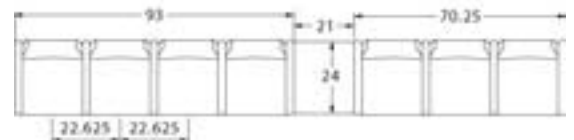
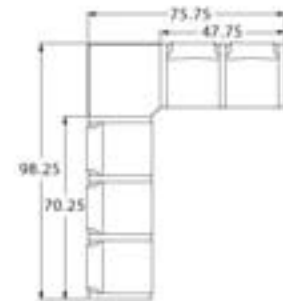
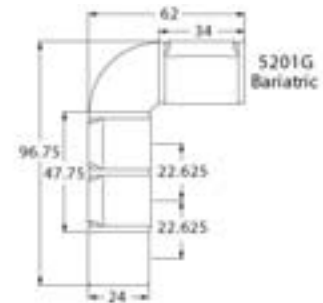


Description

- Spec's Gravity Public Seating offers specifiers outstanding value in an eco-friendly design.
- Your layout possibilities are unlimited with spacer, radius and corner tables – for both standard and bariatric seating in virtually any combination.
- Bariatric seating is a 30" wide seat and is load tested to 750 lbs. Cannot be connected to other bariatric seats.
- 21" seat width is standard.
- Standard with steel arms.
- Choice of wood or black polyurethane arms at an upcharge.
- Wood and polyurethane arms are replaceable in the field.
- All models offer a choice of no center arms, half arms or full arms to the floor.
- Glides and separate seat and Flex Back are standard.
- Foam formulated to meet California Bulletin 133 standards is available.
- Please send a drawing of the configuration you require with your order.
- For fabrics you wish railroaded or repeats larger than 5" x 5", please contact the factory with repeat information and yardage requirement will be provided.



LAYOUTS AND DIMENSIONS





GRAVITY Public Seating



PLACING AN ORDER IS EASY

PRODUCT CODE

5201M

Series	Center Arm	# Seats	Chair Type
52 : Gravity	0 : Outside Arms 1 : Half Arms 2 : Full Arms	1 : Single Seat 2 : Two-Seat 3 : Three-Seat	M : Mid Back H : Highback G : Bariatric



OPTIONS

ARM TYPE



Polyurethane



Wood



Steel


FINISHES

FRAME




Select from one of our 76 standard Spectone colors

FABRIC



Select fabrics from one of our textile partners

ARMS



Black

Sterling Grey

Taupe

9 standard wood stains or stain-to-match at no upcharge.



GRAVITY Public Seating

Single Seater with arms

Standard Features

- Separate seat and Flex Back
- Steel arms
- Fully welded wall-saving frame
- Frame in any Spectone color
- Velcro removable back covers
- Replaceable seats
- Use in connected layouts at no upcharge
- Glides
- Ships assembled as 1, 2 or 3 seaters
- Ships 1/carton 15 cu ft

Options

- Field-replaceable polyurethane arms, see upcharge
- Polyurethane arms available in Black, Sterling Grey and Taupe (RAL 7006)
- Field-replaceable wood arms in Natural Maple, see upcharge. Available in any of 9 standard stains or stain-to-match at no upcharge
- Connected and freestanding tables
- Antibacterial and antimicrobial fabrics available
- Different fabric on seat and back at no upcharge
- CAL 133

Contact Spec Customer Service to railroad fabrics (specify repeat info and yardage requirement will be provided) and for repeats greater than 5" x 5"



Single Seater with arms

COM 1.75 yds
 0.75 yd COM per single seat
 1.0 yd COM per single back

MODEL	COM	GR 1	GR 2	GR 3	GR 4	GR 5	GR 6
5201M	776	861	887	946	1028	1093	1179

For polyurethane arms add suffix P and \$102
 For wood arms add suffix W and \$148

Dimensions (inches)

seat H	18.0	seat W	21.0	arm H	26.5
total H	35.75	total W	25.0	depth	27.5

Exceeds BIFMA Seating Durability Test to 500 lbs per chair
 CAL 133, add \$112 List per chair



5201M*
30 lbs

*Shown with optional polyurethane arms



GRAVITY Public Seating

Two and Three Seaters with outside arms

Standard Features

- Separate seat and Flex Back
- Steel arms
- Fully welded wall-saving frame
- Frame in any Spectone color
- Velcro removable back covers
- Replaceable seats
- Use in connected layouts at no upcharge
- Glides
- Ships assembled as 1, 2 or 3 seaters
- Ships 1/carton 26 cu ft (2 seater),
1/carton 39 cu ft (3 seater)

Options

- Field-replaceable polyurethane arms, see upcharge
- Polyurethane arms available in Black, Sterling Grey and Taupe (RAL 7006)
- Field-replaceable wood arms in Natural Maple, see upcharge. Available in any of 9 standard stains or stain-to-match at no upcharge
- Connected and freestanding tables
- Antibacterial and antimicrobial fabrics available
- Different fabric on seat and back at no upcharge
- CAL 133

Contact Spec Customer Service to railroad fabrics (specify repeat info and yardage requirement will be provided) and for repeats greater than 5" x 5"



Two Seater with outside arms

COM 3.5 yds
0.75 yd COM per single seat
1.0 yd COM per single back

MODEL	COM	GR 1	GR 2	GR 3	GR 4	GR 5	GR 6
5202M	1407	1575	1630	1746	1910	2040	2211

For polyurethane arms add suffix P and \$102
For wood arms add suffix W and \$148

Dimensions (inches)

	seat H	18.0	seat W	21.0	arm H	26.5
total H	35.75	total W	46.0	depth	27.5	

Exceeds BIFMA Seating Durability Test to 500 lbs per two seater
CAL 133, add \$224 List per two seater



5202M*
54 lbs

Three Seater with outside arms

COM 5.25 yds
0.75 yd COM per single seat
1.0 yd COM per single back

MODEL	COM	GR 1	GR 2	GR 3	GR 4	GR 5	GR 6
5203M	2048	2301	2384	2556	2806	3001	3256

For polyurethane arms add suffix P and \$102
For wood arms add suffix W and \$148

Dimensions (inches)

	seat H	18.0	seat W	21.0	arm H	26.5
total H	35.75	total W	67.0	depth	27.5	

Exceeds BIFMA Seating Durability Test to 500 lbs per three seater
CAL 133, add \$336 List per three seater



5203M*
78 lbs

*Shown with optional polyurethane arms



GRAVITY Public Seating

Two and Three Seaters with half arms

Standard Features

- Separate seat and Flex Back
- Steel arms
- Fully welded wall-saving frame
- Frame in any Spectone color
- Velcro removable back covers
- Replaceable seats
- Use in connected layouts at no upcharge
- Glides
- Ships assembled as 1, 2 or 3 seaters
- Ships 1/carton 26 cu ft (2 seater),
1/carton 39 cu ft (3 seater)

Options

- Field-replaceable polyurethane arms, see upcharge
- Polyurethane arms available in Black, Sterling Grey and Taupe (RAL 7006)
- Field-replaceable wood arms in Natural Maple, see upcharge. Available in any of 9 standard stains or stain-to-match at no upcharge
- Connected and freestanding tables
- Antibacterial and antimicrobial fabrics available
- Different fabric on seat and back at no upcharge
- CAL 133

Contact Spec Customer Service to railroad fabrics (specify repeat info and yardage requirement will be provided) and for repeats greater than 5" x 5"



Two Seater with half arms

COM 3.5 yds
0.75 yd COM per single seat
1.0 yd COM per single back

MODEL	COM	GR 1	GR 2	GR 3	GR 4	GR 5	GR 6
5212M	1510	1679	1733	1850	2013	2143	2313

For polyurethane arms add suffix P and \$153
For wood arms add suffix W and \$222

Dimensions (inches)

seat H	18.0	seat W	21.0	arm H	26.5
total H	35.75	total W	47.75	depth	27.5

Exceeds BIFMA Seating Durability Test to 500 lbs per two seater
CAL 133, add \$224 List per two seater



5212M*
57 lbs

Three Seater with half arms

COM 5.25 yds
0.75 yd COM per single seat
1.0 yd COM per single back

MODEL	COM	GR 1	GR 2	GR 3	GR 4	GR 5	GR 6
5213M	2266	2517	2601	2773	3022	3218	3472

For polyurethane arms add suffix P and \$204
For wood arms add suffix W and \$296

Dimensions (inches)

seat H	18.0	seat W	21.0	arm H	26.5
total H	35.75	total W	70.25	depth	27.5

Exceeds BIFMA Seating Durability Test to 500 lbs per two seater
CAL 133, add \$336 List per three seater



5213M*
81 lbs

*Shown with optional polyurethane arms



GRAVITY Public Seating

Two and Three Seaters with full arms

Standard Features

- Separate seat and Flex Back
- Steel arms
- Fully welded wall-saving frame
- Frame in any Spectone color
- Velcro removable back covers
- Replaceable seats
- Use in connected layouts at no upcharge
- Glides
- Ships assembled as 1, 2 or 3 seaters
- Ships 1/carton 26 cu ft (2 seater),
1/carton 39 cu ft (3 seater)

Options

- Field-replaceable polyurethane arms, see upcharge
- Polyurethane arms available in Black, Sterling Grey and Taupe (RAL 7006)
- Field-replaceable wood arms in Natural Maple, see upcharge. Available in any of 9 standard stains or stain-to-match at no upcharge
- Connected and freestanding tables
- Antibacterial and antimicrobial fabrics available
- Different fabric on seat and back at no upcharge
- CAL 133

Contact Spec Customer Service to railroad fabrics (specify repeat info and yardage requirement will be provided) and for repeats greater than 5" x 5"



Two Seater with full arms

COM 3.5 yds
0.75 yd COM per single seat
1.0 yd COM per single back

MODEL	COM	GR 1	GR 2	GR 3	GR 4	GR 5	GR 6
5222M	1510	1679	1733	1850	2013	2143	2313

For polyurethane arms add suffix P and \$153
For wood arms add suffix W and \$222

Dimensions (inches)

	seat H	18.0	seat W	21.0	arm H	26.5
total H	35.75	total W	47.75	depth	27.5	

Exceeds BIFMA Seating Durability Test to 500 lbs per two seater
CAL 133, add \$224 List per two seater



5222M*
57 lbs

Three Seater with full arms

COM 5.25 yds
0.75 yd COM per single seat
1.0 yd COM per single back

MODEL	COM	GR 1	GR 2	GR 3	GR 4	GR 5	GR 6
5223M	2266	2517	2601	2773	3022	3218	3472

For polyurethane arms add suffix P and \$204
For wood arms add suffix W and \$296

Dimensions (inches)

	seat H	18.0	seat W	21.0	arm H	26.5
total H	35.75	total W	70.25	depth	27.5	

Exceeds BIFMA Seating Durability Test to 500 lbs per three seater
CAL 133, add \$336 List per three seater



5223M*
81 lbs

*Shown with optional polyurethane arms



GRAVITY Public Seating

Bariatric Single Seater with arms

Standard Features

- Separate seat and Flex Back
- Steel arms
- Fully welded wall-saving frame
- Frame in any Spectone color
- Velcro removable back covers
- Replaceable seats
- Use in connected layouts at no upcharge
- Glides
- Cannot connect bariatric seating to bariatric seating
- Ships assembled as 1, 2 or 3 seaters
- Ships 1/carton 20 cu ft

Options

- Field-replaceable polyurethane arms, see upcharge
- Polyurethane arms available in Black, Sterling Grey and Taupe (RAL 7006)
- Field-replaceable wood arms in Natural Maple, see upcharge. Available in any of 9 standard stains or stain-to-match at no upcharge
- Connected and freestanding tables
- Antibacterial and antimicrobial fabrics available
- Different fabric on seat and back at no upcharge
- CAL 133

Contact Spec Customer Service to railroad fabrics (specify repeat info and yardage requirement will be provided) and for repeats greater than 5" x 5"



Bariatric Single Seater with arms

COM 3.0 yds
 1.5 yd COM per single seat
 1.5 yd COM per single back

MODEL	COM	GR 1	GR 2	GR 3	GR 4	GR 5	GR 6
5201G	965	1133	1188	1306	1469	1599	1769

For polyurethane arms add suffix P and \$102
 For wood arms add suffix W and \$148

Dimensions (inches)

seat H	18.0	seat W	30.0	arm H	26.5
total H	35.75	total W	34.0	depth	27.5

Exceeds BIFMA Seating Durability Test to 750 lbs per chair
 CAL 133, add \$152 List per chair



5201G*
37 lbs

*Shown with optional polyurethane arms



GRAVITY Public Seating

Highback Single Seater with arms – Ottoman and Headrest

Standard Features

- Separate seat and Flex Back
- Steel arms
- Fully welded wall-saving frame
- Frame in any Spectone color
- Velcro removable back covers
- Replaceable seats
- Use in connected layouts at no upcharge
- Glides
- Ships assembled as 1, 2 or 3 seaters
- Ships 1/carton 18 cu ft

Options

- Field-replaceable polyurethane arms, see upcharge
- Polyurethane arms available in Black, Sterling Grey and Taupe (RAL 7006)
- Field-replaceable wood arms in Natural Maple, see upcharge. Available in any of 9 standard stains or stain-to-match at no upcharge
- Connected and freestanding tables
- Antibacterial and antimicrobial fabrics available
- Different fabric on seat and back at no upcharge
- CAL 133

Contact Spec Customer Service to railroad fabrics (specify repeat info and yardage requirement will be provided) and for repeats greater than 5" x 5"



Highback Single Seater with arms

COM 1.85 yds
 0.75 yd COM per single seat
 1.1 yds COM per single back

MODEL	COM	GR 1	GR 2	GR 3	GR 4	GR 5	GR 6
5201H	832	934	967	1036	1136	1214	1316

For polyurethane arms add suffix P and \$102
 For wood arms add suffix W and \$148

Dimensions (inches)

seat H	18.0	seat W	21.0	arm H	26.5
total H	44.5	total W	25.0	depth	27.5

Exceeds BIFMA Seating Durability Test to 500 lbs per chair
 CAL 133, add \$125 List per chair



5201H*
35 lbs

*Shown with optional polyurethane arms



GRAVITY Public Seating

Freestanding Lounge Tables – Corner and Spacer Connecting Tables

Standard Features

- Tops in laminate or veneer
- Select laminate tops from 15 standard laminates or choose any standard Wilsonart, Nevamar, Formica, Arborite and Pionite matte finish laminates at no upcharge.
- Freestanding lounge tables available with PVC Flat (PVF), 2mm (2MM) or hardwood (HB) edge
- Connecting table tops available with PVC Flat (PVF) edge, Self edge (SE) or hardwood (HB) edge
- 9 standard veneer and hardwood edge stains. Stain-to-match available at no upcharge.
- 1.75" post legs in any Spectone color
- Tops utilize Nu Green earth friendly core
- Glides
- 18" height

Options

- Non-standard laminates, contact Spec for pricing
- Custom size spacer tables for restricted spaces
- Other sizes may be available

Radius Corner Tables are recommended for open areas



Freestanding Lounge Tables

Model	Laminate PVF/SE/2MM	Laminate HB Edge	Veneer HB Edge	Weight	Cu.Ft.
52 - 24 x 24 SQ	611	793	937	28	7.2
52 - 24 x 48 RE	762	962	1165	48	18
52 - 30 x 30 SQ	711	843	998	43	13.5
52 - 24 DIA	582	918	1109	26	7.2
52 - 30 DIA	679	1010	1206	40	7.2



Corner and Spacer Connecting Tables

Model	Laminate PVF/SE	Laminate HB Edge	Veneer HB Edge	Weight	Cu.Ft.
52RC - 28 x 28 <i>Radius Corner Table</i>	657	823	1018	26	2
52SC - 28 x 28 <i>Square Corner Table</i>	657	823	1018	26	2
52TC - 45 degree <i>Corner Table</i>	657	823	1018	19	2
52ST - 21 x 24 <i>Spacer Table</i>	506	689	831	19	2
52ET - 21 x 24 <i>End Table</i>	550	733	877	19	2

