



# SNOWBALL 1 Public Seating



PLACING AN ORDER IS EASY

## PRODUCT CODE

18 01

**Series**

18 : Snowball 1

**Chair Type**

- |                         |                          |                        |                     |
|-------------------------|--------------------------|------------------------|---------------------|
| 01 : Four Point/Arms    | 14 : 22"/4-Point/No Arms | 21 : Stool/Arms        | 24E : 22" Hip Chair |
| 11 : Four Point/No Arms | 03 : 26"/4-Point/Arms    | 25 : Stool/No Arms     |                     |
| 31 : Sled Base/Arms     | 44 : 22"/Sled/No Arms    | 24 : 22"/Stool/Arms    |                     |
| 41 : Sled Base/No Arms  | 43 : 26"/Sled/No Arms    | 26 : 22"/Stool/No Arms |                     |
| 04 : 22"/4-point/Arms   | 02 : Casters/Arms        | 21E : Hip Chair        |                     |



## OPTIONS

**WALL-SAVING**



**DURASPEC SEAT**



## FINISHES

**FRAME**




Select from one of our 76 standard Spectone colors

**FABRIC**



Select fabrics from one of our textile partners

**ARMS**



Black

Sterling Grey

Taupe

# SNOWBALL 1 Public Seating

Four-point and Sled Base

## Standard Features

- 0.875" frame
- Seat and back upholstered
- Black polyurethane arms, add B to end of model number
- Frame in any Spectone color
- Four-point stacks 10 high with dolly, 6 without dolly
- Sled Base does not stack and ships 1 per carton
- Ships 1/carton 11 cu ft, 2-4/carton 22 cu ft

Contact Spec™ Customer Service to railroad fabrics (specify repeat info and yardage requirement will be provided) and for repeats greater than 5" x 5"



Available on Spec 10 Day Program

## Options

- Wall-saving frame on Four-point only, add \$20 List
- Polyurethane arms available in Black (B), Sterling Grey (G) or Taupe RAL 7006 (T)
- Connecting bars for a structured reconfigurable layout, add \$77 List
- Antibacterial and antimicrobial fabrics available
- Different fabric on seat and back at no upcharge
- Tablet Arm available on Snowballs without arms
- CAL 133
- Other glides may be available for an upcharge - call Customer Service to inquire
- DuraSpec seat is available on 18"w and 22"w chairs only - call Customer Service for pricing



Optional wall-saving frame



Optional DuraSpec seat

## Snowball 1 – Four-point

COM 1.0 yd  
0.5 yd COM per single seat  
0.5 yd COM per single back

MODEL	COM	GR 1	GR 2	GR 3	GR 4	GR 5	GR 6
1801	285	328	342	371	414	447	490
1811	285	328	342	371	414	447	490

Dimensions (inches)

	seat H	18.0	seat W	18.0	arm H	26.0	total H	33.0
depth	21.5	total W	23.5	total W (no arms)	20.1			

Exceeds BIFMA Seating Durability Test to 500 lbs  
CAL 133, add \$57 List  
1" extra seat foam, specify and add \$14 List



1801  
With arms  
16 lbs



1811  
Without arms  
15 lbs

## Snowball 1 – Sled Base

COM 1.0 yd  
0.5 yd COM per single seat  
0.5 yd COM per single back

MODEL	COM	GR 1	GR 2	GR 3	GR 4	GR 5	GR 6
1831	299	341	355	384	425	460	502
1841	299	341	355	384	425	460	502

Dimensions (inches)

	seat H	18.0	seat W	18.0	arm H	26.0	total H	33.0
depth	21.5	total W	23.5	total W (no arms)	20.1			

Exceeds BIFMA Seating Durability Test to 500 lbs  
CAL 133, add \$57 List  
1" extra seat foam, specify and add \$14 List



1831  
With arms  
18 lbs



1841  
Without arms  
17 lbs

# SNOWBALL 1 Public Seating

## Midsize and Bariatric – Four-point

### Standard Features

- 0.875" frame
- Seat and back upholstered
- Black polyurethane arms, add B to end of model number
- Frame in any Spectone color
- Four-point stacks 4 high on floor or with dolly
- Ships 1-3/carton 21.24 cu ft for Midsize and 1-3/ carton 24.17 cu ft for Bariatric

Contact Spec Customer Service to railroad fabrics (specify repeat info and yardage requirement will be provided) and for repeats greater than 5" x 5"



Available on Spec 10 Day Program

### Options

- Wall-saving frame, add \$20 List
- Polyurethane arms available in Black (B), Sterling Grey (G) or Taupe RAL 7006 (T)
- Connecting bars for a structured reconfigurable layout, add \$77 List
- Antibacterial and antimicrobial fabrics available
- Different fabric on seat and back at no upcharge
- CAL 133
- Other glides may be available for an upcharge - call Customer Service to inquire
- DuraSpec seat is available on 18"w and 22"w chairs only - call Customer Service for pricing



Optional wall-saving frame



Optional DuraSpec seat

### Snowball 1 – Midsize – Four-point

COM 1.5 yd  
0.75 yd COM per single seat  
0.75 yd COM per single back

MODEL	COM	GR 1	GR 2	GR 3	GR 4	GR 5	GR 6
1804	329	416	445	502	587	653	739
1814	329	416	445	502	587	653	739

\*1814 Not Available on 10 Day Program

Dimensions (inches)

seat H	18.0	seat W	22.0	arm H	26.0	total H	33.0
depth	22.0	total W	26.9	total W (no arms)	24.0		

Exceeds BIFMA Seating Durability Test to 500 lbs  
CAL 133, add \$81 List  
1" extra seat foam, specify and add \$21 List



**1804**  
With arms  
18 lbs

**1814**  
Without arms  
17 lbs

\*Not Available on 10 Day Program

### Snowball 1 – Bariatric – Four-point

COM 2.0 yd  
1.0 yd COM per single seat  
1.0 yd COM per single back

MODEL	COM	GR 1	GR 2	GR 3	GR 4	GR 5	GR 6
1803	458	543	572	629	715	780	866

Dimensions (inches)

seat H	18.0	seat W	26.0	arm H	26.0
total H	33.0	total W	31.0	depth	22.0

Exceeds BIFMA Seating Durability Test to 500 lbs  
CAL 133, add \$81 List  
1" extra seat foam, specify and add \$28 List



**1803**  
With arms  
23 lbs

# SNOWBALL 1 Public Seating

Midsize and Bariatric – Sled Base

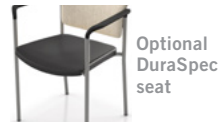
## Standard Features

- 0.875" frame
- Seat and back upholstered
- Frame in any Spectone color
- Does not stack
- Ships 1/carton 21 cu ft

Contact Spec Customer Service to railroad fabrics (specify repeat info and yardage requirement will be provided) and for repeats greater than 5" x 5"

## Options

- Connecting bars for a structured reconfigurable layout, add \$77 List
- Antibacterial and antimicrobial fabrics available
- Different fabric on seat and back at no upcharge
- Tablet Arm available on Snowballs without arms
- CAL 133
- Other glides may be available for an upcharge - call Customer Service to inquire
- DuraSpec seat is available on 18"w and 22"w chairs only - call Customer Service for pricing.




---

## Snowball 1 – Midsize – Sled Base

COM 1.5 yd  
 0.75 yd COM per single seat  
 0.75 yd COM per single back

MODEL	COM	GR 1	GR 2	GR 3	GR 4	GR 5	GR 6
<b>1844</b>	<b>362</b>	<b>450</b>	<b>477</b>	<b>535</b>	<b>621</b>	<b>686</b>	<b>772</b>

Dimensions (inches)

	seat H	18.0	seat W	22.0	arm H	N/A
total H	33.0	total W	24.0	depth	22.0	

Exceeds BIFMA Seating Durability Test to 500 lbs  
 CAL 133, add \$81 List  
 1" extra seat foam, specify and add \$21 List



**1844**  
**Without arms**  
 20 lbs

---

## Snowball 1 – Bariatric – Sled Base

COM 2.0 yd  
 1.0 yd COM per single seat  
 1.0 yd COM per single back

MODEL	COM	GR 1	GR 2	GR 3	GR 4	GR 5	GR 6
<b>1843</b>	<b>490</b>	<b>576</b>	<b>605</b>	<b>662</b>	<b>748</b>	<b>813</b>	<b>900</b>

Dimensions (inches)

	seat H	18.0	seat W	26.0	arm H	N/A
total H	33.0	total W	28.0	depth	22.0	

Exceeds BIFMA Seating Durability Test to 500 lbs  
 CAL 133, add \$81 List  
 1" extra seat foam, specify and add \$28 List



**1843**  
**Without arms**  
 25 lbs



# SNOWBALL 1 Public Seating

## Casters


### Standard Features

- 0.875" frame
- Seat and back upholstered
- Black polyurethane arms, add B to end of model number
- Frame in any Spectone color
- Black non-locking casters
- Four-point stacks 10 high with dolly, 6 without dolly
- Ships 1/carton 11 cu ft, 2-3/carton 22 cu ft

Contact Spec Customer Service to railroad fabrics (specify repeat info and yardage requirement will be provided) and for repeats greater than 5" x 5"

### Options

- Polyurethane arms available in Black (B), Sterling Grey (G) or Taupe RAL 7006 (T)
- Antibacterial and antimicrobial fabrics available
- Different fabric on seat and back at no upcharge
- Armless and sled base versions not available
- CAL 133
- DuraSpec seat is available on 18"w and 22"w chairs only - call Customer Service for pricing.



## Snowball 1 – Casters

COM 1.0 yd  
 0.5 yd COM per single seat  
 0.5 yd COM per single back

MODEL	COM	GR 1	GR 2	GR 3	GR 4	GR 5	GR 6
<b>1802</b>	<b>394</b>	<b>438</b>	<b>452</b>	<b>480</b>	<b>523</b>	<b>556</b>	<b>600</b>

Dimensions (inches)

seat H	18.0	seat W	18.5	arm H	26.0
total H	33.0	total W	23.5	depth	21.5

Exceeds BIFMA Seating Durability Test to 500 lbs  
 CAL 133, add \$57 List  
 1" extra seat foam, specify and add \$14 List



**1802**  
**With arms**  
 17 lbs

# SNOWBALL 1 Public Seating

## Stools

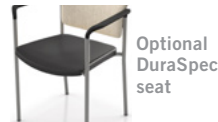
### Standard Features

- 0.875" frame
- Seat and back upholstered
- Black polyurethane arms, add B to end of model number
- Frame in any Spectone color
- Does not stack
- Ships 1/carton 17 cu ft

Contact Spec Customer Service to railroad fabrics (specify repeat info and yardage requirement will be provided) and for repeats greater than 5" x 5"

### Options

- Polyurethane arms available in Black (B), Sterling Grey (G) or Taupe RAL 7006 (T)
- Antibacterial and antimicrobial fabrics available
- Different fabric on seat and back at no upcharge
- Casters, sled base not available
- CAL 133
- Other glides may be available for an upcharge - call Customer Service to inquire
- DuraSpec seat is available on 18"w and 22"w chairs only - call Customer Service for pricing.



### Snowball 1 – Stools

COM 1.0 yd  
0.5 yd COM per single seat  
0.5 yd COM per single back

MODEL	COM	GR 1	GR 2	GR 3	GR 4	GR 5	GR 6
<b>1821</b>	<b>383</b>	<b>425</b>	<b>440</b>	<b>469</b>	<b>513</b>	<b>544</b>	<b>588</b>
<b>1825</b>	<b>383</b>	<b>425</b>	<b>440</b>	<b>469</b>	<b>513</b>	<b>544</b>	<b>588</b>

Dimensions (inches)

	seat H	28.0	seat W	18.0	arm H	36.0	total H	43.5
depth	21.5	total W	23.5	total W (no arms)	20.1			

Exceeds BIFMA Seating Durability Test to 500 lbs  
CAL 133, add \$57 List  
1" extra seat foam, specify and add \$14 List



**1821**  
With arms  
21 lbs



**1825**  
Without arms  
20 lbs

### Snowball 1 – Midsize Stools

COM 1.5 yd  
0.75 yd COM per single seat  
0.75 yd COM per single back

MODEL	COM	GR 1	GR 2	GR 3	GR 4	GR 5	GR 6
<b>1824</b>	<b>456</b>	<b>544</b>	<b>572</b>	<b>630</b>	<b>714</b>	<b>780</b>	<b>866</b>
<b>1826</b>	<b>456</b>	<b>544</b>	<b>572</b>	<b>630</b>	<b>714</b>	<b>780</b>	<b>866</b>

Dimensions (inches)

	seat H	28.0	seat W	22.0	arm H	36.0	total H	43.5
depth	22.0	total W	26.9	total W (no arms)	24.0			

Exceeds BIFMA Seating Durability Test to 500 lbs  
CAL 133, add \$81 List  
1" extra seat foam, specify and add \$21 List



**1824**  
With arms  
23 lbs



**1826**  
Without arms  
22 lbs



# SNOWBALL 1 Public Seating

## Easy Access Hip Single Seater

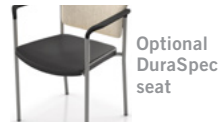
### Standard Features

- 0.875" frame
- Seat and back upholstered
- Black polyurethane arms, add B to end of model number
- Frame in any Spectone color
- Does not stack
- Ships 1/carton 19 cu ft

Contact Spec Customer Service to railroad fabrics (specify repeat info and yardage requirement will be provided) and for repeats greater than 5" x 5"

### Options

- Polyurethane arms available in Black (B), Sterling Grey (G) or Taupe RAL 7006 (T)
- Antibacterial and antimicrobial fabrics available
- Different fabric on seat and back at no upcharge
- Casters, sled base not available
- CAL 133
- Other glides may be available for an upcharge - call Customer Service to inquire
- DuraSpec seat is available on 18"w and 22"w chairs only - call Customer Service for pricing.




---

### Snowball 1 – Easy Access Hip Single Seater

COM 1.0 yd  
 0.5 yd COM per single seat  
 0.5 yd COM per single back

MODEL	COM	GR 1	GR 2	GR 3	GR 4	GR 5	GR 6
<b>1821E</b>	<b>417</b>	<b>460</b>	<b>474</b>	<b>503</b>	<b>547</b>	<b>578</b>	<b>622</b>

Dimensions (inches)

seat H	24.0	seat W	18.0	arm H	32.0
total H	38.5	total W	23.5	depth	31.0

Exceeds BIFMA Seating Durability Test to 500 lbs  
 CAL 133, add \$57 List  
 1" extra seat foam, specify and add \$14 List



**1821E**  
 With arms  
 21 lbs

---

### Snowball 1 – Midsize Easy Access Hip Single Seater

COM 1.5 yd  
 0.75 yd COM per single seat  
 0.75 yd COM per single back

MODEL	COM	GR 1	GR 2	GR 3	GR 4	GR 5	GR 6
<b>1824E</b>	<b>497</b>	<b>585</b>	<b>613</b>	<b>670</b>	<b>755</b>	<b>821</b>	<b>907</b>

Dimensions (inches)

seat H	24.0	seat W	22.0	arm H	32.0
total H	38.5	total W	26.9	depth	31.0

Exceeds BIFMA Seating Durability Test to 500 lbs  
 CAL 133, add \$81 List  
 1" extra seat foam, specify and add \$21 List



**1824E**  
 With arms  
 23 lbs



# SNOWBALL 1 Public Seating

## Dolly

### Standard Features

- Black finish only
- 2" black swivel casters
- Standard Dolly stacks 10 chairs
- Midsize Dolly stacks 4 chairs
- Bariatric Dolly stacks 4 chairs
- Ships 1/carton 17 cu ft

### Options

- Please specify if Dolly is for chairs with wall-saving frame



Available on Spec 10 Day Program



### Snowball 1 – Dolly

DESCRIPTION	MODEL	PRICE
<b>Standard</b>	<b>1899</b>	<b>310</b>
<b>22" Midsize</b>	<b>1899M</b>	<b>448</b>
<b>26" Bariatric</b>	<b>1899G</b>	<b>448</b>

#### Dimensions (inches)

Standard		Midsize / Bariatric	
height	36.5	height	36.5
width	21.0	width	23.0
depth	31.0	depth	42.0



**1899  
Standard**  
18 lbs



**1899 G&M  
Midsize & Bariatric**  
24 lbs



# SNOWBALL 1 Public Seating

## Connected and Tables

### To order connected Snowballs

- Select and price the Snowballs required for your configuration
- Select and price the corner, spacer and end tables required
- Add Snowball connecting bars (between chairs only)
- Do not add connecting bars for tables (they are part of the table)
- Send a drawing with your order or call Spec for assistance

### Snowball Tables

- Table top is 3/4" thick
- Self Edge, PVC Flat and 2mm edge available. PVC Flat edge and 2 mm Bio edge available in 38 solid colors. 2mm PVC edge available in wood grain to match 9 standard stains.
- Select laminate tops from 15 standard laminates or choose any standard Wilsonart, Nevamar, Formica, Arborite and Pionite matte finish laminates at no upcharge.

*Connecting bars and tables can be retrofitted, allowing you to change configurations later or create new configurations from your present Snowballs*

*Connecting bars can be added to any Snowball chair, including Bariatric and Midsize*

*Connecting bars and table frame bars are finished in the same color as the color of the chair frames*

*Connecting bars are fastened to the underside of the Snowball chair frame at the front and back*



## Snowball 1 – Connected and Tables



DESCRIPTION	Corner Table	Spacer Table	Mini Spacer Table	End Table*	Connecting Bars
MODEL	18RC	18ST	18MT	18ET	18CON
DIMENSIONS (inches)	25 x 25	17 x 17	4.5 x 14.5	17 x 17	N/A
PRICE	<b>321</b>	<b>220</b>	<b>120</b>	<b>226</b>	<b>77</b>

\*End table is handed, provide layout

# SNOWBALL 1 Public Seating

## Tablet Arms and Wire Basket

### Tablet Arm

- Fits any Snowball, freestanding or within a configuration
- Standard or laptop size available
- Right and left handed versions (defined when sitting in chair), add TR for right handed or TL for left handed to model number
- Laminated on both sides, standard in Wilsonart Dove Grey D-92-60 with flat black PVC edge. For other laminate please contact the factory for pricing
- Tablet constructed of 3/4" Nu Green core
- Snowball with Tablet Arm is standard with no arm on opposite side
- Add price of Tablet Arm to your Snowball selection

### Wire Basket

- Add to any 18" wide Snowball
- Black
- Removable



**Note: We do not recommend stacking Snowballs that have tablet arms**



## Snowball 1 – Tablet Arms and Wire Basket



DESCRIPTION  
MODEL  
PRICE

**Standard Tablet Arm**  
TR (right) or TL (left)  
**223**

**Laptop Tablet Arm**  
LTR (right) or LTL (left)  
**254**

**Wire Basket**  
WB  
**53**

Dimensions (inches)

height 27.5  
width 12.75  
total W 24.5  
length 24.0  
tablet extends 6" from seat

height 27.5  
width 16.0  
total W 24.5  
length 24.75  
tablet extends 7" from seat



# SNOWBALL 1 Public Seating

## 10 Day Program

### Standard Features

- Black polyurethane arms
- Black or silver frame finish
- A selection of fabrics and vinyls can be seen on our website under 10 Day Quickship

### Options

- Snowball Dolly (Black finish only) stacks 18”w Four-point Snowballs up to 10 high

For information on the 10 Day Program guarantee and terms and conditions, visit our website and go to 10 Day Quickship, Terms & Conditions tab.

### Snowball 1 – 10 Day Program

COM 1.0 yd  
 0.5 yd COM per single seat  
 0.5 yd COM per single back

MODEL	COM	GR 1	GR 2	GR 3	GR 4	GR 5	GR 6
1801	285	328	342	371	414	447	490
1811	285	328	342	371	414	447	490
1804	329	416	445	502	587	653	739



**1801**  
With arms  
16 lbs



**1811**  
Without arms  
15 lbs



**1804**  
With arms  
18 lbs

### Snowball 1 – Dolly

DESCRIPTION	MODEL	PRICE
Standard	1899	310
22” Midsize	1899M	448

Dimensions (inches)

	Standard	Midsize
height	36.5	36.5
width	21.0	23.0
depth	31.0	42.0



**1899**  
Standard  
18 lbs



**1899M**  
Midsize  
24 lbs

