

TAILGATE TABLES



PRODUCT CODE



Series	Top Size	Top Shape	Series	Base	Finish	
Tailgate Freestanding	Width x Length	B : Bullet RE : Rectangle RT : Racetrack BT : Boatshape REA : Rectangle Arc Ends	BTA : Boatshape Arc Ends EL : Ellipse VC : Video Conference VCA : Video Conference Arc Ends	Tailgate Freestanding	RE : Rectangle Plinth SQ : Square Plinth MNT2 : Manhattan Rect Double Column MRT2 : Manhattan Round Double Column	L : Laminate V : Veneer



OPTIONS

BASES



Manhattan Round Double Column Manhattan Rectangular Double Column Plinth Base


VERTICAL WIRE MANAGER



Oval Vertical Wire Manager, with hinge door (shown on both columns) Rectangular Vertical Wire Manager, with removable door (shown on both columns)

FINISHES

LAMINATE



Select from 15 standard laminates or choose any standard Wilsonart, Nevamar, Formica, Arborite and Pionite matte finish laminates at no upcharge

VENEER



Select from one of our 9 standard wood stains or stain-to-match at no upcharge

BASE



Select from one of our 76 standard Spectone colors

EDGE



See Spectone Card or specfurniture.com/materials/finishes for a complete list of finish options and colors.

TAILGATE TABLES

HOW TO ORDER



Specify Series, Top Size (Width x Length) and Shape

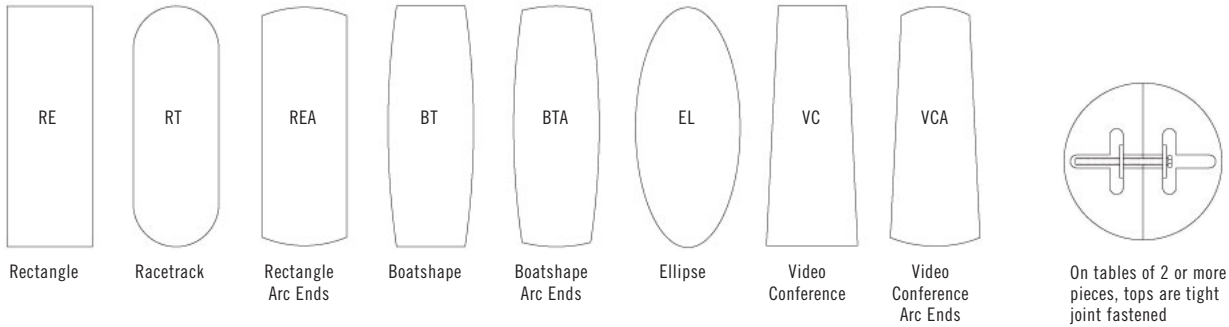
- A** Specify Top Type and Finish
For Laminate Top: Manufacturer, Laminate Name, Laminate Code
For Veneer Top: Wood Stain
- B** Specify Edge Type, (for hardwood: Style), and Finish
PVC Flat/2mm Bio/2mm PVC Woodgrain/Self Edge/Hardwood
- C** Specify Base Style and Finish
For Laminate Base: Manufacturer, Laminate Name, Laminate Code
For Veneer Base: Wood Stain
For Metal Base: RAL Finish
 Optional: Vertical Wire Managers, Power and Data Modules



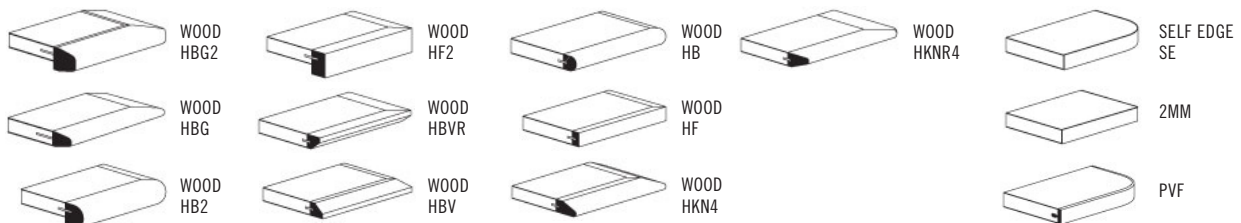
Series, Top Size and Shape	Top Finish	Edge Finish	Base Style and Finish	VWM Finish (if applicable)	Trough Size and Finish
TG, 55 x 66, Rectangle	Laminate, Arborite, Brown Sugar	Hardwood, HF, Custom Brown Sugar Stain	TGRE-L, Veneer, Arborite, Brown Sugar	n/a	40", Silver

TABLE TOPS

On one-piece tabletops, grain direction runs lengthwise. On tabletops of two or more pieces, grain direction runs from side-to-side, as standard.



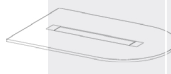
EDGE PROFILES





TAILGATE TABLES

TABLETOP



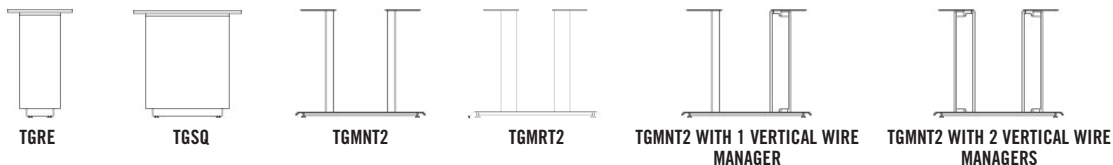
SIZE	TABLETOPS		TOP AND EDGE SPECIFICATIONS						TROUGHS		BASES		SEATS	LBS
	Model	Number of Sections	For Laminate Top			For Veneer Top			Number of Troughs	Length of Trough(s)	Number of Bases Required		Number of Seats	
SE PVF 2MM	HF HB	HBV HBVR HBG	HF2 HB2 HKN4 HKNR4 HBG2	HF HB HBV HBVR HBG	HF2 HB2 HKN4 HKNR4 HBG2	TGRE TGMNT2	TGSQ							
<i>Bullet</i>														
48 x 66	TG4866B	1	2102	2754	2989	3302	3381	3903	1	40	2	2	4	92
48 x 72	TG4872B	1	2204	2916	3173	3513	3599	4168	1	40	2	2	4	101
48 x 84	TG4884B	1	2644	3474	3773	4171	4270	4934	1	52	2	2	6	118
48 x 96	TG4896B	1	2848	3796	4138	4593	4707	5466	1	52	2	2	8	134
60 x 66	TG6066B	1	2266	3013	3283	3642	3730	4329	1	40	2	2	4	116
60 x 72	TG6072B	1	2382	3198	3492	3882	3980	4633	1	40	2	2	4	126
60 x 84	TG6084B	1	2852	3802	4145	4602	4716	5476	1	52	2	2	6	147
60 x 96	TG6096B	1	3084	4172	4564	5085	5216	6086	1	52	2	2	8	168

Price of top includes troughs and power duplexes. Number of duplexes varies depending on trough size and number of troughs per table. Trough door opens and closes from either side. An open perimeter around each side of the trough door allows the door to be closed while laptops and other items are plugged in.



BASES

MODEL	BASE SHAPE	LIST PRICE	LBS
TGRE-L	Rectangle Plinth, 11" x 22" - Laminate	912	60
TGRE-V	Rectangle Plinth, 11" x 22" - Veneer	1075	60
TGSQ-L	Square Plinth, 22" x 22" - Laminate	912	70
TGSQ-V	Square Plinth, 22" x 22" - Veneer	1075	70
TGMNT2	Manhattan Round Double Column	361	22
TGMRT2	Manhattan Rectangular Double Column	398	22
TGMNT2-VWM	Manhattan Round Double Column with 1 Oval Vertical Wire Manager	536	27
TGMNT2-RVWM	Manhattan Round Double Column with 1 Rectangular Vertical Wire Manager	536	27
TGMNT2-VWM2	Manhattan Round Double Column with 2 Oval Vertical Wire Managers	713	32
TGMNT2-RVWM2	Manhattan Round Double Column with 2 Rectangular Vertical Wire Managers	713	32



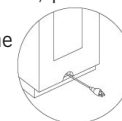
STANDARD FEATURES

- Select from 15 standard laminates or choose any standard Wilsonart, Nevamar, Formica, Arborite and Pionite matte finish laminates at no upcharge. For other laminate please contact the factory for pricing.
- 9 standard veneer and hardwood edge stains. Stain-to-match available at no upcharge.
- Standard with leveling glides.
- Plinth bases are standard with touch latch removable door.

- Plinth bases are standard with kickplate, finished in HOMAPAL 441 Brushed Natural Aluminum.
- Metal bases available in any Spectone color.
- Standard 29" table height.

OPTIONS

- For additional Power & Data modules, please see Table Accessories Price List.
- Cutout for wire pass-through at the bottom of Tailgate bases must be specified if required.



HOW TO ORDER

1. Select Top Size
2. Select Top Finish
3. Select Edge Style & Finish
4. Select Base
5. Select Base Finish

Example: 4896B - MNT2 -





TAILGATE TABLES

TABLETOP




SIZE	TABLETOPS		TOP AND EDGE SPECIFICATIONS						TROUGHS		BASES		SEATS	LBS
	Model	Number of Sections	For Laminate Top			For Veneer Top			Number of Troughs	Length of Trough(s)	Number of Bases Required		Number of Seats	
SE PVF 2MM	HF HB	HBV HBVR HBG	HF2 HB2 HKN4 HBGR4 HBG2	HF HB HBV HBVR HBG	HF2 HB2 HKN4 HBGR4 HBG2	TGRE TGMNT2	TGSQ							
<i>Rectangle</i>														
48 x 96	TG4896RE	1	2409	3259	3489	3721	4065	4730	1	52	2	2	8	135
48 x 120	TG48120RE	2	2792	3889	4149	4709	4792	5569	1	76	3	2	10	168
48 x 144	TG48144RE	2	3710	5283	5625	6158	6032	6967	2	40	3	2	10	202
48 x 168	TG48168RE	2	4651	6234	6624	7369	7197	8284	2	52	3	3	12	236
48 x 192	TG48192RE	2	4952	7014	7488	8550	8187	9487	2	52	3	3	14	269
48 x 216	TG48216RE	2	5662	7704	8226	9355	9012	10477	2	76	3	3	14	303
60 x 120	TG60120RE	2	3244	4884	5242	5796	5664	6639	1	76	3	2	10	210
60 x 144	TG60144RE	2	4211	6179	6608	7271	7115	8284	2	40	3	2	12	252
60 x 168	TG60168RE	2	5100	7396	7894	8671	8487	9851	2	52	3	3	12	294
60 x 192	TG60192RE	2	5689	8442	9038	9970	9751	11387	2	52	3	3	14	336
60 x 216	TG60216RE	2	6261	9359	10034	11079	10832	12671	2	76	3	3	16	378



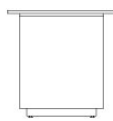
Price of top includes troughs and power duplexes. Number of duplexes varies depending on trough size and number of troughs per table. Trough door opens and closes from either side. An open perimeter around each side of the trough door allows the door to be closed while laptops and other items are plugged in.

BASES

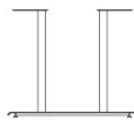
MODEL	BASE SHAPE	LIST PRICE	LBS
TGRE-L	Rectangle Plinth, 11" x 22" - Laminate	912	60
TGRE-V	Rectangle Plinth, 11" x 22" - Veneer	1075	60
TGSQ-L	Square Plinth, 22" x 22" - Laminate	912	70
TGSQ-V	Square Plinth, 22" x 22" - Veneer	1075	70
TGMNT2	Manhattan Round Double Column	361	22
TGMRT2	Manhattan Rectangular Double Column	398	22
TGMNT2-VWM	Manhattan Round Double Column with 1 Oval Vertical Wire Manager	536	27
TGMNT2-RVWM	Manhattan Round Double Column with 1 Rectangular Vertical Wire Manager	536	27
TGMNT2-VWM2	Manhattan Round Double Column with 2 Oval Vertical Wire Managers	713	32
TGMNT2-RVWM2	Manhattan Round Double Column with 2 Rectangular Vertical Wire Managers	713	32



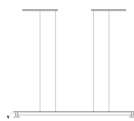
TGRE



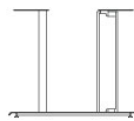
TGSQ




TGMNT2



TGMRT2



TGMNT2 WITH 1 VERTICAL WIRE MANAGER



TGMNT2 WITH 2 VERTICAL WIRE MANAGERS

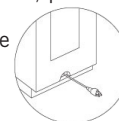
STANDARD FEATURES

- Select from 15 standard laminates or choose any standard Wilsonart, Nevamar, Formica, Arborite and Pionite matte finish laminates at no upcharge. For other laminate please contact the factory for pricing.
- 9 standard veneer and hardwood edge stains. Stain-to-match available at no upcharge.
- Standard with leveling glides.
- Plinth bases are standard with touch latch removable door.

- Plinth bases are standard with kickplate, finished in HOMAPAL 441 Brushed Natural Aluminum.
- Metal bases available in any Spectone color.
- Standard 29" table height.

OPTIONS

- For additional Power & Data modules, please see Table Accessories Price List.
- Cutout for wire pass-through at the bottom of Tailgate bases must be specified if required.



HOW TO ORDER

1. Select Top Size
2. Select Top Finish
3. Select Edge Style & Finish
4. Select Base
5. Select Base Finish

Example: 4896RE - MNT2 -





TAILGATE TABLES

TABLETOP




SIZE	TABLETOPS		TOP AND EDGE SPECIFICATIONS						TROUGHS		BASES		SEATS	LBS
	Model	Number of Sections	SE PVF 2MM	HF HB	HBV HBVR HBG	HF2 HB2 HKN4 HKNR4 HBG2	HF HB HBV HBVR HBG	HF2 HB2 HKN4 HKNR4 HBG2	Number of Troughs	Length of Trough(s)	Number of Bases Required	TGRE TGMNT2	TGSQ	Number of Seats
<i>Rectangle Arc Ends</i>														
48 x 96	TG4896REA	1	2429	3389	3623	4186	4584	5293	1	52	2	2	8	135
48 x 120	TG48120REA	2	2817	4341	4646	5422	5389	6217	1	76	3	2	10	168
48 x 144	TG48144REA	2	3738	5636	6010	6972	6749	7753	2	40	3	2	10	202
48 x 168	TG48168REA	2	4681	6745	7182	8250	8042	9206	2	52	3	3	12	236
48 x 192	TG48192REA	2	4856	7551	8071	9100	9375	10191	2	52	3	3	14	269
48 x 216	TG48216REA	2	5662	8338	8924	10200	10515	11308	2	76	3	3	14	303
60 x 120	TG60120REA	2	3234	5138	5517	6492	6448	7487	1	76	3	2	10	210
60 x 144	TG60144REA	2	4248	6619	7089	8293	8013	9267	2	40	3	2	12	252
60 x 168	TG60168REA	2	5311	7891	8437	9768	9511	10965	2	52	3	3	12	294
60 x 192	TG60192REA	2	5937	9035	9691	11288	11654	12725	2	52	3	3	14	336
60 x 216	TG60216REA	2	6542	10026	10764	12562	12973	14178	2	76	3	3	16	378



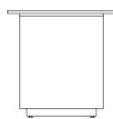
Price of top includes troughs and power duplexes. Number of duplexes varies depending on trough size and number of troughs per table. Trough door opens and closes from either side. An open perimeter around each side of the trough door allows the door to be closed while laptops and other items are plugged in.

BASES

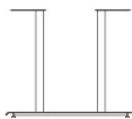
MODEL	BASE SHAPE	LIST PRICE	LBS
TGRE-L	Rectangle Plinth, 11" x 22" - Laminate	912	60
TGRE-V	Rectangle Plinth, 11" x 22" - Veneer	1075	60
TGSQ-L	Square Plinth, 22" x 22" - Laminate	912	70
TGSQ-V	Square Plinth, 22" x 22" - Veneer	1075	70
TGMNT2	Manhattan Round Double Column	361	22
TGMRT2	Manhattan Rectangular Double Column	398	22
TGMNT2-VWM	Manhattan Round Double Column with 1 Oval Vertical Wire Manager	536	27
TGMNT2-RVWM	Manhattan Round Double Column with 1 Rectangular Vertical Wire Manager	536	27
TGMNT2-VWM2	Manhattan Round Double Column with 2 Oval Vertical Wire Managers	713	32
TGMNT2-RVWM2	Manhattan Round Double Column with 2 Rectangular Vertical Wire Managers	713	32



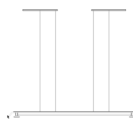
TGRE



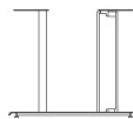
TGSQ



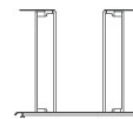
TGMNT2



TGMRT2



TGMNT2 WITH 1 VERTICAL WIRE MANAGER



TGMNT2 WITH 2 VERTICAL WIRE MANAGERS

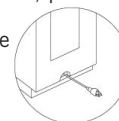
STANDARD FEATURES

- Select from 15 standard laminates or choose any standard Wilsonart, Nevamar, Formica, Arborite and Pionite matte finish laminates at no upcharge. For other laminate please contact the factory for pricing.
- 9 standard veneer and hardwood edge stains. Stain-to-match available at no upcharge.
- Standard with leveling glides.
- Plinth bases are standard with touch latch removable door.

- Plinth bases are standard with kickplate, finished in HOMAPAL 441 Brushed Natural Aluminum.
- Metal bases available in any Spectone color.
- Standard 29" table height.

OPTIONS

- For additional Power & Data modules, please see Table Accessories Price List.
- Cutout for wire pass-through at the bottom of Tailgate bases must be specified if required.



HOW TO ORDER

1. Select Top Size
2. Select Top Finish
3. Select Edge Style & Finish
4. Select Base
5. Select Base Finish

Example: 4896REA - MNT2 -





TAILGATE TABLES

TABLETOP




SIZE	TABLETOPS		TOP AND EDGE SPECIFICATIONS						TROUGHS		BASES		SEATS	LBS
	Model	Number of Sections	SE PVF 2MM	HF HB	HBV HBVR HBG	HF2 HB2 HKN4 HKNR4 HBG2	For Veneer Top HF HB HBV HBVR HBG	HF2 HB2 HKN4 HKNR4 HBG2	Number of Troughs	Length of Trough(s)	Number of Bases Required	TGRE TGMNT2	TGSQ	Number of Seats
<i>Racetrack</i>														
48 x 96	TG4896RT	1	2429	3389	3623	4186	4584	5293	1	52	2	2	8	135
48 x 120	TG48120RT	2	2817	4341	4646	5422	5389	6217	1	76	3	2	10	168
48 x 144	TG48144RT	2	3738	5636	6010	6972	6749	7753	2	40	3	2	10	202
48 x 168	TG48168RT	2	4681	6745	7182	8250	8042	9206	2	52	3	3	12	236
48 x 192	TG48192RT	2	4856	7551	8071	9100	9375	10191	2	52	3	3	14	269
48 x 216	TG48216RT	2	5662	8338	8924	10200	10515	11308	2	76	3	3	14	303
60 x 120	TG60120RT	2	3234	5138	5517	6492	6448	7487	1	76	3	2	10	210
60 x 144	TG60144RT	2	4248	6619	7089	8293	8013	9267	2	40	3	2	12	252
60 x 168	TG60168RT	2	5311	7891	8437	9768	9511	10965	2	52	3	3	12	294
60 x 192	TG60192RT	2	5937	9035	9691	11288	11654	12725	2	52	3	3	14	336
60 x 216	TG60216RT	2	6542	10026	10764	12562	12973	14178	2	76	3	3	16	378



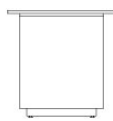
Price of top includes troughs and power duplexes. Number of duplexes varies depending on trough size and number of troughs per table. Trough door opens and closes from either side. An open perimeter around each side of the trough door allows the door to be closed while laptops and other items are plugged in.

BASES

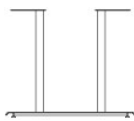
MODEL	BASE SHAPE	LIST PRICE	LBS
TGRE-L	Rectangle Plinth, 11" x 22" - Laminate	912	60
TGRE-V	Rectangle Plinth, 11" x 22" - Veneer	1075	60
TGSQ-L	Square Plinth, 22" x 22" - Laminate	912	70
TGSQ-V	Square Plinth, 22" x 22" - Veneer	1075	70
TGMNT2	Manhattan Round Double Column	361	22
TGMRT2	Manhattan Rectangular Double Column	398	22
TGMNT2-VWM	Manhattan Round Double Column with 1 Oval Vertical Wire Manager	536	27
TGMNT2-RVWM	Manhattan Round Double Column with 1 Rectangular Vertical Wire Manager	536	27
TGMNT2-VWM2	Manhattan Round Double Column with 2 Oval Vertical Wire Managers	713	32
TGMNT2-RVWM2	Manhattan Round Double Column with 2 Rectangular Vertical Wire Managers	713	32



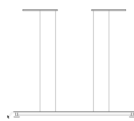
TGRE



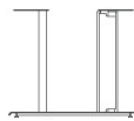
TGSQ



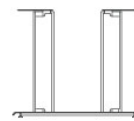
TGMNT2



TGMRT2



TGMNT2 WITH 1 VERTICAL WIRE MANAGER



TGMNT2 WITH 2 VERTICAL WIRE MANAGERS

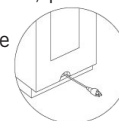
STANDARD FEATURES

- Select from 15 standard laminates or choose any standard Wilsonart, Nevamar, Formica, Arborite and Pionite matte finish laminates at no upcharge. For other laminate please contact the factory for pricing.
- 9 standard veneer and hardwood edge stains. Stain-to-match available at no upcharge.
- Standard with leveling glides.
- Plinth bases are standard with touch latch removable door.

- Plinth bases are standard with kickplate, finished in HOMAPAL 441 Brushed Natural Aluminum.
- Metal bases available in any Spectone color.
- Standard 29" table height.

OPTIONS

- For additional Power & Data modules, please see Table Accessories Price List.
- Cutout for wire pass-through at the bottom of Tailgate bases must be specified if required.



HOW TO ORDER

1. Select Top Size
2. Select Top Finish
3. Select Edge Style & Finish
4. Select Base
5. Select Base Finish

Example: 4896RT - MNT2 -





TAILGATE TABLES

TABLETOP




SIZE	TABLETOPS		TOP AND EDGE SPECIFICATIONS						TROUGHS		BASES		SEATS	LBS
	Model	Number of Sections	For Laminate Top			For Veneer Top			Number of Troughs	Length of Trough(s)	Number of Bases Required		Number of Seats	
SE PVF 2MM	HF HB	HBV HBVR HBG	HF2 HB2 HKN4 HBGR4 HBG2	HF HB HBV HBVR HBG	HF2 HB2 HKN4 HBGR4 HBG2	TGRE TGMNT2	TGSQ							
<i>Boatshape</i>														
48 x 96	TG4896BT	1	2429	4044	4345	4655	5095	5481	1	52	2	2	8	135
48 x 120	TG48120BT	2	2817	5059	5432	5825	5993	6439	1	76	3	2	10	168
48 x 144	TG48144BT	2	3738	6354	6799	7271	7867	8273	2	40	3	2	10	202
48 x 168	TG48168BT	2	4681	7539	8056	8602	8881	9508	2	52	3	3	12	236
48 x 192	TG48192BT	2	4856	8361	8957	10138	10455	11394	2	52	3	3	14	269
48 x 216	TG48216BT	2	5662	9242	9915	11384	11747	12657	2	76	3	3	14	303
60 x 120	TG60120BT	2	3234	6034	6503	6994	7205	7760	1	76	3	2	10	210
60 x 144	TG60144BT	2	4248	7519	8075	8666	9408	9917	2	40	3	2	12	252
60 x 168	TG60168BT	2	5311	8884	9529	10212	10556	11343	2	52	3	3	12	294
60 x 192	TG60192BT	2	5937	10225	11000	11820	12234	13177	2	52	3	3	14	336
60 x 216	TG60216BT	2	6542	11366	12240	13161	13626	14688	2	76	3	3	16	378

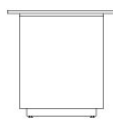
Price of top includes troughs and power duplexes. Number of duplexes varies depending on trough size and number of troughs per table. Trough door opens and closes from either side. An open perimeter around each side of the trough door allows the door to be closed while laptops and other items are plugged in.

BASES

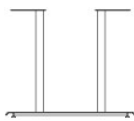
MODEL	BASE SHAPE	LIST PRICE	LBS
TGRE-L	Rectangle Plinth, 11" x 22" - Laminate	912	60
TGRE-V	Rectangle Plinth, 11" x 22" - Veneer	1075	60
TGSQ-L	Square Plinth, 22" x 22" - Laminate	912	70
TGSQ-V	Square Plinth, 22" x 22" - Veneer	1075	70
TGMNT2	Manhattan Round Double Column	361	22
TGMRT2	Manhattan Rectangular Double Column	398	22
TGMNT2-VWM	Manhattan Round Double Column with 1 Oval Vertical Wire Manager	536	27
TGMNT2-RVWM	Manhattan Round Double Column with 1 Rectangular Vertical Wire Manager	536	27
TGMNT2-VWM2	Manhattan Round Double Column with 2 Oval Vertical Wire Managers	713	32
TGMNT2-RVWM2	Manhattan Round Double Column with 2 Rectangular Vertical Wire Managers	713	32



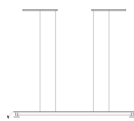
TGRE



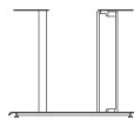
TGSQ



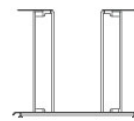
TGMNT2



TGMRT2



TGMNT2 WITH 1 VERTICAL WIRE MANAGER



TGMNT2 WITH 2 VERTICAL WIRE MANAGERS

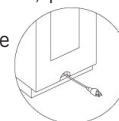
STANDARD FEATURES

- Select from 15 standard laminates or choose any standard Wilsonart, Nevamar, Formica, Arborite and Pionite matte finish laminates at no upcharge. For other laminate please contact the factory for pricing.
- 9 standard veneer and hardwood edge stains. Stain-to-match available at no upcharge.
- Standard with leveling glides.
- Plinth bases are standard with touch latch removable door.

- Plinth bases are standard with kickplate, finished in HOMAPAL 441 Brushed Natural Aluminum.
- Metal bases available in any Spectone color.
- Standard 29" table height.

OPTIONS

- For additional Power & Data modules, please see Table Accessories Price List.
- Cutout for wire pass-through at the bottom of Tailgate bases must be specified if required.



HOW TO ORDER

- Select Top Size
- Select Top Finish
- Select Edge Style & Finish
- Select Base
- Select Base Finish

Example: 4896BT - MNT2 -





TAILGATE TABLES

TABLETOP




SIZE	TABLETOPS		TOP AND EDGE SPECIFICATIONS						TROUGHS		BASES		SEATS	LBS
	Model	Number of Sections	For Laminate Top			For Veneer Top			Number of Troughs	Length of Trough(s)	Number of Bases Required		Number of Seats	
SE PVF 2MM	HF HB	HBV HBVR HBG	HF2 HB2 HKN4 HBKNR4 HBG2	HF HB HBV HBVR HBG	HF2 HB2 HKN4 HBKNR4 HBG2	TGRE TGMNT2	TGSQ							
<i>Boatshape Arc Ends</i>														
48 x 96	TG4896BTA	1	2593	4559	4861	5173	5610	5997	1	52	2	2	8	135
48 x 120	TG48120BTA	2	2981	5576	5949	6343	6510	6954	1	76	3	2	10	168
48 x 144	TG48144BTA	2	3902	6869	7317	7789	8382	8790	2	40	3	2	10	202
48 x 168	TG48168BTA	2	4846	8056	8575	9120	9396	10026	2	52	3	3	12	236
48 x 192	TG48192BTA	2	5125	8980	9635	10936	11286	12317	2	52	3	3	14	269
48 x 216	TG48216BTA	2	5996	9938	10678	12291	12692	13694	2	76	3	3	14	303
60 x 120	TG60120BTA	2	3440	6682	7148	7640	7849	8404	1	76	3	2	10	210
60 x 144	TG60144BTA	2	4452	8163	8722	9311	10054	10561	2	40	3	2	12	252
60 x 168	TG60168BTA	2	5515	9529	10175	10855	11204	11991	2	52	3	3	12	294
60 x 192	TG60192BTA	2	6185	11000	11776	12591	13010	13955	2	52	3	3	14	336
60 x 216	TG60216BTA	2	6822	12240	13112	14029	14498	15561	2	76	3	3	16	378

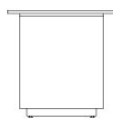
Price of top includes troughs and power duplexes. Number of duplexes varies depending on trough size and number of troughs per table. Trough door opens and closes from either side. An open perimeter around each side of the trough door allows the door to be closed while laptops and other items are plugged in.

BASES

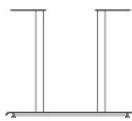
MODEL	BASE SHAPE	LIST PRICE	LBS
TGRE-L	Rectangle Plinth, 11" x 22" - Laminate	912	60
TGRE-V	Rectangle Plinth, 11" x 22" - Veneer	1075	60
TGSQ-L	Square Plinth, 22" x 22" - Laminate	912	70
TGSQ-V	Square Plinth, 22" x 22" - Veneer	1075	70
TGMNT2	Manhattan Round Double Column	361	22
TGMRT2	Manhattan Rectangular Double Column	398	22
TGMNT2-VWM	Manhattan Round Double Column with 1 Oval Vertical Wire Manager	536	27
TGMNT2-RVWM	Manhattan Round Double Column with 1 Rectangular Vertical Wire Manager	536	27
TGMNT2-VWM2	Manhattan Round Double Column with 2 Oval Vertical Wire Managers	713	32
TGMNT2-RVWM2	Manhattan Round Double Column with 2 Rectangular Vertical Wire Managers	713	32



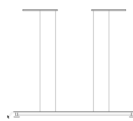
TGRE



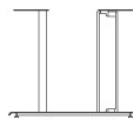
TGSQ



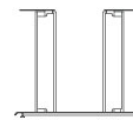
TGMNT2



TGMRT2



TGMNT2 WITH 1 VERTICAL WIRE MANAGER



TGMNT2 WITH 2 VERTICAL WIRE MANAGERS

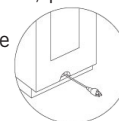
STANDARD FEATURES

- Select from 15 standard laminates or choose any standard Wilsonart, Nevamar, Formica, Arborite and Pionite matte finish laminates at no upcharge. For other laminate please contact the factory for pricing.
- 9 standard veneer and hardwood edge stains. Stain-to-match available at no upcharge.
- Standard with leveling glides.
- Plinth bases are standard with touch latch removable door.

- Plinth bases are standard with kickplate, finished in HOMAPAL 441 Brushed Natural Aluminum.
- Metal bases available in any Spectone color.
- Standard 29" table height.

OPTIONS

- For additional Power & Data modules, please see Table Accessories Price List.
- Cutout for wire pass-through at the bottom of Tailgate bases must be specified if required.



HOW TO ORDER

- Select Top Size
- Select Top Finish
- Select Edge Style & Finish
- Select Base
- Select Base Finish

Example: 4896BTA - MNT2 -





TAILGATE TABLES

TABLETOP




SIZE	TABLETOPS		TOP AND EDGE SPECIFICATIONS						TROUGHS		BASES		SEATS	LBS
	Model	Number of Sections	SE PVF 2MM	HF HB	HBV HBVR HBG	HF2 HB2 HKN4 HKNR4 HBG2	For Veneer Top HF HB HBV HBVR HBG	HF2 HB2 HKN4 HKNR4 HBG2	Number of Troughs	Length of Trough(s)	Number of Bases Required	TGRE TGMNT2	TGSQ	Number of Seats
<i>Ellipse</i>														
48 x 96	TG4896EL	1	2698	4635	4997	5370	5895	6358	1	52	2	2	8	135
48 x 120	TG48120EL	2	3151	5840	6289	6760	6963	7494	1	76	3	2	10	168
48 x 144	TG48144EL	2	4145	7285	7819	8387	9100	9589	2	40	3	2	10	202
48 x 168	TG48168EL	2	5185	8613	9235	9888	10196	10977	2	52	3	3	12	236
48 x 192	TG48192EL	2	5419	9661	10382	11811	12198	13332	2	52	3	3	14	269
48 x 216	TG48216EL	2	6366	10701	11515	13289	13729	14833	2	76	3	3	14	303
60 x 120	TG60120EL	2	3784	7512	8047	8613	8854	9492	1	76	3	2	10	210
60 x 144	TG60144EL	2	4865	9132	9774	10454	11306	11891	2	40	3	2	12	252
60 x 168	TG60168EL	2	6017	10634	11377	12159	12560	13463	2	52	3	3	12	294
60 x 192	TG60192EL	2	6788	12324	13217	14155	14636	15723	2	52	3	3	14	336
60 x 216	TG60216EL	2	7500	13729	14733	15787	16328	17549	2	76	3	3	16	378



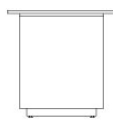
Price of top includes troughs and power duplexes. Number of duplexes varies depending on trough size and number of troughs per table. Trough door opens and closes from either side. An open perimeter around each side of the trough door allows the door to be closed while laptops and other items are plugged in.

BASES

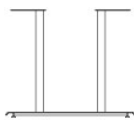
MODEL	BASE SHAPE	LIST PRICE	LBS
TGRE-L	Rectangle Plinth, 11" x 22" - Laminate	912	60
TGRE-V	Rectangle Plinth, 11" x 22" - Veneer	1075	60
TGSQ-L	Square Plinth, 22" x 22" - Laminate	912	70
TGSQ-V	Square Plinth, 22" x 22" - Veneer	1075	70
TGMNT2	Manhattan Round Double Column	361	22
TGMRT2	Manhattan Rectangular Double Column	398	22
TGMNT2-VWM	Manhattan Round Double Column with 1 Oval Vertical Wire Manager	536	27
TGMNT2-RVWM	Manhattan Round Double Column with 1 Rectangular Vertical Wire Manager	536	27
TGMNT2-VWM2	Manhattan Round Double Column with 2 Oval Vertical Wire Managers	713	32
TGMNT2-RVWM2	Manhattan Round Double Column with 2 Rectangular Vertical Wire Managers	713	32



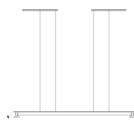
TGRE



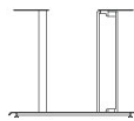
TGSQ



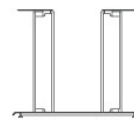
TGMNT2



TGMRT2



TGMNT2 WITH 1 VERTICAL WIRE MANAGER



TGMNT2 WITH 2 VERTICAL WIRE MANAGERS

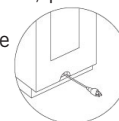
STANDARD FEATURES

- Select from 15 standard laminates or choose any standard Wilsonart, Nevamar, Formica, Arborite and Pionite matte finish laminates at no upcharge. For other laminate please contact the factory for pricing.
- 9 standard veneer and hardwood edge stains. Stain-to-match available at no upcharge.
- Standard with leveling glides.
- Plinth bases are standard with touch latch removable door.

- Plinth bases are standard with kickplate, finished in HOMAPAL 441 Brushed Natural Aluminum.
- Metal bases available in any Spectone color.
- Standard 29" table height.

OPTIONS

- For additional Power & Data modules, please see Table Accessories Price List.
- Cutout for wire pass-through at the bottom of Tailgate bases must be specified if required.



HOW TO ORDER

1. Select Top Size
2. Select Top Finish
3. Select Edge Style & Finish
4. Select Base
5. Select Base Finish

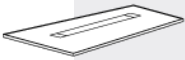
Example: 4896EL - MNT2 -





TAILGATE TABLES

TABLETOP




SIZE	TABLETOPS		TOP AND EDGE SPECIFICATIONS						TROUGHS		BASES		SEATS	LBS
	Model	Number of Sections	SE PVF 2MM	HF HB	HBV HBVR HBG	HF2 HB2 HKN4 HKNR4 HBG2	For Veneer Top HF HB HBV HBVR HBG	HF2 HB2 HKN4 HKNR4 HBG2	Number of Troughs	Length of Trough(s)	Number of Bases Required	TGRE TGMNT2	TGSQ	Number of Seats
<i>Video Conference</i>														
48 x 96	TG4896VC	1	2429	4044	4345	4655	5095	5481	1	52	2	2	8	135
48 x 120	TG48120VC	2	2817	5059	5432	5825	5993	6439	1	76	3	2	10	168
48 x 144	TG48144VC	2	3738	6354	6799	7271	7867	8273	2	40	3	2	10	202
48 x 168	TG48168VC	2	4681	7539	8056	8602	8860	9508	2	52	3	3	12	236
48 x 192	TG48192VC	2	4856	8361	8957	10138	10455	11394	2	52	3	3	14	269
48 x 216	TG48216VC	2	5662	9242	9915	11384	11747	12657	2	76	3	3	14	303
60 x 120	TG60120VC	2	3234	6034	6503	6994	7205	7760	1	76	3	2	10	210
60 x 144	TG60144VC	2	4248	7519	8075	8666	9408	9917	2	40	3	2	12	252
60 x 168	TG60168VC	2	5311	8884	9529	10212	10556	11343	2	52	3	3	12	294
60 x 192	TG60192VC	2	5937	10225	11000	11820	12234	13177	2	52	3	3	14	336
60 x 216	TG60216VC	2	6542	11366	12240	13161	13626	14688	2	76	3	3	16	378



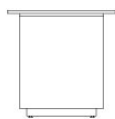
Price of top includes troughs and power duplexes. Number of duplexes varies depending on trough size and number of troughs per table. Trough door opens and closes from either side. An open perimeter around each side of the trough door allows the door to be closed while laptops and other items are plugged in.

BASES

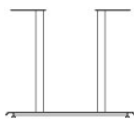
MODEL	BASE SHAPE	LIST PRICE	LBS
TGRE-L	Rectangle Plinth, 11" x 22" - Laminate	912	60
TGRE-V	Rectangle Plinth, 11" x 22" - Veneer	1075	60
TGSQ-L	Square Plinth, 22" x 22" - Laminate	912	70
TGSQ-V	Square Plinth, 22" x 22" - Veneer	1075	70
TGMNT2	Manhattan Round Double Column	361	22
TGMRT2	Manhattan Rectangular Double Column	398	22
TGMNT2-VWM	Manhattan Round Double Column with 1 Oval Vertical Wire Manager	536	27
TGMNT2-RVWM	Manhattan Round Double Column with 1 Rectangular Vertical Wire Manager	536	27
TGMNT2-VWM2	Manhattan Round Double Column with 2 Oval Vertical Wire Managers	713	32
TGMNT2-RVWM2	Manhattan Round Double Column with 2 Rectangular Vertical Wire Managers	713	32



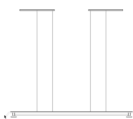
TGRE



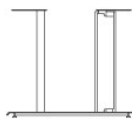
TGSQ



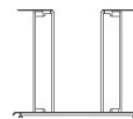
TGMNT2



TGMRT2



TGMNT2 WITH 1 VERTICAL WIRE MANAGER



TGMNT2 WITH 2 VERTICAL WIRE MANAGERS

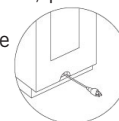
STANDARD FEATURES

- Select from 15 standard laminates or choose any standard Wilsonart, Nevamar, Formica, Arborite and Pionite matte finish laminates at no upcharge. For other laminate please contact the factory for pricing.
- 9 standard veneer and hardwood edge stains. Stain-to-match available at no upcharge.
- Standard with leveling glides.
- Plinth bases are standard with touch latch removable door.

- Plinth bases are standard with kickplate, finished in HOMAPAL 441 Brushed Natural Aluminum.
- Metal bases available in any Spectone color.
- Standard 29" table height.

OPTIONS

- For additional Power & Data modules, please see Table Accessories Price List.
- Cutout for wire pass-through at the bottom of Tailgate bases must be specified if required.



HOW TO ORDER

1. Select Top Size
2. Select Top Finish
3. Select Edge Style & Finish
4. Select Base
5. Select Base Finish

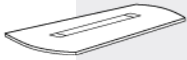
Example: 4896VC - MNT2 -





TAILGATE TABLES

TABLETOP




SIZE	TABLETOPS		TOP AND EDGE SPECIFICATIONS						TROUGHS		BASES		SEATS	LBS
	Model	Number of Sections	SE PVF 2MM	HF HB	HBV HBVR HBG	HF2 HB2 HKN4 HKNR4 HBG2	For Veneer Top HF HB HBV HBVR HBG	HF2 HB2 HKN4 HKNR4 HBG2	Number of Troughs	Length of Trough(s)	Number of Bases Required	TGRE TGMNT2	TGSQ	Number of Seats
<i>Video Conference Arc Ends</i>														
48 x 96	TG4896VCA	1	2593	4559	4861	5173	5610	5997	1	52	2	2	8	135
48 x 120	TG48120VCA	2	2981	5576	5949	6343	6510	6954	1	76	3	2	10	168
48 x 144	TG48144VCA	2	3902	6869	7317	7789	8382	8790	2	40	3	2	10	202
48 x 168	TG48168VCA	2	4846	8056	8575	9120	9396	10026	2	52	3	3	12	236
48 x 192	TG48192VCA	2	5125	8980	9635	10936	11286	12317	2	52	3	3	14	269
48 x 216	TG48216VCA	2	5996	9938	10678	12291	12692	13694	2	76	3	3	14	303
60 x 120	TG60120VCA	2	3440	6682	7148	7640	7849	8404	1	76	3	2	10	210
60 x 144	TG60144VCA	2	4452	8163	8722	9311	10054	10561	2	40	3	2	12	252
60 x 168	TG60168VCA	2	5515	9529	10175	10855	11204	11991	2	52	3	3	12	294
60 x 192	TG60192VCA	2	6185	11000	11776	12591	13010	13955	2	52	3	3	14	336
60 x 216	TG60216VCA	2	6822	12240	13112	14029	14498	15561	2	76	3	3	16	378



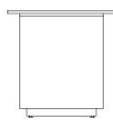
Price of top includes troughs and power duplexes. Number of duplexes varies depending on trough size and number of troughs per table. Trough door opens and closes from either side. An open perimeter around each side of the trough door allows the door to be closed while laptops and other items are plugged in.

BASES

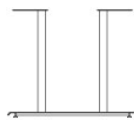
MODEL	BASE SHAPE	LIST PRICE	LBS
TGRE-L	Rectangle Plinth, 11" x 22" - Laminate	912	60
TGRE-V	Rectangle Plinth, 11" x 22" - Veneer	1075	60
TGSQ-L	Square Plinth, 22" x 22" - Laminate	912	70
TGSQ-V	Square Plinth, 22" x 22" - Veneer	1075	70
TGMNT2	Manhattan Round Double Column	361	22
TGMRT2	Manhattan Rectangular Double Column	398	22
TGMNT2-VWM	Manhattan Round Double Column with 1 Oval Vertical Wire Manager	536	27
TGMNT2-RVWM	Manhattan Round Double Column with 1 Rectangular Vertical Wire Manager	536	27
TGMNT2-VWM2	Manhattan Round Double Column with 2 Oval Vertical Wire Managers	713	32
TGMNT2-RVWM2	Manhattan Round Double Column with 2 Rectangular Vertical Wire Managers	713	32



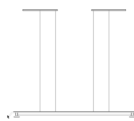
TGRE



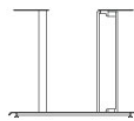
TGSQ



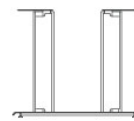
TGMNT2



TGMRT2



TGMNT2 WITH 1 VERTICAL WIRE MANAGER



TGMNT2 WITH 2 VERTICAL WIRE MANAGERS

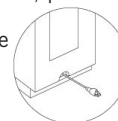
STANDARD FEATURES

- Select from 15 standard laminates or choose any standard Wilsonart, Nevamar, Formica, Arborite and Pionite matte finish laminates at no upcharge. For other laminate please contact the factory for pricing.
- 9 standard veneer and hardwood edge stains. Stain-to-match available at no upcharge.
- Standard with leveling glides.
- Plinth bases are standard with touch latch removable door.

- Plinth bases are standard with kickplate, finished in HOMAPAL 441 Brushed Natural Aluminum.
- Metal bases available in any Spectone color.
- Standard 29" table height.

OPTIONS

- For additional Power & Data modules, please see Table Accessories Price List.
- Cutout for wire pass-through at the bottom of Tailgate bases must be specified if required.



HOW TO ORDER

1. Select Top Size
2. Select Top Finish
3. Select Edge Style & Finish
4. Select Base
5. Select Base Finish

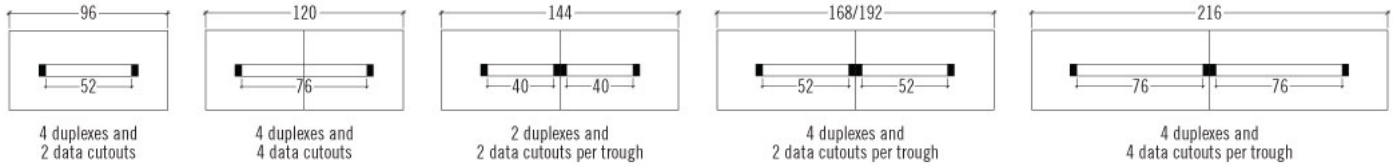
Example: 4896VCA - MNT2 -




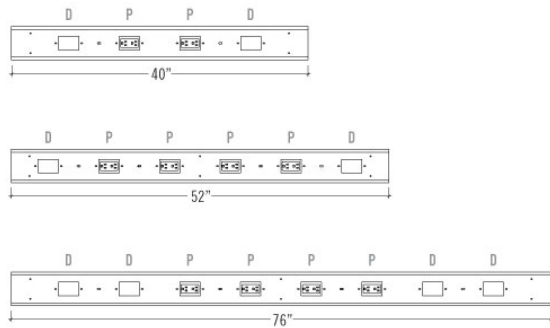


TAILGATE TABLES POWER AND VOICE/DATA ACCESSORIES

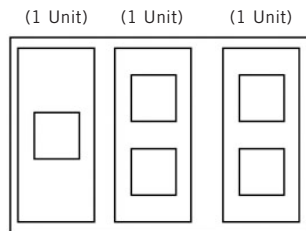
Power and Communication Trough is included in price.



Each trough is standard with power duplexes (labelled P) with a 9 ft. cord. Cutouts for data and communication (labelled D) are also included, however, data ports must be specified separately and can be configured to meet specific requirements. Specify blank plates when data and communication is not required at no upcharge.



Units in data plates must equal 3. Plates can be made up of items that equal 1 unit each for a total of 3 units or a combination of items that total 3 units.



OPTION 11 - \$129 List
15 Pin VGA
(1 Unit)
Front: 15 Pin Female
Back: 15 Pin Female



OPTION 14 - No Charge
Blank
(1 Unit)



OPTION 33 - \$134
3.5mm Stereo (F/F)
(1 Unit)



OPTION 30 - \$61 List
RJ 11 (cat. 3)/
RJ 45 (cat. 6)
(1 Unit)



OPTION 17 - \$71 List
RJ 11 (cat. 3) X 2
(1 Unit)



OPTION 28 - \$53 List
RJ 45 (cat. 6) X 2
(1 Unit)



OPTION 19 - \$41 List
RJ 11 (cat. 3) X 1
(1 Unit)



OPTION 29 - \$32 List
RJ 45 (cat. 6) X 1
(1 Unit)



OPTION 21 - \$321 List
USB 2.0 Performance
(1 Unit)
Front: Type A & B (F/F)
Back: Type A & B (F/F)



OPTION 22 - \$170 List
USB 2.0 Performance
(1 Unit)
Front: Type A & A (F/F)
Back: Type A & A (F/F)



OPTION 23 - \$407 List
HDMI-A/V Connector
(1 Unit)
Front: Female
Back: Female



OPTION 32 - \$198 List
RJ 45 (cat. 6)
USB 2.0 (F/F) Type A & A
(1 Unit)




TAILGATE TABLES

VOICE/DATA ACCESSORIES

Examples of 1 Data Plate

PLATE CONFIGURATION OPTIONS FOR DATA & PHONE

6X RJ 45 (CAT. 6)




CONFIGURATION A

Consists of the following:

3x **OPTION 28** = \$53 LIST
TOTAL LIST = \$159 LIST

1X RJ 11 (CAT. 3), AND 5X RJ 45 (CAT. 6)



CONFIGURATION B


Consists of the following:

1x **OPTION 30** = \$61 LIST
 2x **OPTION 28** = \$53 LIST
TOTAL LIST = \$167 LIST



PLATE CONFIGURATION OPTIONS FOR AUDIO/VIDEO

1X 15 PIN VGA, BLANK AND RJ 11, RJ 45 (CAT. 6)



CONFIGURATION C

Consists of the following:

1x **OPTION 11** = \$129 LIST
 1x **OPTION 14** = NO CHARGE
 1x **OPTION 30** = \$61 LIST
TOTAL LIST = \$190 LIST

1X HDMI A/V CONNECTOR, 15 PIN V99 AND BLANK



CONFIGURATION D

Consists of the following:

1x **OPTION 23** = \$407 LIST
 1x **OPTION 11** = \$129 LIST
 1x **OPTION 14** = NO CHARGE
TOTAL LIST = \$536 LIST