



TWENTY2



PLACING AN ORDER IS EASY

PRODUCT CODE

1705 - US

Series

17 : Twenty2

Arm

0 : Arms

1 : Armless

Casters

4 : Glides

5 : Casters

Upholstery

N/A : Plastic

US : Upholstered Seat / Plastic Back

UP : Fully Upholstered



OPTIONS

UPHOLSTERY



Plastic



Upholstered Seat



Fully Upholstered

FOOT




Glide




Casters

FINISHES


PLASTIC



Black



Sterling Grey



Light Grey

FABRIC



Select fabrics from one of our textile partners

FRAME



Select from one of our 76 standard Spectone colors

Twenty2 Nesting

Plastic Seat and Back


Standard Features

- Plastic seat and back
- 0.875" diameter, 11 gauge frame
- Black nylon arms
- Frame in any Spectone color
- Black glass-filled nylon arms with inner steel support
- Ships 4/carton

Options

- For Soft Wheel casters, specify suffix SC and add \$19 List
- Specify frame finish
- Specify shell finish. Choose from Black RAL 9005, Light Grey RAL 7037 or Slate Grey RAL 7043
- CAL 133

Twenty2 – With Glides



MODEL	PRICE
1704	523
1714	479

Dimensions (inches)

seat H	18	seat W	22	seat D	18	arm H	25.5
total H	32	total W	27.25	total D	21.5		

Exceeds BIFMA Seating Durability Test to 500 lbs
CAL 133, add \$94 List



1704
With arms
22 lbs



1714
Without arms
20.5 lbs

Twenty2 – With Casters

MODEL	PRICE
1705	523
1715	479

Dimensions (inches)

seat H	18	seat W	22	seat D	18	arm H	25.5
total H	32	total W	27.25	total D	21.5		

Exceeds BIFMA Seating Durability Test to 500 lbs
CAL 133, add \$94 List



1705
With arms
22 lbs



1715
Without arms
20.5 lbs

Twenty2 Nesting

Upholstered Seat and Plastic Back

Standard Features

- Upholstered seat and plastic back
- 0.875" diameter, 11 gauge frame
- Black nylon arms
- Frame in any Spectone color
- Black glass-filled nylon arms with inner steel support
- Ships 4/carton

Options

- For Soft Wheel casters, specify suffix SC and add \$19 List
- Specify frame finish
- Specify back finish. Choose from Black RAL 9005, Light Grey RAL 7037 or Slate Grey RAL 7043
- Antibacterial and antimicrobial fabrics available
- CAL 133

Twenty2 – With Glides

COM 0.35 yd
0.35 yd COM per single seat

MODEL	COM	GR1	GR2	GR3	GR4	GR5	GR6
1704-US	601	620	626	639	658	673	693
1714-US	557	576	582	595	614	629	649

Dimensions (inches)

seat H	18	seat W	22	seat D	18	arm H	25.5
total H	32	total W	27.25	total D	21.5		

Exceeds BIFMA Seating Durability Test to 500 lbs

CAL 133, add \$104 List

1/2" extra foam, specify and add \$21 List



1704-US
With arms
22 lbs

1714-US
Without arms
20.5 lbs

Twenty2 – With Casters

COM 0.35 yd
0.35 yd COM per single seat

MODEL	COM	GR1	GR2	GR3	GR4	GR5	GR6
1705-US	601	620	626	639	658	673	693
1715-US	557	576	582	595	614	629	649

Dimensions (inches)

seat H	18	seat W	22	seat D	18	arm H	25.5
total H	32	total W	27.25	total D	21.5		

Exceeds BIFMA Seating Durability Test to 500 lbs

CAL 133, add \$104 List

1/2" extra foam, specify and add \$21 List



1705-US
With arms
22 lbs

1715-US
Without arms
20.5 lbs

Twenty2 Nesting

Upholstered Seat and Back

Standard Features


- Upholstered seat and back
- 0.875" diameter, 11 gauge frame
- Black nylon arms
- Frame in any Spectone color
- Black glass-filled nylon arms with inner steel support
- Ships 4/carton

Options

- For Soft Wheel casters, specify suffix SC and add \$19 List
- Specify frame finish
- Antibacterial and antimicrobial fabrics available
- Different fabric on seat and back at no upcharge
- CAL 133

Twenty2 – With Glides

COM 0.7 yd
 0.35 yd COM per single seat
 0.35 yd COM per single back



MODEL	COM	GR1	GR2	GR3	GR4	GR5	GR6
1704-UP	612	650	663	689	727	756	796
1714-UP	568	606	619	645	683	712	752

Dimensions (inches)

seat H	18	seat W	22	seat D	18	arm H	25.5
total H	32	total W	27.25	total D	21.5		

Exceeds BIFMA Seating Durability Test to 500 lbs
 CAL 133, add \$114 List
 1/2" extra foam, specify and add \$21 List



1704-UP
With arms
 22 lbs



1714-UP
Without arms
 20.5 lbs

Twenty2 – With Casters

COM 0.7 yd
 0.35 yd COM per single seat
 0.35 yd COM per single back

MODEL	COM	GR1	GR2	GR3	GR4	GR5	GR6
1705-UP	612	650	663	689	727	756	796
1715-UP	568	606	619	645	683	712	752

Dimensions (inches)

seat H	18	seat W	22	seat D	18	arm H	25.5
total H	32	total W	27.25	total D	21.5		

Exceeds BIFMA Seating Durability Test to 500 lbs
 CAL 133, add \$114 List
 1/2" extra foam, specify and add \$21 List



1705-UP
With arms
 22 lbs



1715-UP
Without arms
 20.5 lbs