

spec



mid|way



mid|way

There's nothing **halfway** about **Midway**, Spec's high durability public seating in a lighter scale. You get the well-known Spec features, like a lifetime structural warranty – and an innovative new back design that gives specifiers more choice than ever before. Midway is available in one, two and three seaters, freestanding or connected. Bariatric, Highback Patient chair, freestanding ottomans and lounge tables give Midway the maximum number of options.




3213



3222



3223



Bariatric Seating
Midway Bariatric is available with a 30" wide seat and is dynamic load tested to 750 lbs. It can be specified as freestanding or connected to any other Midway configuration.



Removable, adjustable headrest offers comfort and support



Removable headrest uses velcro strap for adjustability



Removable slip-on headrest

Freestanding lounge tables match Midway's design. Specify various shapes and sizes with any standard laminate or veneer top, hardwood or PVC edge



spec

Spec Furniture Inc.
165 City View Drive
Toronto, Ontario,
Canada M9W 5B1

Tel: 416 246 5550
Fax: 416 246 5549
Toll Free: 1 888 761 7732
E-mail: specit@specfurniture.com
www.specfurniture.com



Upholstered backs are offered in a wide selection of carded fabrics or COM.



Highback Bariatric



mid|way

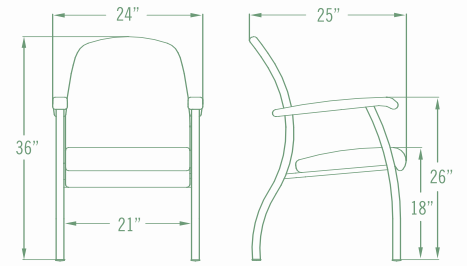


Midway Highback Patient chairs are standard with a removable upholstered back. A mesh inner lining sock pulls over the back frame to ensure flexibility and movement. Complement this design with a matching ottoman

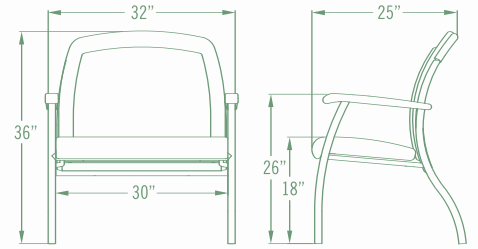
The upholstered back features an inner sock that provides comfort and flexibility. Both are removable for easy maintenance

Maple Arm. Stain-to-match is never an upcharge

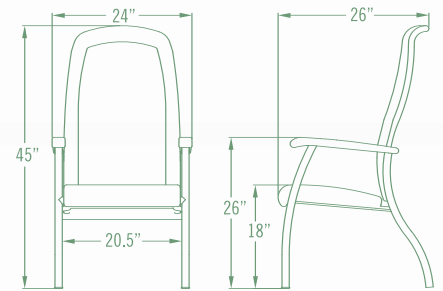




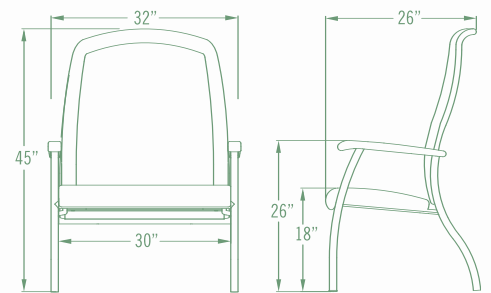
Midway



Midway Bariatric



Midway Highback



Midway Bariatric Highback



Black Polyurethane Arm textured black finish. All arms are replaceable in the field

1 1/4" diameter wall-saving frame is standard. Protects both wall and fabric

Separate seat and back is standard – provides exceptional comfort and ease of maintenance

Spacer, Radius and Corner Tables can be added to any layout

