



spec™

COLLABORATIVE  
ENVIRONMENTS



# Make **Annex** Your Next Collaborative Table

Bring an inviting atmosphere to workplace meetings with Annex.

Featuring a 2" built-up edge and a strikingly sturdy base, Annex is available in seated or standing heights. Specify from a wide range of sizes and finishes, and add power and data connections for added functionality. The casual design lends itself perfectly to productive teamwork!



Available in 42" standing or 30" seated heights.



Wires are concealed by feeding them through the table legs.

- PRODUCT FINISHES  
(right)  
Top: Wilsonart 7965K-12  
Base: Glimmer  
Chair Upholstery:  
Momentum Cover Cloth,  
Electric  
Back: Custom  
stained to match,  
Wilsonart 7965K-12  
(above)  
Top: Custom Zebra  
Base: Silver  
Veneer stained to match,  
Arborite W433-RM



Annex; Urban Chairs





EndZone with Self Edge, Vertical Wire Manager and 2" End Panel; Urban Stools and Chairs

# Make a Team Play with **EndZone**

EndZone, our contemporary collaborative table, features a top with a 2" built-up edge and three table heights: 30", 36" and 42". Specify with one of two end panel designs, and choose from a wide range of sizes, finishes and a full line of power and data solutions.

Whether it's a study session with a peer or a meeting with a colleague, EndZone meets your needs.



EndZone 8" Plinth End Panel comes standard with a Wire Management Access Door.



EndZone is available in lengths up to 120" without a center leg. Tables from 144" up to 216" are specified with a recessed center leg.



EndZone 2" traditional End Panel is available with or without Rectangular Vertical Wire Managers and Power Modules.

PRODUCT FINISHES  
(left)  
Top & Base: Custom Zebra Veneer stained to match, Arborite W433-RM  
Trough: RAL 9016  
Chair Upholstery: CF Stinson Highlight, Infrared  
Chair Back: Custom Zebra Veneer stained to match, Arborite W433-RM  
Chair Frame: Silver

(top)  
Top & Base: Wilsonart 7949K-18  
(above & middle)  
Top & Base: Wilsonart D354-60  
Trough: RAL 2002





EndZone, Self Edge and 2" End Panel; EndZone Benches

# EndZone Benches

Available with two, three or four seats, EndZone Benches can be specified with or without cushions. For increased productivity, power outlets can be specified on the end panels. For a striking design detail, add a colored laminate to the support beam or inside of the end panels.



PRODUCT FINISHES  
 (above) Table Top & Outside Panels: Custom Zebra Veneer stained to match, Arborite W433-RM  
 Table Inside Panels: Wilsonart D354-60  
 Bench Top & Outside Panels: Wilsonart D354-60  
 Bench Inside Panel: Arborite W433-RM

(right)  
 Laminate: Wilsonart D354-60  
 Upholstery: CF Stinson Highlight, Infrared

# Complementary Seating with Bud


Flexible, friendly and smart: Bud is confident on its own and works well with others, making it easy to fit in anywhere.

Bud offers easily adaptable seating options for lounge areas, available in round, square or crescent shapes, as well as in limitless fabric and vinyl upholstery options. Pair them to create fun configurations or use them alone as accessory seating.



PRODUCT FINISHES  
 (below)  
 Top: Wilsonart 7949K-18  
 Base: RAL9016  
 Bud Upholstery: Momentum Silica Cumulus; Momentum Silica Oasis; CF Stinson Cannon Beach, Starfish

(top)  
 Round & Crescent Buds: CF Stinson Highlight, Infrared  
 Square Top: CF Stinson Highlight, Infrared  
 Square Sides: Sina Pearson Confetti, Fruit Punch



Annex; Bud Stools





Boatshape with Arc Ends, HKNR Edge and Boardgames Ellipse Bases

# Strategize in Style with **Boardgames**

Enjoy thoughtful design and complete flexibility for boardrooms, meeting rooms and video conferencing spaces with Boardgames.

Our extensive selection of top shapes, sizes, edges and finishes—not to mention base shapes and trim profiles—gives you virtually limitless options.

PRODUCT FINISHES  
(top) Top & Bases: Custom Zebra Veneer stained to match, Wilsonart 7949K-18  
Trim: Silver

Bases are standard with a removable door and a cutout for wire pass-through.




Boardgames Bases can also be specified with wood trim.

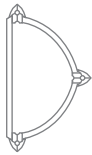


Boardgames Bases are offered in six different base shapes with trim profiles available in aluminum or wood.

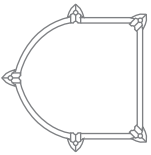
### BOARDGAMES BASES



BGDR  
Drum



BGHDR  
Half Drum



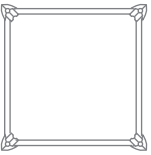
BGDDR  
D Drum



BGEL  
Ellipse



BGRE  
Rectangle



BGSQ  
Square


### PLINTH BASES



PLRE  
Rectangle



PLSQ  
Square



PLDR  
Round

The Plinth Base is offered in Rectangle, Square or Round and comes standard with 2" Kickplate in Brushed Natural Aluminum, Homapal® 441.



# Make a Power Play with **Tailgate**

Harness the power of collaboration with Tailgate. Designed around a unique central power and communication trough, this series of tables makes interaction and data sharing easier than ever.


With three base designs and endless finish options, Tailgate fits seamlessly into any collaborative environment.



Tailgate Bullet Top with HF Edge and Manhattan Rectangular Double Column Bases; Eighteen5 Nesting Chairs



Tailgate Video Conference with Arc Ends, HF Edge and Rectangular Plinth Bases; Matching Credenza




Manhattan Rectangular Double Column Base.



Oval Vertical Wire Manager with hinged door and cutout for wire access.



Rectangular Vertical Wire Manager with removable cover and cutout for wire access.



The trough comes standard with power and a Dual Hinged Access Door. Communication ports can be specified as required.



Bases are standard with removable door and a cutout for wire pass-through.

PRODUCT FINISHES  
(left)  
Top: Custom Zebra Veneer stained to match, Wilsonart 7949K-18  
Metal Finish: Silver  
Upholstery: Momentum Cover Cloth, Electric

(above)  
Top: Custom Zebra Veneer stained to match, Arborite W433-RM  
Base: Wilsonart D354-60



# Manhattan Is Perfect for Collaborating

Manhattan standing height tables are available in a variety of shapes, sizes and finishes. When powering up, wires are concealed by feeding them through the table legs. Footrings allow users to stand comfortably when collaborating.



Manhattan Bullet Top with Standing Height Footring



Manhattan standing height tables can be specified as either freestanding or wall-adjacent.



Footrings come standard in chrome finish.

PRODUCT FINISHES  
(left)  
Top: Wilsonart 7965K-12  
Metal Finish: Silver  
(above)  
Top: Custom Zebra  
Veneer stained to match,  
Arborite W433-RM  
Metal Finish: Silver



# The Perfect Match

Complement your collaborative area with accessories that add both storage space and style.

Spec has a broad range of credenzas, lecterns and hospitality carts to help create a custom collaborative environment that’s flexible, functional and fashionable.



Two door, two drawer credenza with Edge Handles and Square Steel Tube Base.



Four door credenza with touch latch doors and 2" Kickplate in wood veneer and top in Solid Surface.



Four door, two drawer credenza with Straight Handles and 2" Brushed Aluminum Laminate Kickplate.

PRODUCT FINISHES  
(top and bottom) Custom Zebra Veneer stained to match, Arborite W433-RM.  
(middle) Custom Zebra Veneer stained to match, Arborite W433-RM. Top: Corian® Lava Rock.



Garbage Pull-Out



Edge Handle



Arc Handle



Straight Handle

Credenzas are available in laminate or veneer, with handles or touch latch doors. Choose from Square Steel Tube or 2" Kickplate base. Credenzas can be customized with mini fridges or garbage/recycling pull-outs.

Lecterns and hospitality carts are available in laminate or veneer. Custom logos can be specified on the front of the Boardgames lectern.



Boardgames lectern with aluminum or wood side trim.



Conductor lectern with perforated front panel.



Hospitality cart with push/pull handles and locking casters.


Choose from a wide variety of Power Modules that can be customized to meet your needs.



Interface G2 Power and Data Module, standard in Black, Silver, or White.



Interact G2 Power and Data Module, standard in Black, Silver, or White.



Tailgate Power Trough, standard in Silver.



Villa™ Power and Data Module, standard in Black or Silver.




Cove Power Module, standard in Black, Silver or White.



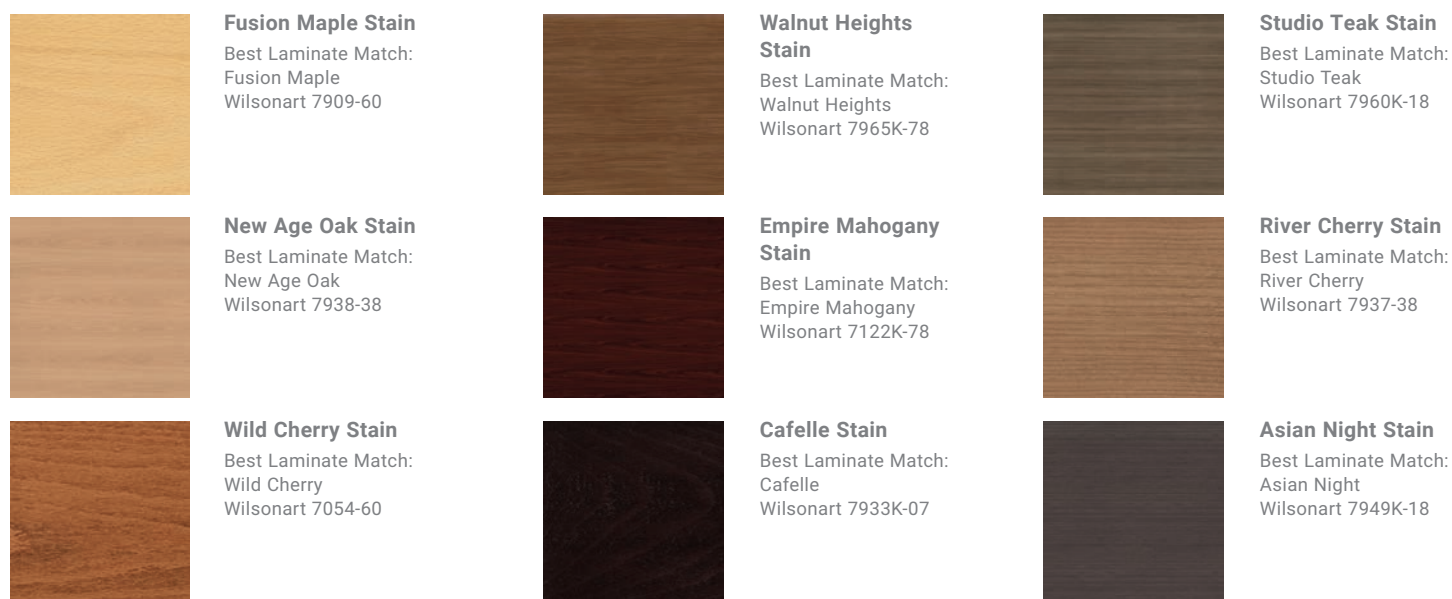
2" Round Grommet, standard in Black.



## Edge Profiles



## Standard Veneer and Hardwood Edge Finishes



Custom stain-to-match available for no extra charge..

## Laminates

Spec's laminate options are virtually endless. Choose from any standard Wilsonart, Nevamar, Formica, Arborite and Pionite laminate.



## Metal Finishes

76 Spectone colors from our line of powder epoxy coatings, including five textured finishes. 38 matching 2mm bio-edge finishes are also available.



Tel: 416 246 5550  
Fax: 416 246 5549

Toll Free: 1 888 761 7732  
specit@specfurniture.com

specfurniture.com

