



Pricing April 2021  
Discount 57.7% from List prices



MAS SIN 33721

# TRAFFIC Public Seating

## LAYOUTS

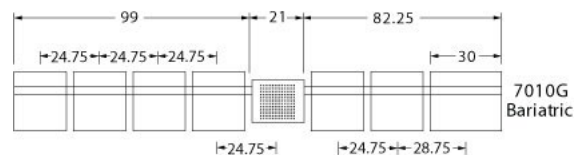
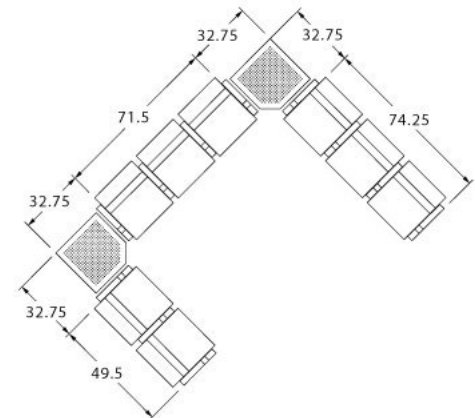
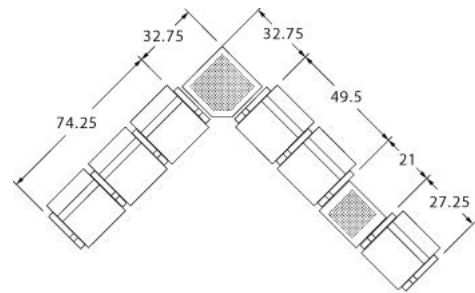


### Description

- Today's high traffic public areas demand high durability and low maintenance without sacrificing design.
- Perforated steel seats, with optional field replaceable cushions, can be connected with perforated steel or laminate spacer tables to fit virtually any layout.
- Standard seat width is 22". Bariatric seating is a 30" wide seat and is load tested to 750 lbs.
- Seat, leg column and foot can be specified in different finishes.
- Arms or armless can be specified in any standard width combination.
- Arms only for Bariatric.
- Please send a drawing of the configuration you require with your order.
- Optional floor mounting brackets available.
- Seat mounting option location offers wall-saving if desired.
- For fabrics you wish railroaded or repeats larger than 5" x 5", please contact the factory with repeat information and yardage requirement will be provided.



### LAYOUTS AND DIMENSIONS





Pricing April 2021  
Discount 57.7% from List prices

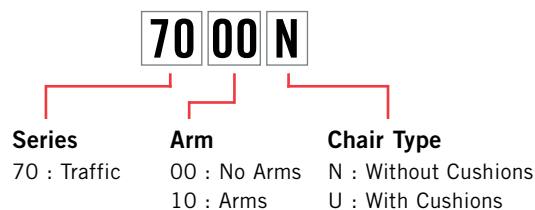


MAS SIN 33721

# TRAFFIC Public Seating



## PRODUCT CODE



## OPTIONS



Without Cushion



With Cushion



With Arms



Without Arms

## FINISHES

### FRAME



Select from one of our 76 standard Spectone colors

### FABRIC




Select fabrics from one of our textile partners

See Spectone Card or [specfurniture.com/materials/finishes](http://specfurniture.com/materials/finishes) for a complete list of finish options and colors.

## HOW TO ORDER

### Specify Model



- A** Specify Fabric - Seat, If Applicable  
*Manufacturer, Pattern Name, Color*
- B** Specify Fabric - Back, If Applicable  
*Manufacturer, Pattern Name, Color*
- C** Specify Frame Finish

Optional: CAL 133, Moisture Barrier, Floor Mounting Brackets, Connecting Tables

Model	Fabric - Seat	Fabric - Back	Frame Finish
7000U	Momentum, Beeline, Canvas	Momentum, Beeline, Canvas	Silver



Pricing April 2021  
Discount 57.7% from List prices



MAS SIN 33721

# TRAFFIC Public Seating

Perforated Beam without arms

## Standard Features

- Available with or without replaceable upholstered cushions
- Available with or without black polyurethane arms
- Frame in any Spectone color
- Levelers
- Can be mounted standard or wall-saving
- Ships KD
- Ships 1/carton 11.5 cu ft/seat

## Options

- Corner and spacer tables
- Use in connected layouts for no extra charge
- Floor mounting brackets, add \$52 List / leg. Includes 2 brackets per leg.
- Antibacterial and antimicrobial fabrics available
- CAL 133



**Prices are per seat and include beam and base**

Contact Spec Customer Service to railroad fabrics (specify repeat info and yardage requirement will be provided) and for repeats greater than 5" x 5"



## Traffic without arms, without upholstered cushions

N/A COM per single seat

MODEL	LIST
<b>7000N</b>	<b>854</b>

Dimensions (inches)

seat H	18.75	seat W	22.0	depth	25.5
total H	31.75	total W	24.75	depth wall-saving	27.5

Meets BIFMA Seating Durability Test to 500 lbs per seat



**7000N**  
43 lbs/seat

## Traffic without arms, with upholstered cushions

0.5 yd COM per single seat and back

MODEL	COM	GR 1	GR 2	GR 3	GR 4	GR 5	GR 6
<b>7000U</b>	<b>875</b>	<b>917</b>	<b>933</b>	<b>961</b>	<b>1005</b>	<b>1039</b>	<b>1081</b>

Dimensions (inches)

seat H	19.25	seat W	22.0	depth	25.5
total H	32.0	total W	24.75	depth	27.5

Meets BIFMA Seating Durability Test to 500 lbs per seat  
CAL 133, add \$61 List per seat



**7000U**  
44 lbs/seat



Pricing April 2021  
Discount 57.7% from List prices



MAS SIN 33721

# TRAFFIC Public Seating

Perforated Beam with arms

## Standard Features

- Available with or without replaceable upholstered cushions
- Available with or without black polyurethane arms
- Frame in any Spectone color
- Levelers
- Can be mounted standard or wall-saving
- Ships KD
- Ships 1/carton 11.5 cu ft/seat

## Options

- Corner and spacer tables
- Use in connected layouts for no extra charge
- Floor mounting brackets, add \$52 List / leg. Includes 2 brackets per leg.
- Antibacterial and antimicrobial fabrics available
- CAL 133



**Prices are per seat and include beam and base**

Contact Spec Customer Service to railroad fabrics (specify repeat info and yardage requirement will be provided) and for repeats greater than 5" x 5"



## Traffic with arms, without upholstered cushions

N/A COM per single seat

MODEL	LIST
<b>7010N</b>	<b>854</b>

Dimensions (inches)

seat H	18.75	seat W	22.0	depth	25.5
total H	31.75	total W	24.75	depth wall-saving	27.5

Meets BIFMA Seating Durability Test to 500 lbs per seat



**7010N**  
47 lbs/seat

## Traffic with arms and upholstered cushions

0.5 yd COM per single seat and back

MODEL	COM	GR 1	GR 2	GR 3	GR 4	GR 5	GR 6
<b>7010U</b>	<b>875</b>	<b>917</b>	<b>933</b>	<b>961</b>	<b>1005</b>	<b>1039</b>	<b>1081</b>

Dimensions (inches)

seat H	19.25	seat W	22.0	arm H	27.25		
total H	32.0	total W	24.75	depth	25.5	depth wall-saving	27.5

Meets BIFMA Seating Durability Test to 500 lbs per seat

CAL 133, add \$61 List per seat



**7010U**  
48 lbs/seat



Pricing April 2021  
Discount 57.7% from List prices



MAS SIN 33721

# TRAFFIC Public Seating

## Bariatric Perforated Beam with arms

### Standard Features

- Available with or without replaceable upholstered cushions
- Black polyurethane arms
- Frame in any Spectone color
- Levelers
- Not available as freestanding unit
- Can be mounted standard or wall-saving
- Cannot connect bariatric seats to bariatric seats
- Ships KD
- Ships 1/carton 11.5 cu ft/seat

### Options

- Corner and spacer tables
- Use in connected layouts for no extra charge
- Floor mounting brackets, add \$52 List / leg. Includes 2 brackets per leg.
- Antibacterial and antimicrobial fabrics available
- CAL 133



**Prices are per seat and include beam and base**

Contact Spec Customer Service to railroad fabrics (specify repeat info and yardage requirement will be provided) and for repeats greater than 5" x 5"



### Bariatric Traffic with arms, without upholstered cushions

N/A COM per single seat

MODEL	COM
<b>7010NG</b>	<b>1113</b>

Dimensions (inches)

seat H	18.75	seat W	30.0	arm H	27.25		
total H	31.75	total W	32.75	depth	25.5	depth wall-saving	27.5

Meets BIFMA Seating Durability Test to 750 lbs per seat



**7010NG**  
47 lbs/seat

### Bariatric Traffic with arms and upholstered cushions

0.75 yd COM per single seat and back

MODEL	COM	GR 1	GR 2	GR 3	GR 4	GR 5	GR 6
<b>7010UG</b>	<b>1124</b>	<b>1186</b>	<b>1208</b>	<b>1246</b>	<b>1308</b>	<b>1354</b>	<b>1416</b>

Dimensions (inches)

seat H	19.25	seat W	30.0	arm H	27.25		
total H	32.0	total W	32.75	depth	25.5	depth wall-saving	27.5

Meets BIFMA Seating Durability Test to 750 lbs per seat

CAL 133, add \$73 List per seat



**7010UG**  
48 lbs/seat



# TRAFFIC Public Seating

## Corner and Spacer Connecting Tables

### Standard Features

- Select laminate tops from 15 standard laminates or choose any standard Wilsonart, Nevamar, Formica, Arborite and Pionite matte finish laminates at no upcharge.
- Self edge (SE) or PVC Flat (PVF) edge
- Use in connected layouts for no extra charge
- Tops utilize NU Green earth friendly core
- Radius table only available in laminate
- 18" height
- Ships KD

### Options

- Non-standard laminates, contact Spec for pricing
- Tops in perforated metal
- Veneer and hardwood edges

*Radius Corner Tables are recommended for open areas*



### Corner and Spacer Connecting Tables

Model	Laminate PVF/SE	Perforated Metal	Weight	Cu.Ft.
70RC 30 x 30 <i>Radius Corner Table</i>	<b>716</b>	<b>N/A</b>	31	3
70SC 30 x 30 <i>Square Corner Table</i>	<b>716</b>	<b>917</b>	32	3
70ST 21 x 21 <i>Spacer or End Table</i>	<b>690</b>	<b>776</b>	21	3

