



Pricing April 2021
Discount 57.7% from List prices



MAS SIN 33721

URBAN Public Seating



PRODUCT CODE

14 01 US

Series

14 : Urban

Chair Type

01 : Four Point/Arms 21 : Stool/Arms
11 : Four Point/No Arms 25 : Stool/No Arms
31 : Sled Base/Arms 21E : Hip Chair
41 : Sled Base/No Arms
02 : Casters/Arms

Upholstery

N/A : DuraSpec Seat/Plastic Back
US : Upholstered Seat/Plastic back
UB : DuraSpec Seat/Upholstered Back
UP : Fully Upholstered



OPTIONS

SEAT



DuraSpec

Upholstered

BACK



Plastic

Upholstered

S Wood
9 standard stains or
stain to match

WALL-SAVING



FINISHES

PLASTIC BACK



Black

Light Grey

White

PLASTIC BACK COVER



Black

Light Grey

White

DURASPEC SEAT



Black

Sterling Grey

FRAME



Select from one of our 76 standard Spectone colors

FABRIC



Select fabrics from one of our
textile partners

ARMS



Black

Sterling Grey

Toll Free: 1-888-761-7732



Pricing April 2021
Discount 57.7% from List prices



MAS SIN 33721

URBAN Public Seating - UPHOLSTERED SEAT & BACK

HOW TO ORDER



Specify Model

- A** Specify Seat Type and Color
For Upholstered Seat: Fabric Manufacturer, Pattern Name, Color
- B** Specify Back Type and Color
For Upholstered Back: Fabric Manufacturer, Pattern Name, Color
- C** Specify Back Panel Color
- D** Specify Frame Finish
- E** Specify Polyurethane Arm Color

Optional: CAL 133, Moisture Barrier, Wall-saving Frame, Connecting Bars, Connecting Tables, Dolly



| Model | Seat Type and Color | Back Type and Color | Back Panel Color | Frame Finish | Polyurethane Arm Color |
|---------|---------------------------|---------------------------|-------------------|--------------|------------------------|
| 1401-UP | Momentum, Beeline, Canvas | Momentum, Beeline, Canvas | White (not shown) | Silver | Sterling Grey |



URBAN Public Seating - UPHOLSTERED SEAT & BACK

Four-point and Sled Base

Standard Features

- 0.875" frame
- Seat and back upholstered
- Frame in any Spectone color
- Four-point with upholstered back stacks up to 6 high with dolly
- Sled Base does not stack and ships 1 per carton
- Four-point ships 1/carton 11 cu ft, 2-4/carton 22 cu ft

Contact Spec Customer Service to railroad fabrics (specify repeat info and yardage requirement will be provided) and for repeats greater than 5" x 5"

Options

- Wall-saving frame on Four-point only, add \$23 List.
- Specify back panel in Black RAL 9005, Light Grey RAL 7037 or White RAL 9016
- Polyurethane arms available in Black (B) or Sterling Grey (G)
- Connecting bars for a structured reconfigurable layout, add \$87 List
- Antibacterial and antimicrobial fabrics available
- Different fabric on seat and back for no extra charge
- CAL 133
- Other glides may be available for an upcharge - call Customer Service to inquire



Upholstered Back & Plastic Back Panel



Optional Wall-saving Frame

Urban, Upholstered Seat & Back – Four-point

COM 1.0 yd
0.5 yd COM per single seat
0.5 yd COM per single back

| MODEL | COM | GR1 | GR2 | GR3 | GR4 | GR5 | GR6 |
|---------|-----|-----|-----|-----|-----|-----|-----|
| 1401-UP | 430 | 489 | 509 | 550 | 610 | 656 | 717 |
| 1411-UP | 430 | 489 | 509 | 550 | 610 | 656 | 717 |

Dimensions (inches)

| | | | | | | | |
|--------|------|---------|------|-------------------|------|---------|------|
| seat H | 18.0 | seat W | 18.0 | arm H | 27.0 | total H | 32.5 |
| depth | 22.0 | total W | 24.0 | total W (no arms) | 20.1 | | |

Meets BIFMA Seating Durability Test to 500 lbs
CAL 133, add \$63 List
1" extra seat foam, specify and add \$16 List



1401-UP
With arms
19 lbs



1411-UP
Without arms
18 lbs

Urban, Upholstered Seat & Back – Sled Base

COM 1.0 yd
0.5 yd COM per single seat
0.5 yd COM per single back

| MODEL | COM | GR1 | GR2 | GR3 | GR4 | GR5 | GR6 |
|---------|-----|-----|-----|-----|-----|-----|-----|
| 1431-UP | 536 | 594 | 614 | 655 | 715 | 761 | 822 |
| 1441-UP | 536 | 594 | 614 | 655 | 715 | 761 | 822 |

Dimensions (inches)

| | | | | | | | |
|--------|------|---------|------|-------------------|------|---------|------|
| seat H | 18.0 | seat W | 18.0 | arm H | 27.0 | total H | 32.5 |
| depth | 22.0 | total W | 24.0 | total W (no arms) | 20.1 | | |

Meets BIFMA Seating Durability Test to 500 lbs
CAL 133, add \$63 List
1" extra seat foam, specify and add \$16 List



1431-UP
With arms
20 lbs



1441-UP
Without arms
19 lbs



URBAN Public Seating - UPHOLSTERED SEAT & BACK

MidSize – Four-point and Sled Base

Standard Features

- 0.875" frame
- Seat and back upholstered
- Frame in any Spectone color
- Four-point stacks up to 4 high with dolly.
- Sled Base does not stack and ships 1 per carton
- Four-point ships 1-3/carton 21.24 cu ft

Contact Spec Customer Service to railroad fabrics (specify repeat info and yardage requirement will be provided) and for repeats greater than 5" x 5"

Options

- Wall-saving frame on Four-point only, add \$23 List.
- Specify back panel in Black RAL 9005, Light Grey RAL 7037 or White RAL 9016
- Polyurethane arms available in Black (B) or Sterling Grey (G)
- Connecting bars for a structured reconfigurable layout, add \$87 List
- Antibacterial and antimicrobial fabrics available
- Different fabric on seat and back for no extra charge
- CAL 133
- Other glides may be available for an upcharge - call Customer Service to inquire



Upholstered Back & Plastic Back Panel



Optional Wall-saving Frame

Urban, Upholstered Seat & Back – Midsize – Four-point

COM 1.5 yd
0.75 yd COM per single seat
0.75 yd COM per single back

| MODEL | COM | GR1 | GR2 | GR3 | GR4 | GR5 | GR6 |
|---------|-----|-----|-----|-----|-----|-----|------|
| 1404-UP | 548 | 654 | 690 | 762 | 870 | 953 | 1063 |
| 1414-UP | 548 | 654 | 690 | 762 | 870 | 953 | 1063 |

Dimensions (inches)

| | | | | | | | |
|--------|------|---------|------|-------------------|------|---------|------|
| seat H | 18.0 | seat W | 22.0 | arm H | 27.0 | total H | 32.5 |
| depth | 22.0 | total W | 27.8 | total W (no arms) | 24.0 | | |

Meets BIFMA Seating Durability Test to 500 lbs

CAL 133, add \$89 List

1" extra seat foam, specify and add \$24 List



1404-UP
With arms
22 lbs



1414-UP
Without arms
21 lbs

Urban, Upholstered Seat & Back – Midsize – Sled Base

COM 1.5 yd
0.75 yd COM per single seat
0.75 yd COM per single back

| MODEL | COM | GR1 | GR2 | GR3 | GR4 | GR5 | GR6 |
|---------|-----|-----|-----|-----|-----|------|------|
| 1434-UP | 653 | 759 | 795 | 867 | 975 | 1058 | 1168 |
| 1444-UP | 653 | 759 | 795 | 867 | 975 | 1058 | 1168 |

Dimensions (inches)

| | | | | | | | |
|--------|------|---------|------|-------------------|------|---------|------|
| seat H | 18.0 | seat W | 22.0 | arm H | 27.0 | total H | 32.5 |
| depth | 22.0 | total W | 27.8 | total W (no arms) | 24.0 | | |

Meets BIFMA Seating Durability Test to 500 lbs

CAL 133, add \$89 List

1" extra seat foam, specify and add \$24 List



1434-UP
With arms
23 lbs



1444-UP
Without arms
22 lbs



Pricing April 2021
Discount 57.7% from List prices



MAS SIN 33721

URBAN Public Seating - UPHOLSTERED SEAT & BACK

Casters

Standard Features

- 0.875" frame
- Upholstered seat and back
- Frame in any Spectone color
- Stacks up to 8 high with dolly
- Ships 1/carton 11 cu ft, 2-4/carton 22 cu ft

Contact Spec Customer Service to railroad fabrics (specify repeat info and yardage requirement will be provided) and for repeats greater than 5" x 5"

Options

- Specify back panel in Black RAL 9005, Light Grey RAL 7037 or White RAL 9016
- Polyurethane arms available in Black (B) or Sterling Grey (G)
- Antibacterial and antimicrobial fabrics available
- Different fabric on seat and back for no extra charge
- Armless and sled base versions not available
- CAL 133



Upholstered Back & Plastic Back Panel



Urban, Upholstered Seat & Back – Casters

COM 1.0 yd
0.5 yd COM per single seat
0.5 yd COM per single back

| MODEL | COM | GR1 | GR2 | GR3 | GR4 | GR5 | GR6 |
|----------------|------------|------------|------------|------------|------------|------------|------------|
| 1402-UP | 575 | 633 | 655 | 694 | 755 | 800 | 861 |

Dimensions (inches)

| | | | | | |
|---------|------|---------|------|-------|------|
| seat H | 18.0 | seat W | 18.0 | arm H | 27.0 |
| total H | 32.5 | total W | 24.0 | depth | 22.0 |

Meets BIFMA Seating Durability Test to 500 lbs

CAL 133, add \$63 List

1" extra seat foam, specify and add \$16 List



1402-UP
With arms
19 lbs



URBAN Public Seating - UPHOLSTERED SEAT & BACK

Stools

Standard Features

- 0.875" frame
- Upholstered seat and back
- Frame in any Spectone color
- Ships 1/carton 17 cu ft

Contact Spec Customer Service to railroad fabrics (specify repeat info and yardage requirement will be provided) and for repeats greater than 5" x 5"

Options

- Specify back panel in Black RAL 9005, Light Grey RAL 7037 or White RAL 9016
- Polyurethane arms available in Black (B) or Sterling Grey (G)
- Antibacterial and antimicrobial fabrics available
- Different fabric on seat and back for no extra charge
- Casters, sled base not available
- CAL 133
- Other glides may be available for an upcharge - call Customer Service to inquire



Upholstered Back & Plastic Back Panel



Urban, Upholstered Seat & Back – Stools

COM 1.0 yd
0.5 yd COM per single seat
0.5 yd COM per single back

| MODEL | COM | GR1 | GR2 | GR3 | GR4 | GR5 | GR6 |
|---------|-----|-----|-----|-----|-----|-----|-----|
| 1421-UP | 563 | 622 | 644 | 683 | 743 | 789 | 850 |
| 1425-UP | 563 | 622 | 644 | 683 | 743 | 789 | 850 |

Dimensions (inches)

| | | | | | | | |
|--------|------|---------|------|-------------------|------|---------|------|
| seat H | 28.0 | seat W | 18.0 | arm H | 37.0 | total H | 43.5 |
| depth | 22.0 | total W | 24.0 | total W (no arms) | 20.1 | | |

Meets BIFMA Seating Durability Test to 500 lbs
CAL 133, add \$63 List
1" extra seat foam, specify and add \$16 List



1421-UP
With arms
25 lbs



1425-UP
Without arms
24 lbs

Urban, Upholstered Seat & Back – Midsize Stools

COM 1.5 yd
0.75 yd COM per single seat
0.75 yd COM per single back

| MODEL | COM | GR1 | GR2 | GR3 | GR4 | GR5 | GR6 |
|---------|-----|-----|-----|-----|------|------|------|
| 1424-UP | 681 | 787 | 823 | 896 | 1004 | 1086 | 1196 |
| 1426-UP | 681 | 787 | 823 | 896 | 1004 | 1086 | 1196 |

Dimensions (inches)

| | | | | | | | |
|--------|------|---------|------|-------------------|------|---------|------|
| seat H | 28.0 | seat W | 22.0 | arm H | 37.0 | total H | 43.5 |
| depth | 22.0 | total W | 27.8 | total W (no arms) | 24.0 | | |

Meets BIFMA Seating Durability Test to 500 lbs
CAL 133, add \$89 List
1" extra seat foam, specify and add \$24 List



1424-UP
With arms
27 lbs



1426-UP
Without arms
26 lbs



Pricing April 2021
Discount 57.7% from List prices



MAS SIN 33721

URBAN Public Seating - UPHOLSTERED SEAT & BACK

Easy Access Hip Single Seater

Standard Features

- 0.875" frame
- Upholstered seat and back
- Frame in any Spectone color
- Ships 1/carton 19 cu ft

Contact Spec Customer Service to railroad fabrics (specify repeat info and yardage requirement will be provided) and for repeats greater than 5" x 5"

Options

- Specify back panel in Black RAL 9005, Light Grey RAL 7037 or White RAL 9016
- Polyurethane arms available in Black (B) or Sterling Grey (G)
- Antibacterial and antimicrobial fabrics available
- Different fabric on seat and back for no extra charge
- Casters, sled base not available
- CAL 133
- Other glides may be available for an upcharge - call Customer Service to inquire



Upholstered Back & Plastic Back Panel

Urban, Upholstered Seat & Back – Easy Access Hip Single Seater

COM 1.0 yd
0.5 yd COM per single seat
0.5 yd COM per single back

| MODEL | COM | GR1 | GR2 | GR3 | GR4 | GR5 | GR6 |
|----------|-----|-----|-----|-----|-----|-----|-----|
| 1421E-UP | 610 | 668 | 689 | 728 | 789 | 834 | 897 |

Dimensions (inches)
seat H 24.0 seat W 18.0 arm H 33.0
total H 38.5 total W 24.0 depth 32.0

Meets BIFMA Seating Durability Test to 500 lbs
CAL 133, add \$63 List
1" extra seat foam, specify and add \$16 List



1421E-UP
With arms
31 lbs

Urban, Upholstered Seat & Back – Midsize Easy Access Hip Single Seater

COM 1.5 yd
0.75 yd COM per single seat
0.75 yd COM per single back

| MODEL | COM | GR1 | GR2 | GR3 | GR4 | GR5 | GR6 |
|----------|-----|-----|-----|-----|------|------|------|
| 1424E-UP | 726 | 832 | 869 | 940 | 1050 | 1132 | 1242 |

Dimensions (inches)
seat H 24.0 seat W 22.0 arm H 33.0
total H 38.5 total W 27.8 depth 32.0

Meets BIFMA Seating Durability Test to 500 lbs
CAL 133, add \$89 List
1" extra seat foam, specify and add \$24 List



1424E-UP
With arms
33 lbs



URBAN Public Seating - DOLLY

Standard Features

- Black finish only
- 2" black swivel casters
- Standard Dolly stacks 8 chairs
- Ships 1/carton 17 cu ft

Options

- Please specify if Dolly is for chairs with wall-saving frame



Urban – Dolly

| DESCRIPTION | MODEL | PRICE |
|---------------------|--------------|------------|
| Standard | 1499 | 374 |
| Midsized 22" | 1499M | 537 |

Dimensions (inches)

| Standard | | Midsized | |
|-----------------|------|-----------------|------|
| height | 36.5 | height | 36.5 |
| width | 21.0 | width | 23.0 |
| depth | 31.0 | depth | 42.0 |



1499
Standard
18 lbs



URBAN Public Seating - CONNECTED

To order connected Urban Chairs

- Select and price the Urban chair required for your configuration
- Select and price the corner, spacer and end tables required
- Add Urban connecting bars (between chairs only). Do not add connecting bars for tables (they are part of the table)
- Send a drawing with your order or call Spec for assistance

Urban Tables

- Table top is 3/4" thick
- Self Edge (SE), PVC Flat (PVF) and 2mm (2MM) edges available. PVF and 2MM Bio edges available in 38 solid colors. 2mm PVC edge available in wood grain to match 9 standard stains.
- Select laminate tops from 15 standard laminates or choose any standard Wilsonart, Nevamar, Formica, Arborite and Pionite matte finish laminates for no extra charge.

Connecting bars and tables can be retrofitted, allowing you to change configurations later or create new configurations from your present Urban chairs.






Connecting bars can be added to any Urban chair,

Connecting bars and table frame bars are finished in the same color as the color of the chair frames

Connecting bars are fastened to the underside of the Urban chair frame at the front and back



Urban – Connecting Tables

| |  |  |  |  |  |
|---------------------|---|---|---|--|---|
| DESCRIPTION | Corner Table | Spacer Table | Mini Spacer Table | End Table* | Connecting Bars |
| MODEL | 14RC | 14ST | 14MT | 14ET | 14CON |
| DIMENSIONS (inches) | 25 x 25 | 17 x 17 | 4.5 x 14.5 | 17 x 17 | N/A |
| PRICE | 361 | 247 | 148 | 257 | 87 |
| | | | | *End table is handed, provide layout | |