

## COMPANION Lounge Seating

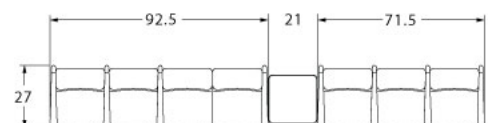
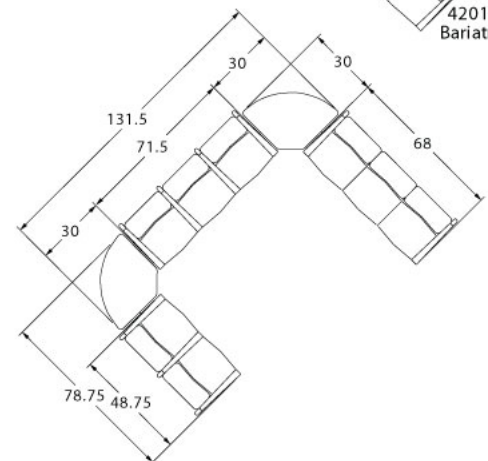
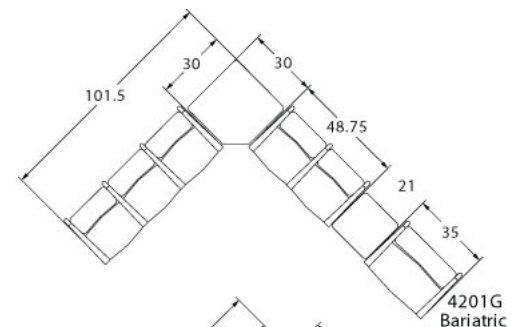
### LAYOUTS



#### Description

- Spec presents the high performance Companion Series, offering warmth, durability, value and an unbeatable array of options and features.
- Your layout possibilities are unlimited with spacer, radius and corner tables – for both standard and bariatric seating in virtually any combination.
- Bariatric seating is a 30" wide seat and is load tested to 750 lbs. Cannot be connected to other bariatric seats.
- VELCRO® removable seats and backs are standard.
- 21" seat width is standard.
- Choice of wood or polyurethane arms which are replaceable in the field.
- High and medium back contours fit perfectly and provide exceptional comfort.
- All models offer a choice of no center arms, half arms or full arms to the floor.
- A 5° seat pitch is standard. An optional 7° pitch can be specified for no extra charge. A 3° pitch may be specified at an upcharge.
- 1.75" diameter wall-saving frame is standard to protect both wall and fabric.
- Rear glides and separate seat and back are standard.
- Please send a drawing of the configuration you require with your order.
- For fabrics you wish railroaded or repeats larger than 5" x 5", please contact the factory with repeat information and yardage requirement will be provided.

#### LAYOUTS AND DIMENSIONS



## COMPANION Lounge Seating



### PRODUCT CODE

**4201M**
**Series**

42 : Companion

**Arm/Other**

 0 : Outside Arms  
 1 : Half Arms  
 2 : Full Arms  
 3 : Easy Access Hip Chair

**Number of Seats**

 1 : Single Seater  
 2 : Two Seater  
 3 : Three Seater

**Chair Type**

 M : Mid Back  
 H : Highback  
 G : Bariatric  
 ME : Hip Chair

### OPTIONS

#### SEAT PITCH


 3°, 5° (standard) or  
 7° Seat Pitch

#### ARM TYPE



Polyurethane



Wood

#### HALF PANEL ARM



### FINISHES

#### FRAME



Select from one of our 76 standard Spectone colors

#### FABRIC


 Select fabrics from one of our  
 textile partners

#### ARMS



Black

Sterling Grey

Taupe

 Select from one of our  
 9 standard wood stains  
 or stain-to-match for no  
 extra charge

 See Spectone Card or [specfurniture.com/tools-and-resources/product-resources/finishes](https://specfurniture.com/tools-and-resources/product-resources/finishes) for  
 a complete list of finish options and colors.



COMPANION Lounge Seating

HOW TO ORDER



Specify Model

- A Specify Fabric - Seat<sup>1</sup>  
*Manufacturer, Pattern Name, Color*
- B Specify Fabric - Back<sup>1</sup>  
*Manufacturer, Pattern Name, Color*
- C Specify Frame Finish
- D Specify Arm Type and Color

Optional: 3°/7° Seat Pitch, CAL 133 Fire Barrier, Moisture Barrier, Half Panel Arm, Connecting and Freestanding Tables, Ottoman, Vinyl Headrest Insert



<sup>1</sup> When multiple fabrics are specified on two and three seat chairs, please provide a drawing and legend for fabric placement.

Model	Fabric - Seat	Fabric - Back	Frame Finish	Arm Type and Color	Seat Pitch
4201M	Momentum, Beeline, Canvas	Momentum, Beeline, Canvas	Silver	Polyurethane, Black	5°

## COMPANION Lounge Seating

Medium Back Single Seater with arms

### Standard Features

- Separate seat and back
- Polyurethane arms or wood arms
- Fully welded 1.75" frame
- Frame in any Spectone color
- VELCRO® removable seat and back covers
- 5° seat pitch
- Use in connected layouts for no extra charge
- Glides
- Arms replaceable in the field
- Ships assembled
- Ships 1/carton 15 cu ft

### Options

- Polyurethane arms are available in Black, Sterling Grey and Taupe (RAL 7006)
- Wood arms are available in 9 standard stains and stain-to-match for no extra charge
- 7° seat pitch for no extra charge; 3° seat pitch, add \$30 List per chair
- Connected and freestanding tables
- Antibacterial and antimicrobial fabrics available
- Different fabric on seat and back for no extra charge
- CAL 133 fire barrier, add \$140 List per chair

*For fabrics you wish railroaded or repeats larger than 5" x 5", please contact the factory. Yardage requirement will be provided.*



### Medium Back Single Seater with arms

COM 2.0 yds

1.0 yd COM per single seat

1.0 yd COM per single back

MODEL	COM	GR 1	GR 2	GR 3	GR 4	GR 5	GR 6
<b>4201M</b>	<b>1529</b>	<b>1679</b>	<b>1726</b>	<b>1830</b>	<b>1973</b>	<b>2090</b>	<b>2240</b>

Dimensions (inches)

seat H	18.0	seat W	21.0	arm H	27.0
total H	32.5	total W	26.0	depth	27.0



**4201M**

## COMPANION Lounge Seating

Medium Back Two and Three Seaters with outside arms

### Standard Features

- Separate seat and back
- Polyurethane arms or wood arms
- Fully welded 1.75" frame
- Frame in any Spectone color
- VELCRO® removable seat and back covers
- 5° seat pitch
- Use in connected layouts for no extra charge
- Glides
- Arms replaceable in the field
- Ships assembled
- Ships 1/carton 26 cu ft (2 seater),  
1/carton 39 cu ft (3 seater)

### Options

- Polyurethane arms are available in Black, Sterling Grey and Taupe (RAL 7006)
- Wood arms are available in 9 standard stains and stain-to-match for no extra charge
- 7° seat pitch for no extra charge; 3° seat pitch, add \$30 List per chair
- Connected and freestanding tables
- Antibacterial and antimicrobial fabrics available
- Different fabric on seat and back for no extra charge
- CAL 133 fire barrier, add \$280 List for 4202M, or \$420 List for 4203M

*For fabrics you wish railroaded or repeats larger than 5" x 5", please contact the factory. Yardage requirement will be provided.*



### Medium Back Two Seater with outside arms

COM 4.0 yds

1.0 yd COM per single seat

1.0 yd COM per single back

MODEL	COM	GR 1	GR 2	GR 3	GR 4	GR 5	GR 6
<b>4202M</b>	<b>2339</b>	<b>2640</b>	<b>2740</b>	<b>2938</b>	<b>3240</b>	<b>3465</b>	<b>3765</b>

Dimensions (inches)

seat H	18.0	seat W	21.0	arm H	27.0
total H	32.5	total W	47.0	depth	27.0



4202M

### Medium Back Three Seater with outside arms

COM 6.0 yds

1.0 yd COM per single seat

1.0 yd COM per single back

MODEL	COM	GR 1	GR 2	GR 3	GR 4	GR 5	GR 6
<b>4203M</b>	<b>3173</b>	<b>3621</b>	<b>3772</b>	<b>4071</b>	<b>4517</b>	<b>4861</b>	<b>5308</b>

Dimensions (inches)

seat H	18.0	seat W	21.0	arm H	27.0
total H	32.5	total W	68.0	depth	27.0



4203M

## COMPANION Lounge Seating

Medium Back Two and Three Seaters with half arms

### Standard Features

- Separate seat and back
- Polyurethane arms or wood arms
- Fully welded 1.75" frame
- Frame in any Spectone color
- VELCRO® removable seat and back covers
- 5° seat pitch
- Use in connected layouts for no extra charge
- Glides
- Arms replaceable in the field
- Ships assembled
- Ships 1/carton 26 cu ft (2 seater),  
1/carton 39 cu ft (3 seater)

### Options

- Polyurethane arms are available in Black, Sterling Grey and Taupe (RAL 7006)
- Wood arms are available in 9 standard stains and stain-to-match for no extra charge
- 7° seat pitch for no extra charge; 3° seat pitch, add \$30 List per chair
- Connected and freestanding tables
- Antibacterial and antimicrobial fabrics available
- Different fabric on seat and back for no extra charge
- CAL 133 fire barrier, add \$280 List for 4212M, or \$420 List for 4213M

*For fabrics you wish railroaded or repeats larger than 5" x 5", please contact the factory. Yardage requirement will be provided.*



### Medium Back Two Seater with half arms

COM 4.0 yds

1.0 yd COM per single seat

1.0 yd COM per single back

MODEL	COM	GR 1	GR 2	GR 3	GR 4	GR 5	GR 6
<b>4212M</b>	<b>2617</b>	<b>2918</b>	<b>3018</b>	<b>3215</b>	<b>3515</b>	<b>3740</b>	<b>4044</b>

Dimensions (inches)

seat H	18.0	seat W	21.0	arm H	27.0
total H	32.5	total W	48.75	depth	27.0



4212M

### Medium Back Three Seater with half arms

COM 6.0 yds

1.0 yd COM per single seat

1.0 yd COM per single back

MODEL	COM	GR 1	GR 2	GR 3	GR 4	GR 5	GR 6
<b>4213M</b>	<b>3621</b>	<b>4066</b>	<b>4218</b>	<b>4517</b>	<b>4966</b>	<b>5308</b>	<b>5758</b>

Dimensions (inches)

seat H	18.0	seat W	21.0	arm H	27.0
total H	32.5	total W	71.5	depth	27.0



4213M

## COMPANION Lounge Seating

Medium Back Two and Three Seaters with full arms

### Standard Features

- Separate seat and back
- Polyurethane arms or wood arms
- Fully welded 1.75" frame
- Frame in any Spectone color
- VELCRO® removable seat and back covers
- 5° seat pitch
- Use in connected layouts for no extra charge
- Glides
- Arms replaceable in the field
- Ships assembled
- Ships 1/carton 26 cu ft (2 seater),  
1/carton 39 cu ft (3 seater)

### Options

- Polyurethane arms are available in Black, Sterling Grey and Taupe (RAL 7006)
- Wood arms are available in 9 standard stains and stain-to-match for no extra charge
- 7° seat pitch for no extra charge; 3° seat pitch, add \$30 List per chair
- Connected and freestanding tables
- Antibacterial and antimicrobial fabrics available
- Different fabric on seat and back for no extra charge
- CAL 133 fire barrier, add \$280 List for 4222M, or \$420 List for 4223M

*For fabrics you wish railroaded or repeats larger than 5" x 5", please contact the factory. Yardage requirement will be provided.*



### Medium Back Two Seater with full arms

COM 4.0 yds

1.0 yd COM per single seat

1.0 yd COM per single back

MODEL	COM	GR 1	GR 2	GR 3	GR 4	GR 5	GR 6
<b>4222M</b>	<b>2657</b>	<b>2956</b>	<b>3058</b>	<b>3256</b>	<b>3558</b>	<b>3781</b>	<b>4082</b>

Dimensions (inches)

seat H	18.0	seat W	21.0	arm H	27.0
total H	32.5	total W	48.75	depth	27.0



4222M

### Medium Back Three Seater with full arms

COM 6.0 yds

1.0 yd COM per single seat

1.0 yd COM per single back

MODEL	COM	GR 1	GR 2	GR 3	GR 4	GR 5	GR 6
<b>4223M</b>	<b>3806</b>	<b>4255</b>	<b>4409</b>	<b>4706</b>	<b>5156</b>	<b>5497</b>	<b>5945</b>

Dimensions (inches)

seat H	18.0	seat W	21.0	arm H	27.0
total H	32.5	total W	71.5	depth	27.0



4223M

**COMPANION Lounge Seating**

Medium Back Bariatric Single Seater with arms

**Standard Features**

- Separate seat and back
- Polyurethane arms or wood arms
- Fully welded 1.75" frame
- Frame in any Spectone color
- VELCRO® removable seat and back covers
- 5° seat pitch
- Use in connected layouts for no extra charge
- Glides
- Arms replaceable in the field
- Cannot connect bariatric seating to bariatric seating
- Ships assembled
- Ships 1/carton 20 cu ft

**Options**

- Polyurethane arms are available in Black, Sterling Grey and Taupe (RAL 7006)
- Wood arms are available in 9 standard stains and stain-to-match for no extra charge
- Connected and freestanding tables
- Antibacterial and antimicrobial fabrics available
- Different fabric on seat and back for no extra charge
- CAL 133 fire barrier, add \$212 List per chair

*For fabrics you wish railroaded or repeats larger than 5" x 5", please contact the factory. Yardage requirement will be provided.*

**Medium Back Bariatric Single Seater with arms**

COM 3.25 yds

1.5 yd COM per single seat

1.75 yd COM per single back

MODEL	COM	GR 1	GR 2	GR 3	GR 4	GR 5	GR 6
<b>4201G</b>	<b>1811</b>	<b>2067</b>	<b>2151</b>	<b>2324</b>	<b>2578</b>	<b>2776</b>	<b>3031</b>

Dimensions (inches)

seat H	18.0	seat W	30.0	arm H	27.0
total H	32.5	total W	35.0	depth	27.0

**4201G**



## COMPANION Lounge Seating

Highback Single Seater with arms  
Ottoman

### Standard Features

- Separate seat and back
- Polyurethane arms or wood arms
- Fully welded 1.75" frame
- Frame in any Spectone color
- VELCRO® removable seat and back covers
- 5° seat pitch
- Use in connected layouts for no extra charge
- Glides
- Arms replaceable in the field
- Ships assembled
- Ships 1/carton 19 cu ft
- Ottoman ships 1/carton 5 cu ft

### Options

- Polyurethane arms are available in Black, Sterling Grey and Taupe (RAL 7006)
- Wood arms are available in 9 standard stains and stain-to-match for no extra charge
- 7° seat pitch for no extra charge; 3° seat pitch, add \$30 List per chair
- Vinyl insert on top of the back, add \$55 List per chair
- Connected and freestanding tables
- Antibacterial and antimicrobial fabrics available
- Different fabric on seat and back for no extra charge
- CAL 133 fire barrier, add \$176 List for 4201H, or \$72 List for 4230F

*For fabrics you wish railroaded or repeats larger than 5" x 5", please contact the factory. Yardage requirement will be provided.*



### Highback Single Seater with arms

COM 2.25 yds

1.0 yd COM per single seat

1.25 yd COM per single back

MODEL	COM	GR 1	GR 2	GR 3	GR 4	GR 5	GR 6
<b>4201H</b>	<b>1609</b>	<b>1772</b>	<b>1830</b>	<b>1937</b>	<b>2103</b>	<b>2228</b>	<b>2394</b>

Dimensions (inches)

seat H	18.0	seat W	21.0	arm H	27.0
total H	45.0	total W	26.0	depth	27.0



4201H

### Ottoman

0.5 yd COM per ottoman

MODEL	COM	GR 1	GR 2	GR 3	GR 4	GR 5	GR 6
<b>4230F</b>	<b>551</b>	<b>595</b>	<b>611</b>	<b>643</b>	<b>689</b>	<b>724</b>	<b>785</b>

Ottoman Dimensions (inches)

H	11.5	W	19.25	depth	12.25
---	------	---	-------	-------	-------



4230F



# COMPANION Lounge Seating

Half Panel Arm

To order half panel arms, add Z to model number, e.g. 4201HZ

*Pricing is for one half panel arm, e.g. for a single seater chair with half panel arms, add two half panel arms to cost of chair*

*For fabrics you wish railroaded or repeats larger than 5" x 5", please contact the factory. Yardage requirement will be provided.*

Options

- Antibacterial and antimicrobial fabrics available
- CAL 133 fire barrier, add \$66 List per half panel arm



Half Panel Arm

COM 0.5 yds per half panel arm

MODEL	COM	GR 1	GR 2	GR 3	GR 4	GR 5	GR 6
<b>z</b>	<b>123</b>	<b>166</b>	<b>179</b>	<b>214</b>	<b>270</b>	<b>304</b>	<b>340</b>





**COMPANION Lounge Seating**  
Medium Back Easy Access Hip Single Seater with arms

**Standard Features**

- Separate seat and back
- Polyurethane arms or wood arms
- Fully welded 1.75" frame
- Frame in any Spectone color
- VELCRO® removable seat and back covers
- 24" seat height, 3° seat pitch
- Footrest which assists entering/exiting chair
- Glides
- Arms replaceable in the field
- Ships assembled
- Ships 1/carton 19 cu ft

**Options**

- Polyurethane arms are available in Black, Sterling Grey and Taupe (RAL 7006)
- Wood arms are available in 9 standard stains and stain-to-match for no extra charge
- Antibacterial and antimicrobial fabrics available
- Different fabric on seat and back for no extra charge
- CAL 133 fire barrier, add \$140 List per chair

*For fabrics you wish railroaded or repeats larger than 5" x 5", please contact the factory. Yardage requirement will be provided.*



**Medium Back Easy Access Hip Single Seater with arms**

COM 2.0 yds  
1.0 yd COM per single seat  
1.0 yd COM per single back

MODEL	COM	GR 1	GR 2	GR 3	GR 4	GR 5	GR 6
<b>4231ME</b>	<b>1671</b>	<b>1820</b>	<b>1867</b>	<b>1970</b>	<b>2117</b>	<b>2231</b>	<b>2382</b>

Dimensions (inches)					
seat H	24.0	seat W	21.0	arm H	33.75
total H	39.75	total W	26.0	depth	27.0



4231ME

# COMPANION Lounge Seating

## Freestanding Lounge Tables

## Corner and Spacer Connecting Tables

### Standard Features

- Tops in laminate or veneer
- Select laminate tops from 15 standard laminates or choose any standard Wilsonart, Nevamar, Formica, Arborite and Pionite matte finish laminates for no extra charge.
- Freestanding lounge tables available with PVC Flat (PVF), 2mm (2MM), exposed Baltic Birch plywood (PF, PKNR) or hardwood (HB) edge
- Connecting table tops available with PVC Flat (PVF) edge, Self edge (SE) or hardwood (HB) edge
- 9 standard veneer and hardwood edge stains. Stain-to-match available for no extra charge.
- Frame in any Spectone color
- Glides
- 18" height

### Options

- Custom size spacer tables for restricted spaces
- Other sizes may be available

### Freestanding Lounge Tables

Model	Laminate PVF/SE/2MM	Laminate PF/PKNR/HB	Veneer HB	Weight	Cu.Ft.
42 - 24 DIA	<b>1030</b>	<b>1495</b>	<b>1759</b>	27	7.2
42 - 24x24 SQ	<b>1068</b>	<b>1320</b>	<b>1521</b>	30	7.2
42 - 24x48 RE	<b>1276</b>	<b>1555</b>	<b>1835</b>	44	18
42 - 30 DIA	<b>1164</b>	<b>1621</b>	<b>1894</b>	37	13.5
42 - 30x30 SQ	<b>1207</b>	<b>1390</b>	<b>1602</b>	40	13.5



### Corner and Spacer Connecting Tables

Model	Laminate PVF/SE	Weight	Cu.Ft.
42RC - 30x30 <i>Radius Corner Table</i>	<b>919</b>	31	2
42SC - 30x30 <i>Square Corner Table</i>	<b>919</b>	32	2
42TC45 - 19x23 <i>45 Degree Corner Table</i>	<b>919</b>	26	2
42ST - 21x24 <i>Spacer or End Table</i>	<b>708</b>	23	2

