

COOPER COLLECTION - BALA Lounge Seating

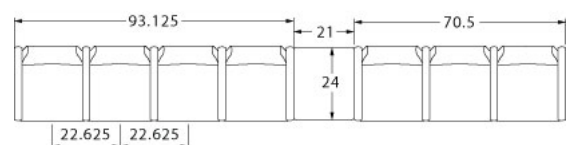
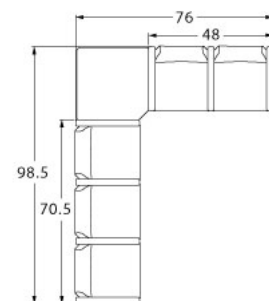
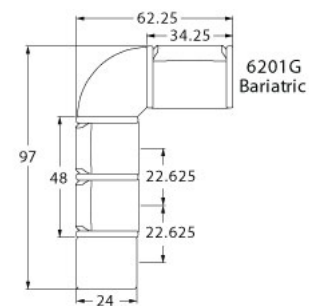
LAYOUTS



Description

- Spec's Bala offers the softer look and feel of wood, without sacrificing high durability.
- Your layout possibilities are unlimited with spacer, radius and corner tables – for both standard and bariatric seating in virtually any combination.
- Bariatric seating is a 30" wide seat and is load tested to 750 lbs. Cannot be connected to other bariatric seats.
- 21" seat width is standard.
- Standard in maple in any of 9 standard stains or stain-to-match for no extra charge.
- Choice of wood or polyurethane arms which are replaceable in the field.
- All models offer a choice of no center arms, half arms or full arms to the floor.
- Glides and separate seat and back are standard.
- Please send a drawing of the configuration you require with your order.
- For fabrics you wish railroaded or repeats larger than 5" x 5", please contact the factory with repeat information and yardage requirement will be provided.

LAYOUTS AND DIMENSIONS



COOPER COLLECTION - BALA Lounge Seating



PRODUCT CODE

6223M - WF

Collection

6 : Cooper

Series

2 : Bala

Center Arm

0 : Outside Arms

1 : Half Arms

2 : Full Arms

Number of Seats

1 : Single Seater

2 : Two Seater

3 : Three Seater

Chair Type

M : Mid Back

H : Highback

G : Bariatric

ME : Hip Chair

B : Bench

BG : Bariatric Bench

L : Loveseat

Arm Type and Profile

WF : Wood Flat

WR : Wood Round

PF : Poly Flat

PR : Poly Round

K: KYDEX® Flat Profile

OPTIONS

ARM TYPE



Polyurethane



Wood



KYDEX®

PANEL ARMS



Half Panel Arm



Full Panel Arm

FINISHES

FRAME



Select from one of our 9 standard wood stains or stain-to-match for no extra charge

FABRIC



Select fabrics from one of our textile partners

ARMS



Black

Sterling Grey

Taupe

Note: flat polyurethane arm available in Black only.

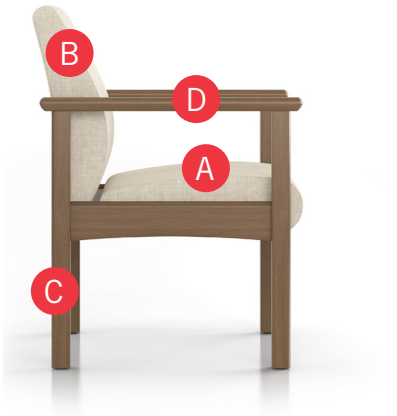
Select from one of our 9 standard wood stains or stain-to-match for no extra charge

See Spectone Card or specfurniture.com/tools-and-resources/product-resources/finishes for a complete list of finish options and colors.



COOPER COLLECTION - BALA Lounge Seating

HOW TO ORDER



Specify Model

- A Specify Fabric - Seat¹
Manufacturer, Pattern Name, Color
 - B Specify Fabric - Back¹
Manufacturer, Pattern Name, Color
 - C Specify Frame Finish
 - D Specify Arm Type, Profile and Color
Polyurethane (Flat or Round) / Wood (Flat or Round) / KYDEX® (\$) (Flat)
- Optional: KYDEX® Arm, CAL 133 Fire Barrier, Moisture Barrier, Half or Full Panel Arms, Connecting and Freestanding Tables, Benches, Ottoman, Vinyl Headrest Insert

¹ When multiple fabrics are specified on two and three seat chairs, please provide a drawing and legend for fabric placement.



Model	Fabric - Seat	Fabric - Back	Frame Finish	Arm Type, Profile and Color
6201M	Momentum, Beeline, Canvas	Momentum, Beeline, Canvas	Studio Teak Stain	Wood, Flat, Studio Teak Stain

COOPER COLLECTION - BALA Lounge Seating

Designed for today's healthcare facilities

Single Seater with arms

Standard Features

- Separate seat and back
- Wood components in maple, in any of 9 standard stains or stain-to-match for no extra charge
- Threaded replaceable glides
- Use in connected layouts for no extra charge
- VELCRO® removable back covers
- Replaceable seats
- Arms replaceable in the field
- Ships assembled
- Ships 1/carton 15 cu ft

For fabrics you wish railroaded or repeats larger than 5" x 5", please contact the factory. Yardage requirement will be provided.

Options

- Wood or polyurethane arms available in flat (WF or PF) or rounded (WR or PR) profile
- Round polyurethane arms available in Black, Sterling Grey and Taupe (RAL 7006)
- Flat polyurethane arms available in Black only
- KYDEX® flat arms available in Black (B) or Taupe RAL 7006 (T) or Sterling Grey (G). For 6201M add \$**385** List per chair.
- Connected and freestanding tables
- Antibacterial and antimicrobial fabrics available
- Different fabric on seat and back for no extra charge
- CAL 133 fire barrier. For 6201M add \$**156** List per unit.



Single Seater with arms

COM 1.75 yds

0.75 yd COM per single seat

1.0 yd COM per single back

MODEL	COM	GR 1	GR 2	GR 3	GR 4	GR 5	GR 6
6201M	1422	1541	1580	1656	1776	1865	1984

Dimensions (inches)

seat H	18.0	seat W	21.0	arm H	25.0
total H	33.75	total W	25.25	depth	25.0



6201M

COOPER COLLECTION - BALA Lounge Seating

Designed for today's healthcare facilities

Two and Three Seaters with outside arms

Standard Features

- Separate seat and back
- Wood components in maple, in any of 9 standard stains or stain-to-match for no extra charge
- Threaded replaceable glides
- Use in connected layouts for no extra charge
- VELCRO® removable back covers
- Replaceable seats
- Arms replaceable in the field
- Ships assembled
- Ships 1/carton 26 cu ft (2 seater),
1/carton 39 cu ft (3 seater)

For fabrics you wish railroaded or repeats larger than 5" x 5", please contact the factory. Yardage requirement will be provided.

Options

- Wood or polyurethane arms available in flat (WF or PF) or rounded (WR or PR) profile
- Round polyurethane arms available in Black, Sterling Grey and Taupe (RAL 7006)
- Flat polyurethane arms available in Black only
- KYDEX® flat arms available in Black (B) or Taupe RAL 7006 (T) or Sterling Grey (G)
For 6202M add \$**385** List per chair.
For 6203M add \$**385** List per chair.
- Connected and freestanding tables
- Antibacterial and antimicrobial fabrics available
- Different fabric on seat and back for no extra charge
- CAL 133 fire barrier. For 6202M add \$**312** List per unit.
For 6203M add \$**468** List per unit.



Two Seater with outside arms

COM 3.5 yds

0.75 yd COM per single seat

1.0 yd COM per single back

MODEL	COM	GR 1	GR 2	GR 3	GR 4	GR 5	GR 6
6202M	2048	2284	2364	2520	2756	2938	3173

Dimensions (inches)

seat H	18.0	seat W	21.0	arm H	25.0
total H	33.75	total W	46.5	depth	25.0



6202M

Three Seater with outside arms

COM 5.25 yds

0.75 yd COM per single seat

1.0 yd COM per single back

MODEL	COM	GR 1	GR 2	GR 3	GR 4	GR 5	GR 6
6203M	2678	3034	3151	3390	3738	4009	4367

Dimensions (inches)

seat H	18.0	seat W	21.0	arm H	25.0
total H	33.75	total W	67.5	depth	25.0



6203M

COOPER COLLECTION - BALA Lounge Seating

Designed for today's healthcare facilities

Two and Three Seaters with half arms

Standard Features

- Separate seat and back
- Wood components in maple, in any of 9 standard stains or stain-to-match for no extra charge
- Threaded replaceable glides
- Use in connected layouts for no extra charge
- VELCRO® removable back covers
- Replaceable seats
- Arms replaceable in the field
- Ships assembled
- Ships 1/carton 26 cu ft (2 seater),
1/carton 39 cu ft (3 seater)

For fabrics you wish railroaded or repeats larger than 5" x 5", please contact the factory. Yardage requirement will be provided.

Options

- Wood or polyurethane arms available in flat (WF or PF) or rounded (WR or PR) profile
- Round polyurethane arms available in Black, Sterling Grey and Taupe (RAL 7006)
- Flat polyurethane arms available in Black only
- KYDEX® flat arms available in Black (B) or Taupe RAL 7006 (T) or Sterling Grey (G).
For 6212M add \$**578** List per chair.
For 6213M add \$**770** List per chair.
- Connected and freestanding tables
- Antibacterial and antimicrobial fabrics available
- Different fabric on seat and back for no extra charge
- CAL 133 fire barrier. For 6212M add \$**312** List per unit.
For 6213M add \$**468** List per unit.



Two Seater with half arms

COM 3.5 yds

0.75 yd COM per single seat

1.0 yd COM per single back

MODEL	COM	GR 1	GR 2	GR 3	GR 4	GR 5	GR 6
6212M	2627	2863	2946	3103	3338	3515	3756

Dimensions (inches)

seat H	18.0	seat W	21.0	arm H	25.0
total H	33.75	total W	48.0	depth	25.0



6212M

Three Seater with half arms

COM 5.25 yds

0.75 yd COM per single seat

1.0 yd COM per single back

MODEL	COM	GR 1	GR 2	GR 3	GR 4	GR 5	GR 6
6213M	3838	4194	4312	4547	4900	5170	5525

Dimensions (inches)

seat H	18.0	seat W	21.0	arm H	25.0
total H	33.75	total W	70.5	depth	25.0



6213M

COOPER COLLECTION - BALA Lounge Seating

Designed for today's healthcare facilities

Two and Three Seaters with full arms

Standard Features

- Separate seat and back
- Wood components in maple, in any of 9 standard stains or stain-to-match for no extra charge
- Threaded replaceable glides
- Use in connected layouts for no extra charge
- VELCRO® removable back covers
- Replaceable seats
- Arms replaceable in the field
- Ships assembled
- Ships 1/carton 26 cu ft (2 seater),
1/carton 39 cu ft (3 seater)

For fabrics you wish railroaded or repeats larger than 5" x 5", please contact the factory. Yardage requirement will be provided.

Options

- Wood or polyurethane arms available in flat (WF or PF) or rounded (WR or PR) profile
- Round polyurethane arms available in Black, Sterling Grey and Taupe (RAL 7006)
- Flat polyurethane arms available in Black only
- KYDEX® flat arms (-K) available in Black, Taupe or Sterling Grey. For 6222M add \$578 List per chair. For 6223M, add \$770 List per chair
- Connected and freestanding tables
- Antibacterial and antimicrobial fabrics available
- Different fabric on seat and back for no extra charge
- CAL 133 fire barrier. For 6222M, add \$312 List per unit. For 6223M add \$468 List per unit.

Two Seater with full arms

COM 3.5 yds

0.75 yd COM per single seat

1.0 yd COM per single back

MODEL	COM	GR 1	GR 2	GR 3	GR 4	GR 5	GR 6
6222M	2627	2863	2946	3103	3338	3515	3756

Dimensions (inches)

seat H	18.0	seat W	21.0	arm H	25.0
total H	33.75	total W	48.0	depth	25.0



6222M

Three Seater with full arms

COM 5.25 yds

0.75 yd COM per single seat

1.0 yd COM per single back

MODEL	COM	GR 1	GR 2	GR 3	GR 4	GR 5	GR 6
6223M	3838	4194	4312	4547	4900	5170	5525

Dimensions (inches)

seat H	18.0	seat W	21.0	arm H	25.0
total H	33.75	total W	70.5	depth	25.0



6223M

COOPER COLLECTION - BALA Lounge Seating

Designed for today's healthcare facilities

Loveseat with arms

Standard Features

- Separate seat and back
- Wood components in maple, in any of 9 standard stains or stain-to-match for no extra charge
- Threaded replaceable glides
- Use in connected layouts for no extra charge
- VELCRO® removable back covers
- Replaceable seats
- Arms replaceable in the field
- Ships assembled
- Ships 1/carton 20 cu ft

For fabrics you wish railroaded or repeats larger than 5" x 5", please contact the factory. Yardage requirement will be provided.

Options

- Wood or polyurethane arms available in flat (WF or PF) or rounded (WR or PR) profile
- Round polyurethane arms available in Black, Sterling Grey and Taupe (RAL 7006)
- Flat polyurethane arms available in Black only
- KYDEX® flat arms available in Black (B) or Taupe RAL 7006 (T) or Sterling Grey (G).
For 6201L add **\$385** List per chair.
- Connected and freestanding tables
- Antibacterial and antimicrobial fabrics available
- Different fabric on seat and back for no extra charge
- CAL 133 fire barrier, add **\$240** List per unit.

Loveseat with arms

COM 3.5 yds

1.75 yd COM per single seat

1.75 yd COM per single back

MODEL	COM	GR 1	GR 2	GR 3	GR 4	GR 5	GR 6
6201L	2220	2492	2583	2770	3043	3254	3531

Dimensions (inches)

seat H	18.0	seat W	42.0	arm H	25.0
total H	33.75	total W	44.75	depth	25.0



6201L

COOPER COLLECTION - BALA Lounge Seating

Designed for today's healthcare facilities

Bariatric Single Seater with arms

Standard Features

- Separate seat and back
- Wood components in maple, in any of 9 standard stains or stain-to-match for no extra charge
- Threaded replaceable glides
- Use in connected layouts for no extra charge
- VELCRO® removable back covers
- Replaceable seats
- Arms replaceable in the field
- Ships assembled
- Ships 1/carton 20 cu ft

For fabrics you wish railroaded or repeats larger than 5" x 5", please contact the factory. Yardage requirement will be provided.

Options

- Wood or polyurethane arms available in flat (WF or PF) or rounded (WR or PR) profile
- Round polyurethane arms available in Black, Sterling Grey and Taupe (RAL 7006)
- Flat polyurethane arms available in Black only
- KYDEX® flat arms available in Black (B) or Taupe RAL 7006 (T) or Sterling Grey (G).
For 620IG add **\$385** List per chair.
- Connected and freestanding tables
- Antibacterial and antimicrobial fabrics available
- Different fabric on seat and back for no extra charge
- CAL 133 fire barrier, add **\$196** List per unit.



Bariatric Single Seater with arms

COM 3.0 yds

1.5 yd COM per single seat

1.5 yd COM per single back

MODEL	COM	GR 1	GR 2	GR 3	GR 4	GR 5	GR 6
6201G	1692	1928	2006	2163	2400	2578	2812

Dimensions (inches)

seat H	18.0	seat W	30.0	arm H	25.0
total H	33.75	total W	34.25	depth	25.0



6201G

COOPER COLLECTION - BALA Lounge Seating

Designed for today's healthcare facilities

Highback Single Seater with arms – Ottoman

Standard Features

- Separate seat and back
- Wood components in maple, in any of 9 standard stains or stain-to-match for no extra charge
- Threaded replaceable glides
- Use in connected layouts for no extra charge
- VELCRO® removable back covers
- Replaceable seats
- Arms replaceable in the field
- Ships assembled
- Ships 1/carton 19 cu ft
- Ottoman ships 1/carton 5 cu ft

For fabrics you wish railroaded or repeats larger than 5" x 5", please contact the factory. Yardage requirement will be provided.

Options

- Wood or polyurethane arms available in flat (WF or PF) or rounded (WR or PR) profile
- Round polyurethane arms available in Black, Sterling Grey and Taupe (RAL 7006)
- Flat polyurethane arms available in Black only
- KYDEX® flat arms available in Black (B) or Taupe RAL 7006 (T) or Sterling Grey (G). For 620IH add **\$385** List per chair.
- Vinyl insert on top of the back, add **\$55** List per chair
- Connected and freestanding tables
- Antibacterial and antimicrobial fabrics available
- Different fabric on seat and back for no extra charge
- CAL 133 fire barrier. For 620IH add **\$176** List per unit. For 6230F add **\$72** List per unit.

Highback Single Seater with arms

COM 2.5 yds

0.75 yd COM per single seat

1.75 yds COM per single back

MODEL	COM	GR 1	GR 2	GR 3	GR 4	GR 5	GR 6
6201H	1520	1706	1767	1893	2075	2220	2452

Dimensions (inches)

seat H	18.0	seat W	21.0	arm H	25.0
total H	47.5	total W	25.25	depth	25.0

Ottoman

0.5 yd COM per ottoman

MODEL	COM	GR 1	GR 2	GR 3	GR 4	GR 5	GR 6
6230F	645	689	707	734	784	818	882

Ottoman Dimensions (inches)

H	11.5	W	19.25	depth	12.25
---	------	---	-------	-------	-------



6201H



6230F

COOPER COLLECTION - BALA Lounge Seating

Designed for today's healthcare facilities

Half and Full Panel Arms

To order half panel arms, add Z to model number,
e.g. 6201**Z**

To order full panel arms, add ZC to model number,
e.g. 6201**ZC**

*Pricing is for one half panel arm, e.g. for a single
seater chair with half panel arms, add two half panel
arms to cost of chair*

*For fabrics you wish railroaded or repeats larger than
5" x 5", please contact the factory. Yardage requirement
will be provided.*

Options

- Antibacterial and antimicrobial fabrics available
- CAL 133 fire barrier. For Z add \$**56** List per unit.
For ZC add \$**105** List per unit.



Half and Full Panel Arms

COM 0.5 yds per half panel arm

MODEL	COM	GR 1	GR 2	GR 3	GR 4	GR 5	GR 6
Z	101	134	140	162	195	216	252

COM 0.75 yds per full panel arm

MODEL	COM	GR 1	GR 2	GR 3	GR 4	GR 5	GR 6
ZC	193	250	270	309	370	415	454



COOPER COLLECTION - BALA Lounge Seating

Designed for today's healthcare facilities

Easy Access Hip Single Seater with arms

Standard Features

- Separate seat and back
- Wood components in maple, in any of 9 standard stains or stain-to-match for no extra charge
- Threaded replaceable glides
- 24" seat height, no seat pitch (level)
- Footrest which assists entering/exiting chair
- VELCRO® replaceable back covers
- Replaceable seats
- Arms replaceable in the field
- Ships assembled
- Ships 1/carton 19 cu ft

Options

- Wood or polyurethane arms available in flat (WF or PF) or rounded (WR or PR) profile
- Round polyurethane arms available in Black, Sterling Grey and Taupe (RAL 7006)
- Flat polyurethane arms available in Black only
- KYDEX® flat arms available in Black (B) or Taupe RAL 7006 (T) or Sterling Grey (G)
For 6201ME add \$**385** List per chair.
- Antibacterial and antimicrobial fabrics available
- Different fabric on seat and back for no extra charge
- CAL 133 fire barrier. For 6201ME add \$**156** List per unit.

For fabrics you wish railroaded or repeats larger than 5" x 5", please contact the factory. Yardage requirement will be provided.



Easy Access Hip Single Seater with arms

COM 1.75 yds

0.75 yd COM per single seat

1.0 yd COM per single back

MODEL	COM	GR 1	GR 2	GR 3	GR 4	GR 5	GR 6
6201ME	1714	1832	1872	1949	2068	2157	2277

Dimensions (inches)

seat H	24.0	seat W	21.0	arm H	32.0
total H	46.0	total W	25.25	depth	25.0



6201ME

COOPER COLLECTION - BALA Lounge Seating

Designed for today's healthcare facilities

Single and Two Seater Benches

Standard Features

- Wood components in maple, in any of 9 standard stains or stain-to-match for no extra charge
- Threaded replaceable glides
- Use in connected layouts for no extra charge
- Replaceable seats
- Arms replaceable in the field
- Ships assembled
- Ships 1/carton 9 cu ft (single seater), 14 cu ft (2 seater), 21 cu ft (3 seater)

Options

- Antibacterial and antimicrobial fabrics available
- CAL 133 fire barrier. For 6201B add **\$72** List per unit. For 6202B, 6212B add **\$144** List per unit.

For fabrics you wish railroaded or repeats larger than 5" x 5", please contact the factory. Yardage requirement will be provided.

Single Seater Bench

COM 1.0 yds

1.0 yd COM per single seat

MODEL	COM	GR 1	GR 2	GR 3	GR 4	GR 5	GR 6
6201B	1115	1190	1217	1266	1347	1405	1513

No arms

MODEL	COM	GR 1	GR 2	GR 3	GR 4	GR 5	GR 6
6201B	1427	1503	1530	1581	1656	1719	1832

End arms (WF/WR or PF/PR)

Dimensions (inches)

seat H	18.0	seat W	21.0	arm H	24.0	depth	26.25
total H	N/A	total W	24.25	total W	25.25		
		w/o arms		w/end arms			



6201B

Two Seater Bench

COM 2.0 yds

1.0 yd COM per single seat

MODEL	COM	GR 1	GR 2	GR 3	GR 4	GR 5	GR 6
6202B	1450	1605	1653	1758	1913	2029	2229

No arms

MODEL	COM	GR 1	GR 2	GR 3	GR 4	GR 5	GR 6
6202B	1763	1916	1969	2070	2226	2342	2548

End arms (WF/WR or PF/PR)

MODEL	COM	GR 1	GR 2	GR 3	GR 4	GR 5	GR 6
6212B	2211	2368	2419	2521	2676	2793	3010

Arms between and at ends (WF/WR or PF/PR)

Dimensions (inches)

seat H	18.0	seat W	21.0	arm H	24.0	depth	26.25
total H	N/A	total W	45.25	total W	46.25	total W	47.75
		w/o arms		w/end arms		w/arms between and at ends	



6202B

COOPER COLLECTION - BALA Lounge Seating

Designed for today's healthcare facilities

Three Seater Bench

Standard Features

- Wood components in maple, in any of 9 standard stains or stain-to-match for no extra charge
- Use in connected layouts for no extra charge
- Threaded replaceable glides
- Replaceable seats
- Arms replaceable in the field
- Ships assembled
- Ships 1/carton 9 cu ft (single seater), 14 cu ft (2 seater), 21 cu ft (3 seater)

Options

- Antibacterial and antimicrobial fabrics available
- CAL 133 fire barrier. For 6203B, 6213B add \$216 List per unit.

For fabrics you wish railroaded or repeats larger than 5" x 5", please contact the factory. Yardage requirement will be provided.



Three Seater Bench

COM 3.0 yds

1.0 yd COM per single seat

MODEL	COM	GR 1	GR 2	GR 3	GR 4	GR 5	GR 6
6203B	1868	2100	2178	2332	2564	2740	3034

No arms

MODEL	COM	GR 1	GR 2	GR 3	GR 4	GR 5	GR 6
6203B	2178	2408	2486	2643	2875	3048	3349

End arms (WF/WR or PF/PR)

MODEL	COM	GR 1	GR 2	GR 3	GR 4	GR 5	GR 6
6213B	3160	3394	3470	3625	3855	4033	4352

Arms between and at ends (WF/WR or PF/PR)

Dimensions (inches)

seat H	18.0	seat W	21.0	arm H	24.0	depth	26.25
total H	N/A	total W	66.25	total W	67.25	total W	70.50
		w/o arms		w/end arms		w/arms between and at ends	



6203B



COOPER COLLECTION - BALA Lounge Seating

Designed for today's healthcare facilities

Bariatric Single and Two Seater Benches

Standard Features

- Wood components in maple, in any of 9 standard stains or stain-to-match for no extra charge
- Bariatric seating cannot connect to bariatric seating
- Threaded replaceable glides
- Use in connected layouts for no extra charge
- Replaceable seats
- Arms replaceable in the field
- Ships assembled
- Ships 1/carton 15 cu ft (single seater), 20 cu ft (2 seater)

For fabrics you wish railroaded or repeats larger than 5" x 5", please contact the factory. Yardage requirement will be provided.

Options

- Wood or polyurethane arms, in flat (WF or PF) or rounded (WR or PR) profile, 6" in height, at ends of bench and between seats
- Round polyurethane arms available in Black, Sterling Grey and Taupe (RAL 7006)
- Flat polyurethane arms available in Black only
- KYDEX® flat arms available in Black (B) or Taupe RAL 7006 (T) or Sterling Grey (G)
For 6201BG add \$ **385** List per bench.
For 6222BG add \$ **578** List per bench.
- Antibacterial and antimicrobial fabrics available
- CAL 133 fire barrier. For 6201BG add \$ **100** List per unit.
For 6222BG add \$ **200** List per unit

Bariatric Single Seater Bench

COM 1.5 yds

1.5 yd COM per single seat

MODEL	COM	GR 1	GR 2	GR 3	GR 4	GR 5	GR 6
6201BG	1642	1729	1760	1819	1908	1976	2105

End arms (WF/WR or PF/PR)

Dimensions (inches)

seat H	18.0	seat W	30.0	arm H	24.0	depth	26.25
total H	24.0	total W	34.25				



6201BG

Bariatric Two Seater Bench

COM 3.0 yds

1.5 yd COM per single seat

MODEL	COM	GR 1	GR 2	GR 3	GR 4	GR 5	GR 6
6222BG	2547	2722	2782	2902	3078	3214	3464

Arms between and at ends (WF/WR or PF/PR)

Dimensions (inches)

seat H	18.0	seat W	30.0	arm H	24.0	depth	26.25
total H	24.0	total W	66.0				



6222BG

COOPER COLLECTION - BALA Lounge Seating

Designed for today's healthcare facilities

Freestanding Lounge Tables – Corner and Spacer Connecting Tables

Standard Features

- Tops in laminate or veneer
- Select laminate tops from 15 standard laminates or choose any standard Wilsonart, Nevamar, Formica, Arborite and Pionite matte finish laminates for no extra charge
- Freestanding lounge tables available with PVC Flat (PVF), 2mm (2MM), exposed Baltic Birch plywood (PF, PKNR) or hardwood (HB) edge
- Connecting table tops available with PVC Flat (PVF) edge, Self edge (SE) or hardwood (HB) edge
- 9 standard veneer and hardwood edge stains. Stain-to-match available for no extra charge.
- Maple legs and maple table skirts stained the same
- Threaded replaceable glides
- 18" height

Options

- Custom size spacer tables for restricted spaces
- Other sizes may be available

Radius Corner Tables are recommended for open areas

Freestanding Lounge Tables

Model	Laminate PVF/SE/2MM	Laminate PF/PKNR/HB	Veneer HB	Cu.Ft.
62 - 24 x 24 SQ	1050	1302	1503	7.2
62 - 24 x 48 RE	1258	1537	1817	18
62 - 30 x 30 SQ	1189	1372	1584	13.5
62 - 22 DIA	1253	1718	1982	7.2



Corner and Spacer Connecting Tables

Model	Laminate PVF/SE	Laminate HB Edge	Veneer HB Edge	Cu.Ft.
62RC - 28 x 28 <i>Radius Corner Table</i>	1086	1456	1708	2
62SC - 28 x 28 <i>Square Corner Table</i>	1186	1441	1589	2
62TC - 45 degree <i>Corner Table</i>	1086	1456	1708	2
62ST - 21 x 24 <i>Spacer Table</i>	736	1040	1192	2
62ET - 21 x 24 <i>End Table</i>	985	1288	1440	2

