



# URBAN Public Seating



## PRODUCT CODE

**14 01 US**

**Series**

14 : Urban

**Chair Type**

- 01 : Four Point/Arms
- 11 : Four Point/No Arms
- 31 : Sled Base/Arms
- 41 : Sled Base/No Arms
- 02 : Casters/Arms
- 21 : Stool/Arms
- 25 : Stool/No Arms
- 21E : Hip Chair

**Upholstery**

- N/A : DuraSpec Seat/Plastic Back
- US : Upholstered Seat/Plastic back
- UB : DuraSpec Seat/Upholstered Back
- UP : Fully Upholstered



## OPTIONS

**SEAT**



DuraSpec

Upholstered

**BACK**



Plastic

Upholstered

**5** Wood  
9 standard stains or stain to match

**WALL-SAVING**



## FINISHES

**PLASTIC BACK**



Black

Light Grey

White

**PLASTIC BACK COVER**



Black

Light Grey

White

**DURASPEC SEAT**



Black

Sterling Grey

**FRAME**




Select from one of our 76 standard Spectone colors

**FABRIC**



Select fabrics from one of our textile partners

**ARMS**




Black

Sterling Grey



# URBAN Public Seating - UPHOLSTERED SEAT & PLASTIC BACK

## HOW TO ORDER



### Specify Model

- A** Specify Seat Type and Color  
*For Upholstered Seat: Fabric Manufacturer, Pattern Name, Color*
- B** Specify Back Type and Color  
*For Plastic Back: Color*  
*For Wood Back: Wood Stain*
- C** Specify Back Panel Color
- D** Specify Frame Finish
- E** Specify Polyurethane Arm Color

Optional: Wood Back, Custom Wood Back Design, Moisture Barrier, Wall-saving Frame, Connecting Bars, Connecting Tables, Dolly



Model	Seat Type and Color	Back Type and Color	Back Panel Color	Frame Finish	Polyurethane Arm Color
1401-US	Momentum, Beeline, Canvas	Plastic, Light Grey	White (not shown)	Silver	Sterling Grey



# URBAN Public Seating - UPHOLSTERED SEAT & PLASTIC BACK

Four-point and Sled Base

## Standard Features

- 0.875" frame
- Upholstered seat and plastic back
- Frame in any Spectone color
- Four-point stacks up to 8 high with dolly.
- Sled Base does not stack and ships 1 per carton
- Four-point ships 1/carton 11 cu ft, 2-4/carton 22 cu ft

Contact Spec Customer Service to railroad fabrics (specify repeat info and yardage requirement will be provided) and for repeats greater than 5" x 5"

## Options

- Wall-saving frame on Four-point only, add \$27 List
- Specify back in Black RAL 9005, Light Grey RAL 7037 or White RAL 9016
- Specify back panel in Black RAL 9005, Light Grey RAL 7037 or White RAL 9016
- Polyurethane arms available in Black (B) or Sterling Grey (G)
- For Wood Back, specify and add \$112 List
- Connecting bars for a structured reconfigurable layout, add \$108 List
- Antibacterial and antimicrobial fabrics available
- Other glides may be available for an upcharge - call Customer Service to inquire



## Urban, Upholstered Seat & Plastic Back – Four-point

COM 0.5 yd  
0.5 yd COM per single seat

MODEL	COM	GR1	GR2	GR3	GR4	GR5	GR6
1401-US	515	554	567	592	629	654	694
1411-US	515	554	567	592	629	654	694

Dimensions (inches)

	seat H	18.0	seat W	18.0	arm H	27.0	total H	32.5
depth	22.0	total W	24.0	total W (no arms)	20.1			

Meets BIFMA Seating Durability Test to 500 lbs  
1" extra seat foam, specify and add \$18 List



## Urban, Upholstered Seat & Plastic Back – Sled Base

COM 0.5 yd  
0.5 yd COM per single seat

MODEL	COM	GR1	GR2	GR3	GR4	GR5	GR6
1431-US	646	685	696	720	759	785	825
1441-US	646	685	696	720	759	785	825

Dimensions (inches)

	seat H	18.0	seat W	18.0	arm H	27.0	total H	32.5
depth	22.0	total W	24.0	total W (no arms)	20.1			

Meets BIFMA Seating Durability Test to 500 lb  
1" extra seat foam, specify and add \$18 List





# URBAN Public Seating - UPHOLSTERED SEAT & PLASTIC BACK

Midsize – Four-point and Sled Base

## Standard Features

- 0.875" frame
- Upholstered seat and plastic back
- Frame in any Spectone color
- Four-point stacks up to 8 high with dolly.
- Sled Base does not stack and ships 1 per carton
- Four-point ships 1-3/carton 21.24 cu ft

Contact Spec Customer Service to railroad fabrics (specify repeat info and yardage requirement will be provided) and for repeats greater than 5" x 5"

## Options

- Wall-saving frame on Four-point only, add \$27 List
- Specify back in Black RAL 9005, Light Grey RAL 7037 or White RAL 9016
- Specify back panel in Black RAL 9005, Light Grey RAL 7037 or White RAL 9016
- Polyurethane arms available in Black (B) or Sterling Grey (G)
- For Wood Back, specify and add \$112 List
- Connecting bars for a structured reconfigurable layout, add \$108 List
- Antibacterial and antimicrobial fabrics available
- Other glides may be available for an upcharge - call Customer Service to inquire



## Urban, Upholstered Seat & Plastic Back – Midsize – Four-point

COM 0.75 yd  
0.75 yd COM per single seat

MODEL	COM	GR1	GR2	GR3	GR4	GR5	GR6
1404-US	653	713	732	771	831	878	940
1414-US	653	713	732	771	831	878	940

Dimensions (inches)

	seat H	18.0	seat W	22.0	arm H	27.0	total H	32.5
depth	22.0	total W	27.8	total W (no arms)	24.0			

Meets BIFMA Seating Durability Test to 500 lbs  
1" extra seat foam, specify and add \$28 List



## Urban, Upholstered Seat & Plastic Back – Midsize – Sled Base

COM 0.75 yd  
0.75 yd COM per single seat

MODEL	COM	GR1	GR2	GR3	GR4	GR5	GR6
1434-US	784	843	863	902	961	1009	1069
1444-US	784	843	863	902	961	1009	1069

Dimensions (inches)

	seat H	18.0	seat W	22.0	arm H	27.0	total H	32.5
depth	22.0	total W	27.8	total W (no arms)	24.0			

Meets BIFMA Seating Durability Test to 500 lbs  
1" extra seat foam, specify and add \$28 List





# URBAN Public Seating - UPHOLSTERED SEAT & PLASTIC BACK

Casters

## Standard Features

- 0.875" frame
- Upholstered seat and plastic back
- Frame in any Spectone color
- Four-point stacks up to 8 high with dolly.
- Ships 1/carton 11 cu ft, 2-4/carton 22 cu ft

Contact Spec Customer Service to railroad fabrics (specify repeat info and yardage requirement will be provided) and for repeats greater than 5" x 5"

## Options

- Specify back in Black RAL 9005, Light Grey RAL 7037 or White RAL 9016
- Specify back panel in Black RAL 9005, Light Grey RAL 7037 or White RAL 9016
- Polyurethane arms available in Black (B) or Sterling Grey (G)
- For Wood Back, specify and add \$112 List
- Antibacterial and antimicrobial fabrics available
- Armless and sled base versions not available



Plastic Back & Plastic Back Panel



Optional Wood Back & Plastic Back Panel



## Urban, Upholstered Seat & Plastic Back – Casters

COM 0.5 yd  
0.5 yd COM per single seat

MODEL	COM	GR1	GR2	GR3	GR4	GR5	GR6
<b>1402-US</b>	<b>696</b>	<b>733</b>	<b>747</b>	<b>770</b>	<b>810</b>	<b>835</b>	<b>876</b>

Dimensions (inches)

seat H	18.0	seat W	18.0	arm H	27.0
total H	32.5	total W	24.0	depth	22.0

Meets BIFMA Seating Durability Test to 500 lbs  
1" extra seat foam, specify and add \$18 List



**1402-US**  
**With arms**  
19 lbs



# URBAN Public Seating - UPHOLSTERED SEAT & PLASTIC BACK

## Stools

### Standard Features

- 0.875" frame
- Upholstered seat and plastic back
- Frame in any Spectone color
- Ships 1/carton 17 cu ft

Contact Spec Customer Service to railroad fabrics (specify repeat info and yardage requirement will be provided) and for repeats greater than 5" x 5"

### Options

- Specify back in Black RAL 9005, Light Grey RAL 7037 or White RAL 9016
- Specify back panel in Black RAL 9005, Light Grey RAL 7037 or White RAL 9016
- Polyurethane arms available in Black (B) or Sterling Grey (G)
- For Wood Back, specify and add \$112 List
- Antibacterial and antimicrobial fabrics available
- Casters, sled base not available
- Other glides may be available for an upcharge - call Customer Service to inquire



Plastic Back & Plastic Back Panel



Optional Wood Back & Plastic Back Panel



## Urban, Upholstered Seat & Plastic Back – Stools

COM 0.5 yd  
0.5 yd COM per single seat

MODEL	COM	GR1	GR2	GR3	GR4	GR5	GR6
1421-US	684	719	732	758	796	822	861
1425-US	684	719	732	758	796	822	861

Dimensions (inches)

seat H	28.0	seat W	18.0	arm H	37.0	total H	43.5
depth	22.0	total W	24.0	total W (no arms)	20.1		

Meets BIFMA Seating Durability Test to 500 lbs  
1" extra seat foam, specify and add \$18 List



1421-US  
With arms  
25 lbs



1425-US  
Without arms  
24 lbs

## Urban, Upholstered Seat & Plastic Back – Midsize Stools

COM 0.75 yd  
0.75 yd COM per single seat

MODEL	COM	GR1	GR2	GR3	GR4	GR5	GR6
1424-US	820	878	899	937	997	1044	1105
1426-US	820	878	899	937	997	1044	1105

Dimensions (inches)

seat H	28.0	seat W	22.0	arm H	37.0	total H	43.5
depth	22.0	total W	27.8	total W (no arms)	24.0		

Meets BIFMA Seating Durability Test to 500 lbs  
1" extra seat foam, specify and add \$28 List



1424-US  
With arms  
27 lbs



1426-US  
Without arms  
26 lbs



# URBAN Public Seating - UPHOLSTERED SEAT & PLASTIC BACK

Easy Access Hip Single Seater

### Standard Features

- 0.875" frame
- Upholstered seat and plastic back
- Frame in any Spectone color
- Ships 1/carton 19 cu ft

Contact Spec Customer Service to railroad fabrics (specify repeat info and yardage requirement will be provided) and for repeats greater than 5" x 5"

### Options

- Specify back in Black RAL 9005, Light Grey RAL 7037 or White RAL 9016
- Specify back panel in Black RAL 9005, Light Grey RAL 7037 or White RAL 9016
- Polyurethane arms available in Black (B) or Sterling Grey (G)
- For Wood Back, specify and add \$112 List
- Antibacterial and antimicrobial fabrics available
- Casters, sled base not available
- Other glides may be available for an upcharge - call Customer Service to inquire



Plastic Back & Plastic Back Panel



Optional Wood Back & Plastic Back Panel



## Urban, Upholstered Seat & Plastic Back – Easy Access Hip Single Seater

COM 0.5 yd  
0.5 yd COM per single seat

MODEL	COM	GR1	GR2	GR3	GR4	GR5	GR6
<b>1421E-US</b>	<b>740</b>	<b>777</b>	<b>787</b>	<b>815</b>	<b>851</b>	<b>879</b>	<b>917</b>

### Dimensions (inches)

seat H	24.0	seat W	18.0	arm H	33.0
total H	38.5	total W	24.0	depth	32.0

Meets BIFMA Seating Durability Test to 500 lbs  
1" extra seat foam, specify and add \$18 List



**1421E-US**  
With arms  
31 lbs

## Urban, Upholstered Seat & Plastic Back – Midsize Easy Access Hip Single Seater

COM 0.75 yd  
0.75 yd COM per single seat

MODEL	COM	GR1	GR2	GR3	GR4	GR5	GR6
<b>1424E-US</b>	<b>877</b>	<b>935</b>	<b>956</b>	<b>995</b>	<b>1054</b>	<b>1099</b>	<b>1162</b>

### Dimensions (inches)

seat H	24.0	seat W	22.0	arm H	33.0
total H	38.5	total W	27.8	depth	32.0

Meets BIFMA Seating Durability Test to 500 lbs  
1" extra seat foam, specify and add \$28 List



**1424E-US**  
With arms  
33 lbs



# URBAN Public Seating - WOOD BACK

## Seat Back Designs

- Backs standard in Natural maple in any of 9 standard stains or stain-to-match at no upcharge

## Custom Seat Back Cut-out

- A one time set up charge of \$333 list applies
- Design should fit within a 5" x 5" space (due to contour of back)
- Shape will be mirrored from the front of the chair

Pick a back design and add the name of the cutout following the model number, e.g. 1401Cityscape

## Custom Seat Back Engraving and Vinyl Decals

- For quantities over 25, add an upcharge of \$68 List/chair
- For quantities under 25, add an upcharge of \$68 List/chair, plus a \$333 List set up fee **per order**

**Engraving:** Please note that inconsistencies in the wood may show after the engraving is completed. When choosing the raw wood, we take extra care to select backs that are similar in graining and color, however, no guarantee can be made. We recommend that an engraved image be stained a darker color to hide possible inconsistencies.

## Urban – Wood Back Designs



Skyscraper



Cityscape



City Block

## Custom Seat Back Cut-out



## Custom Seat Back Engraving



## Custom Seat Back Vinyl Decals\*



\* Available up to 4"x4"  
Maximum of 4 colors per decal  
Vector based files required





# URBAN Public Seating - DOLLY

## Standard Features

- Black finish only
- 2" black swivel casters
- Standard Dolly stacks 8 chairs, 6 if fully upholstered.
- Ships 1/carton 17 cu ft

## Options

- Please specify if Dolly is for chairs with wall-saving frame



## Urban – Dolly

DESCRIPTION	MODEL	PRICE
<b>Standard</b>	<b>1499</b>	<b>436</b>
<b>Midsized 22"</b>	<b>1499M</b>	<b>626</b>

### Dimensions (inches)

<b>Standard</b>		<b>Midsized</b>	
height	36.5	height	36.5
width	21.0	width	23.0
depth	31.0	depth	42.0



**1499**  
**Standard**  
18 lbs



# URBAN Public Seating - CONNECTED

## To order connected Urban Chairs

- Select and price the Urban chair required for your configuration
- Select and price the corner, spacer and end tables required
- Add Urban connecting bars (between chairs only). Do not add connecting bars for tables (they are part of the table)
- Send a drawing with your order or call Spec for assistance

## Urban Tables

- Table top is 3/4" thick
- Self Edge (SE), PVC Flat (PVF) and 2mm (2MM) edges available. PVF and 2MM Bio edges available in 38 solid colors. 2mm PVC edge available in wood grain to match 9 standard stains.
- Select laminate tops from 15 standard laminates or choose any standard Wilsonart, Nevamar, Formica, Arborite and Pionite matte finish laminates at for not extra charge

*Connecting bars and tables can be retrofitted, allowing you to change configurations later or create new configurations from your present Urban chairs.*






*Connecting bars can be added to any Urban chair.*

*Connecting bars and table frame bars are finished in the same color as the color of the chair frames.*

*Connecting bars are fastened to the underside of the Urban chair frame at the front and back.*



## Urban – Connecting Tables

					
DESCRIPTION	<b>Corner Table</b>	<b>Spacer Table</b>	<b>Mini Spacer Table</b>	<b>End Table*</b>	<b>Connecting Bars</b>
MODEL	14RC	14ST	14MT	14ET	14CON
DIMENSIONS (inches)	25 x 25	17 x 17	4.5 x 14.5	17 x 17	N/A
PRICE	<b>448</b>	<b>307</b>	<b>185</b>	<b>320</b>	<b>108</b>

\*End table is handed, provide layout