



Pricing March 1, 2020
Discount 57.7% from List prices



BEHAVIORAL HEALTH & HEAVY DUTY Specialty Seating



PRODUCT CODE

4201M HD

Product Code

Specification

HD: Heavy Duty*



*The code for our heavy duty seating options featured in the pages below is the same as a regular model of the chair you are specifying. By adding the letters "HD" at the end of the product code, it lets us know the product is intended for a behavioral health environment and the features below will automatically be specified.

FEATURES

Tamper-Proof



Weighted



LOCTITE®-secured Glides



Secured Zippers



Springless Seat Cushion




FINISHES

FRAME




Select from one of our 76 standard Spectone colors

FABRIC



Select fabrics from one of our textile partners

ARMS



Black

Sterling Grey

Taupe



Pricing March 1, 2020
Discount 57.7% from List prices



MAS SIN 33721

BEHAVIORAL HEALTH & HEAVY DUTY Specialty Seating

CALVIN HD

Standard Features

- Separate seat and back
- Polyurethane arms
- Fully welded
- Added weight, Sled base
- Frame in any Spectone color
- Injection molded plastic glides secured with LOCTITE®
- Tamperproof hardware
- Ships assembled
- Ships 1/carton 15 cu ft, bariatric ships 1/carton 20 cu ft

Options

- Polyurethane arms are available in Black, Sterling Grey and Taupe (RAL 7006)
- Corian arms available in Antarctica, Bisque, Cameo White, Glacier White, or Linen. Custom colors available, contact Spec for pricing
- CAL 133

Contact Spec Customer Service to railroad fabrics (specify repeat info and yardage requirement will be provided) and for repeats greater than 5" x 5"



Calvin HD Single Seater with arms

COM 1.75 yds
0.75 yd COM per single seat
1.0 yd COM per single back

MODEL	COM	GR 1	GR 2	GR 3	GR 4	GR 5	GR 6
8101MHD	1433	1537	1569	1641	1746	1826	1933

Dimensions (inches)

	seat H	18.0	seat W	21.0	arm H	25.0
total H	33.75	total W	25.0	depth	26.0	

Meets BIFMA Seating Durability Test to 500 lbs per chair
CAL 133, add \$120 List per chair
For Corian arms add suffix C and \$280



8101MHD
64 lbs

Calvin HD Bariatric with arms

COM 3.0 yds
1.5 yd COM per single seat
1.5 yd COM per single back

MODEL	COM	GR 1	GR 2	GR 3	GR 4	GR 5	GR 6
8101GHD	1757	1934	1991	2112	2293	2430	2615

Dimensions (inches)

	seat H	18.0	seat W	30.0	arm H	25.0
total H	33.75	total W	34.0	depth	26.0	

Meets BIFMA Seating Durability Test to 750 lbs per seat
CAL 133, add \$150 List per chair
For Corian arms add suffix C and \$280



8101GHD
74 lbs



Pricing March 1, 2020
Discount 57.7% from List prices



MAS SIN 33721

BEHAVIORAL HEALTH & HEAVY DUTY Specialty Seating COMPANION HD

Standard Features

- Separate seat and back
- Polyurethane arms
- Fully welded 1.75" frame
- Added weight, Sled base
- Frame in any Spectone color
- Steel glides secured with LOCTITE®
- Tamperproof hardware
- Zippered covers glued shut, pulls removed
- Ships assembled
- Medium Back ships 1/carton 15 cu ft

Options

- Polyurethane arms are available in Black, Sterling Grey and Taupe (RAL 7006)
- Floor mounting glides, add \$48 List/chair
- CAL 133

Contact Spec™ Customer Service to railroad fabrics (specify repeat info and yardage requirement will be provided) and for repeats greater than 5" x 5"



Companion HD Medium Back armless – Sled Base

COM 2.0 yds

1.0 yd COM per single seat

1.0 yd COM per single back

MODEL	COM	GR 1	GR 2	GR 3	GR 4	GR 5	GR 6
4101MHD	1284	1399	1435	1514	1627	1714	1830

Dimensions (inches)

seat H	18.0	seat W	21.0				
total H	32.5	total W	25.0	depth	27.0		

Meets BIFMA Seating Durability Test to 500 lbs per chair
CAL 133, add \$108 List per chair



4101MHD
65 lbs

Companion HD Medium Back with arms – Sled Base

COM 2.0 yds

1.0 yd COM per single seat

1.0 yd COM per single back

MODEL	COM	GR 1	GR 2	GR 3	GR 4	GR 5	GR 6
4201MHD	1507	1621	1658	1737	1849	1935	2052

For steel arms add suffix S and \$70

Dimensions (inches)

seat H	18.0	seat W	21.0	arm H	27.0		
total H	32.5	total W	26.0	depth	27.0		

Meets BIFMA Seating Durability Test to 500 lbs per seat
CAL 133, add \$108 List per chair



4201MHD
65 lbs



Pricing March 1, 2020
Discount 57.7% from List prices



MAS SIN 33721

BEHAVIORAL HEALTH & HEAVY DUTY Specialty Seating COMPANION HD

Standard Features

- Separate seat and back
- Polyurethane arms
- Fully welded 1.75" frame
- Added weight, Sled base
- Frame in any Spectone color
- Steel glides secured with LOCTITE®
- Tamperproof hardware
- Zippered covers glued shut, pulls removed
- Ships assembled
- Medium Back ships 1/carton 15 cu ft
- Highback ships 1/carton 19 cu ft

Options

- Polyurethane arms are available in Black, Sterling Grey and Taupe (RAL 7006)
- Floor mounting glides, add \$48 List/chair
- CAL 133

Contact Spec Customer Service to railroad fabrics (specify repeat info and yardage requirement will be provided) and for repeats greater than 5" x 5"



Companion HD Highback with arms – Sled Base

COM 2.25 yds
1.0 yd COM per single seat
1.25 yd COM per single back

MODEL	COM	GR 1	GR 2	GR 3	GR 4	GR 5	GR 6
4201HHD	1567	1692	1737	1820	1948	2043	2169

For steel arms add suffix S and \$70

Dimensions (inches)

seat H	18.0	seat W	21.0	arm H	27.0
total H	45.0	total W	26.0	depth	27.0

Meets BIFMA Seating Durability Test to 500 lbs per seat
CAL 133, add \$134 List per chair



4201HHD
71 lbs

Companion HD Bariatric with arms – Sled Base

COM 3.25 yds
1.5 yd COM per single seat
1.75 yd COM per single back

MODEL	COM	GR 1	GR 2	GR 3	GR 4	GR 5	GR 6
4201GHD	1842	2013	2069	2187	2355	2488	2661

For steel arms add suffix S and \$70

Dimensions (inches)

seat H	18.0	seat W	30.0	arm H	27.0
total H	32.5	total W	35.0	depth	27.0

Meets BIFMA Seating Durability Test to 750 lbs per seat
CAL 133, add \$163 List per chair



4201GHD
78 lbs



BEHAVIORAL HEALTH & HEAVY DUTY Specialty Seating COOPER DWIGHT HD

Standard Features

- Separate seat and back
- Laminate or upholstered side panels on inside and outside of arm in various combinations
- Upholstered side panels can match or contrast seat/back
- Select from 15 standard laminates or choose any standard Wilsonart, Nevamar, Formica, Arborite and Pionite matte finish laminates at no upcharge.
- Fully welded frame with 1.625" steel legs and 1.25" steel tubular sleds
- Frame in any Spectone color
- Steel glides secured with LOCTITE®
- Replaceable seats
- No protruding legs or hardware
- Tamper proof fastenings
- Ships assembled, 1/carton 15 cu ft

Options

- Wood or polyurethane arm caps, in flat (WF or PF) or rounded (WR or PR) profile
- Wood arm caps in Beech, in any of 9 standard stains or stain-to-match at no upcharge
- Round polyurethane arm caps available in Black, Sterling Grey and Taupe (RAL 7006)
- Flat polyurethane arm caps available in Black only
- KYDEX® flat arms available in Black (B) or Taupe RAL 7006 (T) or Sterling Grey (G)
- Floor mounting straps available, call Customer Service
- Additional weight may be available, call Customer Service
- Antibacterial and antimicrobial fabrics available
- Different fabric on seat and back at no upcharge
- CAL 133

Contact Spec™ Customer Service to railroad fabrics (specify repeat info and yardage requirement will be provided) and for repeats greater than 5" x 5"



Cooper Dwight HD Single Seater with arms

COM 1.75 yds

0.75 yd COM per single seat / 1.0 yd COM per single back

MODEL	COM	GR 1	GR 2	GR 3	GR 4	GR 5	GR 6
6101MHD-LL	1376	1478	1512	1583	1688	1770	1876

Side panel – laminated, outside and inside

CAL 133, add \$120 List per chair

COM 2.5 yds

0.75 yd COM per single seat / 1.0 yd COM per single back / 0.375 yd COM per panel

MODEL	COM	GR 1	GR 2	GR 3	GR 4	GR 5	GR 6
6101MHD-LU	1448	1592	1639	1739	1886	1999	2148

Side panel – laminated, outside, upholstered inside

CAL 133, add \$204 List per chair

COM 2.5 yds

0.75 yd COM per single seat / 1.0 yd COM per single back / 0.375 yd COM per panel

MODEL	COM	GR 1	GR 2	GR 3	GR 4	GR 5	GR 6
6101MHD-UL	1448	1592	1639	1739	1886	1999	2148

Side panel – upholstered outside, laminated inside

CAL 133, add \$204 List per chair

COM 3.25 yds

0.75 yd COM per single seat / 1.0 yd COM per single back / 0.75 yd COM per panel

MODEL	COM	GR 1	GR 2	GR 3	GR 4	GR 5	GR 6
6101MHD-UU	1486	1671	1733	1861	2049	2194	2387

Side panel – upholstered, outside and inside

CAL 133, add \$284 List per chair

Dimensions (inches)

seat H	18.0	seat W	21.0	arm H	25.0
total H	33.75	total W	25.25	depth	25.0

For KYDEX® flat arms add suffix K and \$274

Dynamic load tested to 500 lbs per chair



6101MHD-LL
75 lbs



Pricing March 1, 2020
Discount 57.7% from List prices



MAS SIN 33721

BEHAVIORAL HEALTH & HEAVY DUTY Specialty Seating COOPER DWIGHT HD

Standard Features

- Separate seat and back
- Laminate or upholstered side panels on inside and outside of arm in various combinations
- Upholstered side panels can match or contrast seat/back
- Select from 15 standard laminates or choose any standard Wilsonart, Nevamar, Formica, Arborite and Pionite matte finish laminates at no upcharge.
- Fully welded frame with 1.625" steel legs and 1.25" steel tubular sleds
- Frame in any Spectone color
- Steel glides secured with LOCTITE®
- Replaceable seats
- No protruding legs or hardware
- Tamper proof fastenings
- Ships assembled, 1/carton 15 cu ft

Options

- Wood or polyurethane arm caps, in flat (WF or PF) or rounded (WR or PR) profile
- Wood arm caps in Beech, in any of 9 standard stains or stain-to-match at no upcharge
- Round polyurethane arm caps available in Black, Sterling Grey and Taupe (RAL 7006)
- Flat polyurethane arm caps available in Black only
- KYDEX® flat arms available in Black (B) or Taupe RAL 7006 (T) or Sterling Grey (G)
- Floor mounting straps available, call Customer Service
- Additional weight may be available, call Customer Service
- Antibacterial and antimicrobial fabrics available
- Different fabric on seat and back at no upcharge
- CAL 133

Contact Spec Customer Service to railroad fabrics (specify repeat info and yardage requirement will be provided) and for repeats greater than 5" x 5"



Cooper Dwight HD Single Seater with no arms

COM 1.75 yds

0.75 yd COM per single seat / 1.0 yd COM per single back

MODEL	COM	GR 1	GR 2	GR 3	GR 4	GR 5	GR 6
6101MHD-LL-N	1332	1435	1470	1540	1645	1726	1832

Side panel – laminated, outside and inside

CAL 133, add \$120 List per chair

COM 2.5 yds

0.75 yd COM per single seat / 1.0 yd COM per single back / 0.375 yd COM per panel

MODEL	COM	GR 1	GR 2	GR 3	GR 4	GR 5	GR 6
6101MHD-LU-N	1394	1527	1569	1662	1796	1900	2037

Side panel – laminated, outside, upholstered inside

CAL 133, add \$204 List per chair

COM 2.5 yds

0.75 yd COM per single seat / 1.0 yd COM per single back / 0.375 yd COM per panel

MODEL	COM	GR 1	GR 2	GR 3	GR 4	GR 5	GR 6
6101MHD-UL-N	1394	1527	1569	1662	1796	1900	2037

Side panel – upholstered outside, laminated inside

CAL 133, add \$204 List per chair

COM 3.25 yds

0.75 yd COM per single seat / 1.0 yd COM per single back / 0.75 yd COM per panel

MODEL	COM	GR 1	GR 2	GR 3	GR 4	GR 5	GR 6
6101MHD-UU-N	1432	1594	1647	1759	1924	2051	2218

Side panel – upholstered, outside and inside

CAL 133, add \$284 List per chair

Dimensions (inches)

seat H	18.0	seat W	21.0	arm H	20.0
total H	33.75	total W	25.25	depth	25.0

For KYDEX® flat arms add suffix K and \$274

Dynamic load tested to 500 lbs per chair



6101MHD-LL-N
70 lbs



Pricing March 1, 2020
Discount 57.7% from List prices



MAS SIN 33721

BEHAVIORAL HEALTH & HEAVY DUTY Specialty Seating DIGNITY

Standard Features

- Separate seat and back
- Self-skinned polyurethane perimeter arms
- Upholstered side panels can match or contrast seat/back
- Laminate or upholstered side panels on inside and outside of arm
- Select from 15 standard laminates or choose any standard Wilsonart, Nevamar, Formica, Arborite and Pionite matte finish laminates at no upcharge.
- No protruding legs or hardware
- Tamper proof fastenings
- Non-removable steel levelling glides
- Ships assembled
- Ships 1/carton 15 cu ft

Contact Spec Customer Service to railroad fabrics (specify repeat info and yardage requirement will be provided) and for repeats greater than 5" x 5"

Options

- Specify frame finish, Black (B), Sterling Grey (G) or Taupe RAL 7006 (T)
- Add up to 20 lbs of additional weight per seat, add \$162 List per seat
- Non-standard laminates, contact Spec for pricing
- Antibacterial and antimicrobial fabrics available
- Floor mounting straps available, call Customer Service
- Connecting and freestanding tables
- CAL 133
- Elimination of separated seat and back available with either solid or perforated seat pan, call Customer Service



Single Seater with arms

COM 1.75 yds

0.75 yd COM per single seat / 1.0 yd COM per single back

MODEL	COM	GR 1	GR 2	GR 3	GR 4	GR 5	GR 6
4501M-LL	1474	1567	1597	1658	1749	1819	1909

Arm panel – laminated, outside and inside

CAL 133, add \$120 List per chair



4501M
107 lbs

COM 2.75 yds

0.75 yd COM per single seat / 1.0 yd COM per single back / .5 yd COM per panel

MODEL	COM	GR 1	GR 2	GR 3	GR 4	GR 5	GR 6
4501M-LU	1591	1736	1783	1879	2023	2129	2274

Arm panel – laminated, outside, upholstered inside

CAL 133, add \$204 List per chair

COM 2.75 yds

0.75 yd COM per single seat / 1.0 yd COM per single back / .5 yd COM per panel

MODEL	COM	GR 1	GR 2	GR 3	GR 4	GR 5	GR 6
4501M-UL	1591	1736	1783	1879	2023	2129	2274

Arm panel – upholstered outside, laminated inside

CAL 133, add \$204 List per chair

COM 3.75 yds

0.75 yd COM per single seat / 1.0 yd COM per single back / 1.0 yd COM per panel

MODEL	COM	GR 1	GR 2	GR 3	GR 4	GR 5	GR 6
4501M-UU	1707	1904	1968	2100	2293	2442	2637

Arm panel – upholstered, outside and inside

CAL 133, add \$284 List per chair

Dimensions (inches)

seat H	18.0	seat W	23.0	arm H	25.25
total H	32.75	total W	29.0	depth	29.75

Exceeds BIFMA Seating Durability Test to 500 lbs per chair



Pricing March 1, 2020
Discount 57.7% from List prices



MAS SIN 33721

BEHAVIORAL HEALTH & HEAVY DUTY Specialty Seating DIGNITY

Standard Features

- Separate seat and back
- Self-skinned polyurethane perimeter arms
- Upholstered side panels can match or contrast seat/back
- Laminate or upholstered side panels on inside and outside of arm
- Select from 15 standard laminates or choose any standard Wilsonart, Nevamar, Formica, Arborite and Pionite matte finish laminates at no upcharge.
- No protruding legs or hardware
- Tamper proof fastenings
- Non-removable steel levelling glides
- Ships assembled
- Ships 1/carton 26 cu ft

Contact Spec Customer Service to railroad fabrics (specify repeat info and yardage requirement will be provided) and for repeats greater than 5" x 5"

Options

- Specify frame finish, Black (B), Sterling Grey (G) or Taupe RAL 7006 (T)
- Add up to 20 lbs of additional weight per seat, add \$162 List per seat
- Non-standard laminates, contact Spec for pricing
- Antibacterial and antimicrobial fabrics available
- Floor mounting straps available, call Customer Service
- Connecting and freestanding tables
- CAL 133
- Elimination of separated seat and back available with either solid or perforated seat pan, call Customer Service



Two Seater with outside arms

COM 3.5 yds

0.75 yd COM per single seat / 1.0 yd COM per single back

MODEL	COM	GR 1	GR 2	GR 3	GR 4	GR 5	GR 6
4502M-LL	2166	2349	2409	2531	2714	2851	3035

Arm panel – laminated, outside and inside

CAL 133, add \$240 List per two seater

COM 4.5 yds

0.75 yd COM per single seat / 1.0 yd COM per single back / .5 yd COM per panel

MODEL	COM	GR 1	GR 2	GR 3	GR 4	GR 5	GR 6
4502M-LU	2282	2518	2597	2751	2988	3165	3399

Arm panel – laminated, outside, upholstered inside

CAL 133, add \$324 List per two seater

COM 4.5 yds

0.75 yd COM per single seat / 1.0 yd COM per single back / .5 yd COM per panel

MODEL	COM	GR 1	GR 2	GR 3	GR 4	GR 5	GR 6
4502M-UL	2282	2518	2597	2751	2988	3165	3399

Arm panel – upholstered outside, laminated inside

CAL 133, add \$324 List per two seater

COM 5.5 yds

0.75 yd COM per single seat / 1.0 yd COM per single back / 1.0 yd COM per panel

MODEL	COM	GR 1	GR 2	GR 3	GR 4	GR 5	GR 6
4502M-UU	2397	2686	2781	2972	3258	3475	3766

Arm panel – upholstered, outside and inside

CAL 133, add \$408 List per two seater

Dimensions (inches)

seat H	18.0	seat W	46.0	arm H	25.25
total H	32.75	total W	52.0	depth	29.75

Exceeds BIFMA Seating Durability Test to 750 lbs per two seater



4502M
152 lbs



Pricing March 1, 2020
Discount 57.7% from List prices



MAS SIN 33721

BEHAVIORAL HEALTH & HEAVY DUTY Specialty Seating DIGNITY

Standard Features

- Separate seat and back
- Self-skinned polyurethane perimeter arms
- Upholstered side panels can match or contrast seat/back
- Laminate or upholstered side panels on inside and outside of arm
- Select from 15 standard laminates or choose any standard Wilsonart, Nevamar, Formica, Arborite and Pionite matte finish laminates at no upcharge.
- No protruding legs or hardware
- Tamper proof fastenings
- Non-removable steel levelling glides
- Ships assembled
- Ships 1/carton 39 cu ft

Contact Spec Customer Service to railroad fabrics (specify repeat info and yardage requirement will be provided) and for repeats greater than 5" x 5"

Options

- Specify frame finish, Black (B), Sterling Grey (G) or Taupe RAL 7006 (T)
- Add up to 20 lbs of additional weight per seat, add \$162 List per seat
- Non-standard laminates, contact Spec for pricing
- Antibacterial and antimicrobial fabrics available
- Floor mounting straps available, call Customer Service
- Connecting and freestanding tables
- CAL 133
- Elimination of separated seat and back available with either solid or perforated seat pan, call Customer Service



Three Seater with outside arms

COM 5.25 yds

0.75 yd COM per single seat / 1.0 yd COM per single back

MODEL	COM	GR 1	GR 2	GR 3	GR 4	GR 5	GR 6
4503M-LL	2856	3132	3224	3406	3680	3886	4162

Arm panel – laminated, outside and inside

CAL 133, add \$360 List per three seater

COM 6.25 yds

0.75 yd COM per single seat / 1.0 yd COM per single back / .5 yd COM per panel

MODEL	COM	GR 1	GR 2	GR 3	GR 4	GR 5	GR 6
4503M-LU	2971	3300	3408	3628	3953	4197	4526

Arm panel – laminated, outside, upholstered inside

CAL 133, add \$444 List per three seater

COM 6.25 yds

0.75 yd COM per single seat / 1.0 yd COM per single back / .5 yd COM per panel

MODEL	COM	GR 1	GR 2	GR 3	GR 4	GR 5	GR 6
4503M-UL	2971	3300	3408	3628	3953	4197	4526

Arm panel – upholstered outside, laminated inside

CAL 133, add \$444 List per three seater

COM 7.25 yds

0.75 yd COM per single seat / 1.0 yd COM per single back / 1.0 yd COM per panel

MODEL	COM	GR 1	GR 2	GR 3	GR 4	GR 5	GR 6
4503M-UU	3088	3470	3595	3848	4223	4509	4892

Arm panel – upholstered, outside and inside

CAL 133, add \$528 List per three seater

Dimensions (inches)

seat H	18.0	seat W	69.0	arm H	25.25
total H	32.75	total W	75.0	depth	29.75

Exceeds BIFMA Seating Durability Test to 1000 lbs per three seater



4503M
197 lbs



BEHAVIORAL HEALTH & HEAVY DUTY Specialty Seating DIGNITY

Standard Features

- Separate seat and back
- Self-skinned polyurethane perimeter arms
- Upholstered side panels can match or contrast seat/back
- Laminate or upholstered side panels on inside and outside of arm
- Select from 15 standard laminates or choose any standard Wilsonart, Nevamar, Formica, Arborite and Pionite matte finish laminates at no upcharge.
- No protruding legs or hardware
- Tamper proof fastenings
- Non-removable steel levelling glides
- Ships assembled
- Ships 1/carton 20 cu ft

Contact Spec Customer Service to railroad fabrics (specify repeat info and yardage requirement will be provided) and for repeats greater than 5" x 5"

Options

- Specify frame finish, Black (B), Sterling Grey (G) or Taupe RAL 7006 (T)
- Add up to 20 lbs of additional weight per seat, add \$162 List per seat
- Non-standard laminates, contact Spec for pricing
- Antibacterial and antimicrobial fabrics available
- Floor mounting straps available, call Customer Service
- Connecting and freestanding tables
- CAL 133
- Elimination of separated seat and back available with either solid or perforated seat pan, call Customer Service



Bariatric Single Seater with arms

COM 3.25 yds

1.5 yd COM per single seat / 1.75 yd COM per single back

MODEL	COM	GR 1	GR 2	GR 3	GR 4	GR 5	GR 6
4501G-LL	1907	2079	2134	2247	2417	2546	2716

Arm panel – laminated, outside and inside

CAL 133, add \$154 List per chair



4501G
116 lbs

COM 4.25 yds

1.5 yd COM per single seat / 1.75 yd COM per single back / .5 yd COM per panel

MODEL	COM	GR 1	GR 2	GR 3	GR 4	GR 5	GR 6
4501G-LU	2024	2247	2320	2467	2688	2855	3078

Arm panel – laminated, outside, upholstered inside

CAL 133, add \$233 List per chair

COM 4.25 yds

1.5 yd COM per single seat / 1.75 yd COM per single back / .5 yd COM per panel

MODEL	COM	GR 1	GR 2	GR 3	GR 4	GR 5	GR 6
4501G-UL	2024	2247	2320	2467	2688	2855	3078

Arm panel – upholstered outside, laminated inside

CAL 133, add \$233 List per chair

COM 5.25 yds

1.5 yd COM per single seat / 1.75 yd COM per single back / 1.0 yd COM per panel

MODEL	COM	GR 1	GR 2	GR 3	GR 4	GR 5	GR 6
4501G-UU	2140	2416	2506	2688	2963	3170	3447

Arm panel – upholstered, outside and inside

CAL 133, add \$312 List per chair

Dimensions (inches)

seat H	18.0	seat W	30.25	arm H	25.25
total H	32.75	total W	36.25	depth	29.75

Exceeds BIFMA Seating Durability Test to 750 lbs per chair



Pricing March 1, 2020
Discount 57.7% from List prices



MAS SIN 33721

BEHAVIORAL HEALTH & HEAVY DUTY Specialty Seating DIGNITY

Standard Features

- Black finish only
- 6" soft wheel casters
- Standard Dolly holds 1 single seat chair
- Ships 1/carton, 17 cu. ft.
- Ships assembled



Dignity - Dolly

Description	Model	Price	Weight
Single Seat Dolly	DIGN-99	557	12lb

Dimensions (inches)

height	39.0
width	23.0
depth	30.0





BEHAVIORAL HEALTH & HEAVY DUTY Specialty Seating DIGNITY2

Standard Features

- Separate seat and back
- Arm caps available in wood, or polyurethane
- Laminate or upholstered side panels on inside and outside of arm in various combinations
- Upholstered side panels can match or contrast seat/back
- Select from 15 standard laminates or choose any standard Wilsonart, Nevamar, Formica, Arborite and Pionite matte finish laminates at no upcharge.
- Sculpted steel leg in any Spectone finish
- No protruding legs or hardware
- Tamper proof fastenings
- Non-removable steel levelling glides
- Ships assembled
- Ships 1/carton 15 cu ft

Options

- Polyurethane arm caps available in Black (B) or Taupe RAL 7006 (T) or Sterling Grey (G)
- For wood arm caps, select from 9 standard stains, or stain-to-match at no upcharge
- KYDEX® arm caps available in Black (B) or Taupe RAL 7006 (T) or Sterling Grey (G)
- Thermofoil side panels on inside and outside of arm, call Customer Service for pricing and finishes
- Add up to 20 lbs of additional weight per seat, add \$162 List per seat
- Non-standard laminates, contact Spec for pricing
- Antibacterial and antimicrobial fabrics available
- Floor mounting straps available, call Customer Service
- Connecting and freestanding tables
- CAL 133
- Elimination of separated seat and back available with either solid or perforated seat pan, call Customer Service

Contact Spec Customer Service to railroad fabrics (specify repeat info and yardage requirement will be provided) and for repeats greater than 5" x 5"

Single Seater with arms

COM 1.75 yds

0.75 yd COM per single seat / 1.0 yd COM per single back

MODEL	COM	GR 1	GR 2	GR 3	GR 4	GR 5	GR 6
4601M-LL	1474	1567	1597	1658	1749	1819	1909

Side panel – laminated, outside and inside

CAL 133, add \$120 List per chair

COM 2.75 yds

0.75 yd COM per single seat / 1.0 yd COM per single back / .5 yd COM per panel

MODEL	COM	GR 1	GR 2	GR 3	GR 4	GR 5	GR 6
4601M-LU	1591	1736	1783	1879	2023	2129	2274

Side panel – laminated, outside, upholstered inside

CAL 133, add \$204 List per chair

COM 2.75 yds

0.75 yd COM per single seat / 1.0 yd COM per single back / .5 yd COM per panel

MODEL	COM	GR 1	GR 2	GR 3	GR 4	GR 5	GR 6
4601M-UL	1591	1736	1783	1879	2023	2129	2274

Side panel – upholstered outside, laminated inside

CAL 133, add \$204 List per chair

COM 3.75 yds

0.75 yd COM per single seat / 1.0 yd COM per single back / 1.0 yd COM per panel

MODEL	COM	GR 1	GR 2	GR 3	GR 4	GR 5	GR 6
4601M-UU	1707	1904	1968	2100	2293	2442	2637

Side panel – upholstered, outside and inside

CAL 133, add \$284 List per chair

Dimensions (inches)

seat H	18.0	seat W	23.0	arm H	26.0
total H	31.75	total W	28.5	depth	30.0

For KYDEX® arms add suffix K and \$262
Dynamic load tested to 500 lbs per chair



4601M
94 lbs



BEHAVIORAL HEALTH & HEAVY DUTY Specialty Seating DIGNITY2

Standard Features

- Separate seat and back
- Arm caps available in wood, or polyurethane
- Laminate or upholstered side panels on inside and outside of arm in various combinations
- Upholstered side panels can match or contrast seat/back
- Select from 15 standard laminates or choose any standard Wilsonart, Nevamar, Formica, Arborite and Pionite matte finish laminates at no upcharge.
- Sculpted steel leg in any Spectone finish
- No protruding legs or hardware
- Tamper proof fastenings
- Non-removable steel levelling glides
- Ships assembled
- Ships 1/carton 15 cu ft

Options

- Polyurethane arm caps available in Black (B) or Taupe RAL 7006 (T) or Sterling Grey (G)
- For wood arm caps, select from 9 standard stains, or stain-to-match at no upcharge
- KYDEX® arm caps available in Black (B) or Taupe RAL 7006 (T) or Sterling Grey (G)
- Thermofoil side panels on inside and outside of arm, call Customer Service for pricing and finishes
- Add up to 20 lbs of additional weight per seat, add \$162 List per seat
- Non-standard laminates, contact Spec for pricing
- Antibacterial and antimicrobial fabrics available
- Floor mounting straps available, call Customer Service
- Connecting and freestanding tables
- CAL 133
- Elimination of separated seat and back available with either solid or perforated seat pan, call Customer Service

Contact Spec Customer Service to railroad fabrics (specify repeat info and yardage requirement will be provided) and for repeats greater than 5" x 5"



Two Seater with outside arms

COM 3.5 yds
0.75 yd COM per single seat / 1.0 yd COM per single back

MODEL	COM	GR 1	GR 2	GR 3	GR 4	GR 5	GR 6
4602M-LL	2166	2349	2409	2531	2714	2851	3035

Side panel – laminated, outside and inside
CAL 133, add \$240 List per two seater



4602M
148 lbs

COM 4.5 yds
0.75 yd COM per single seat / 1.0 yd COM per single back / .5 yd COM per panel

MODEL	COM	GR 1	GR 2	GR 3	GR 4	GR 5	GR 6
4602M-UL	2282	2518	2597	2751	2988	3165	3399

Side panel – laminated, outside, upholstered inside
CAL 133, add \$324 List per two seater

COM 4.5 yds
0.75 yd COM per single seat / 1.0 yd COM per single back / .5 yd COM per panel

MODEL	COM	GR 1	GR 2	GR 3	GR 4	GR 5	GR 6
4602M-UL	2282	2518	2597	2751	2988	3165	3399

Side panel – upholstered outside, laminated inside
CAL 133, add \$324 List per two seater

COM 5.5 yds
0.75 yd COM per single seat / 1.0 yd COM per single back / 1.0 yd COM per panel

MODEL	COM	GR 1	GR 2	GR 3	GR 4	GR 5	GR 6
4602M-UU	2397	2686	2781	2972	3258	3475	3766

Side panel – upholstered, outside and inside
CAL 133, add \$408 List per two seater

Dimensions (inches)

seat H	18.0	seat W	45.5	arm H	26.0
total H	31.75	total W	51.0	depth	30.0

For KYDEX® arms add suffix K and \$262
Dynamic load tested to 750 lbs per two seater



BEHAVIORAL HEALTH & HEAVY DUTY Specialty Seating DIGNITY2

Standard Features

- Separate seat and back
- Arm caps available in wood, or polyurethane
- Laminate or upholstered side panels on inside and outside of arm in various combinations
- Upholstered side panels can match or contrast seat/back
- Select from 15 standard laminates or choose any standard Wilsonart, Nevamar, Formica, Arborite and Pionite matte finish laminates at no upcharge.
- Sculpted steel leg in any Spectone finish
- No protruding legs or hardware
- Tamper proof fastenings
- Non-removable steel levelling glides
- Ships assembled
- Ships 1/carton 15 cu ft

Options

- Polyurethane arm caps available in Black (B) or Taupe RAL 7006 (T) or Sterling Grey (G)
- For wood arm caps, select from 9 standard stains, or stain-to-match at no upcharge
- KYDEX® arm caps available in Black (B) or Taupe RAL 7006 (T) or Sterling Grey (G)
- Thermofoil side panels on inside and outside of arm, call Customer Service for pricing and finishes
- Add up to 20 lbs of additional weight per seat, add \$162 List per seat
- Non-standard laminates, contact Spec for pricing
- Antibacterial and antimicrobial fabrics available
- Floor mounting straps available, call Customer Service
- Connecting and freestanding tables
- CAL 133
- Elimination of separated seat and back available with either solid or perforated seat pan, call Customer Service

Contact Spec Customer Service to railroad fabrics (specify repeat info and yardage requirement will be provided) and for repeats greater than 5" x 5"

Three Seater with outside arms

COM 5.25 yds

0.75 yd COM per single seat / 1.0 yd COM per single back

MODEL	COM	GR 1	GR 2	GR 3	GR 4	GR 5	GR 6
4603M-LL	2856	3132	3224	3406	3680	3886	4162

Side panel – laminated, outside and inside

CAL 133, add \$360 List per three seater

COM 6.25 yds

0.75 yd COM per single seat / 1.0 yd COM per single back / .5 yd COM per panel

MODEL	COM	GR 1	GR 2	GR 3	GR 4	GR 5	GR 6
4603M-LU	2971	3300	3408	3628	3953	4197	4526

Side panel – laminated, outside, upholstered inside

CAL 133, add \$444 List per three seater

COM 6.25 yds

0.75 yd COM per single seat / 1.0 yd COM per single back / .5 yd COM per panel

MODEL	COM	GR 1	GR 2	GR 3	GR 4	GR 5	GR 6
4603M-UL	2971	3300	3408	3628	3953	4197	4526

Side panel – upholstered outside, laminated inside

CAL 133, add \$444 List per three seater

COM 7.25 yds

0.75 yd COM per single seat / 1.0 yd COM per single back / 1.0 yd COM per panel

MODEL	COM	GR 1	GR 2	GR 3	GR 4	GR 5	GR 6
4603M-UU	3088	3470	3595	3848	4223	4509	4892

Side panel – upholstered, outside and inside

CAL 133, add \$528 List per three seater

Dimensions (inches)

seat H	18.0	seat W	68.0	arm H	26.0
total H	31.75	total W	74.0	depth	30.0

For KYDEX® arms add suffix K and \$262
Dynamic load tested to 1000 lbs per three seater



4603M
203 lbs



Pricing March 1, 2020
Discount 57.7% from List prices



MAS SIN 33721

BEHAVIORAL HEALTH & HEAVY DUTY Specialty Seating DIGNITY2

Standard Features

- Separate seat and back
- Arm caps available in wood, or polyurethane
- Laminate or upholstered side panels on inside and outside of arm in various combinations
- Upholstered side panels can match or contrast seat/back
- Select from 15 standard laminates or choose any standard Wilsonart, Nevamar, Formica, Arborite and Pionite matte finish laminates at no upcharge.
- Sculpted steel leg in any Spectone finish
- No protruding legs or hardware
- Tamper proof fastenings
- Non-removable steel levelling glides
- Ships assembled
- Ships 1/carton 15 cu ft

Options

- Polyurethane arm caps available in Black (B) or Taupe RAL 7006 (T) or Sterling Grey (G)
- For wood arm caps, select from 9 standard stains, or stain-to-match at no upcharge
- KYDEX® arm caps available in Black (B) or Taupe RAL 7006 (T) or Sterling Grey (G)
- Thermofoil side panels on inside and outside of arm, call Customer Service for pricing and finishes
- Add up to 20 lbs of additional weight per seat, add \$162 List per seat
- Non-standard laminates, contact Spec for pricing
- Antibacterial and antimicrobial fabrics available
- Floor mounting straps available, call Customer Service
- Connecting and freestanding tables
- CAL 133
- Elimination of separated seat and back available with either solid or perforated seat pan, call Customer Service

Contact Spec Customer Service to railroad fabrics (specify repeat info and yardage requirement will be provided) and for repeats greater than 5" x 5"

Bariatric Single Seater with arms

COM 3.25 yds

1.5 yd COM per single seat / 1.75 yd COM per single back

MODEL	COM	GR 1	GR 2	GR 3	GR 4	GR 5	GR 6
4601G-LL	1907	2079	2134	2247	2417	2546	2716

Side panel – laminated, outside and inside

CAL 133, add \$154 List per chair

COM 4.25 yds

1.5 yd COM per single seat / 1.75 yd COM per single back / .5 yd COM per panel

MODEL	COM	GR 1	GR 2	GR 3	GR 4	GR 5	GR 6
4601G-LU	2024	2247	2320	2467	2688	2855	3078

Side panel – laminated, outside, upholstered inside

CAL 133, add \$233 List per chair

COM 4.25 yds

1.5 yd COM per single seat / 1.75 yd COM per single back / .5 yd COM per panel

MODEL	COM	GR 1	GR 2	GR 3	GR 4	GR 5	GR 6
4601G-UL	2024	2247	2320	2467	2688	2855	3078

Side panel – upholstered outside, laminated inside

CAL 133, add \$233 List per chair

COM 5.25 yds

1.5 yd COM per single seat / 1.75 yd COM per single back / 1.0 yd COM per panel

MODEL	COM	GR 1	GR 2	GR 3	GR 4	GR 5	GR 6
4601G-UU	2140	2416	2506	2688	2963	3170	3447

Side panel – upholstered, outside and inside

CAL 133, add \$312 List per chair

Dimensions (inches)

seat H	18.0	seat W	31.0	arm H	26.0
total H	31.75	total W	36.5	depth	30.0

For KYDEX® arms add suffix K and \$262
Dynamic load tested to 750 lbs per chair



4601G
112 lbs



BEHAVIORAL HEALTH & HEAVY DUTY Specialty Seating DIGNITY2

Standard Features

- Separate seat and back
- Arm caps available in wood, or polyurethane
- Laminate or upholstered side panels on inside and outside of arm in various combinations
- Upholstered side panels can match or contrast seat/back
- Select from 15 standard laminates or choose any standard Wilsonart, Nevamar, Formica, Arborite and Pionite matte finish laminates at no upcharge.
- Sculpted steel leg in any Spectone finish
- No protruding legs or hardware
- Tamper proof fastenings
- Non-removable steel levelling glides
- Ships assembled
- Ships 1/carton 15 cu ft

Options

- Polyurethane arm caps available in Black (B) or Taupe RAL 7006 (T) or Sterling Grey (G)
- For wood arm caps, select from 9 standard stains, or stain-to-match at no upcharge
- KYDEX® arm caps available in Black (B) or Taupe RAL 7006 (T) or Sterling Grey (G)
- Thermofoil side panels on inside and outside of arm, call Customer Service for pricing and finishes
- Add up to 20 lbs of additional weight per seat, add \$162 List per seat
- Non-standard laminates, contact Spec for pricing
- Antibacterial and antimicrobial fabrics available
- Floor mounting straps available, call Customer Service
- Connecting and freestanding tables
- CAL 133
- Elimination of separated seat and back available with either solid or perforated seat pan, call Customer Service

Contact Spec Customer Service to railroad fabrics (specify repeat info and yardage requirement will be provided) and for repeats greater than 5" x 5"

Single Seater with no arms

COM 1.75 yds

0.75 yd COM per single seat / 1.0 yd COM per single back

MODEL	COM	GR 1	GR 2	GR 3	GR 4	GR 5	GR 6
4601M-LL-N	1453	1544	1575	1636	1727	1796	1889

Side panel – laminated, outside and inside
CAL 133, add \$120 List per chair

COM 2.75 yds

0.75 yd COM per single seat / 1.0 yd COM per single back / .5 yd COM per panel

MODEL	COM	GR 1	GR 2	GR 3	GR 4	GR 5	GR 6
4601M-LU-N	1568	1713	1760	1856	2001	2107	2251

Side panel – laminated, outside, upholstered inside
CAL 133, add \$204 List per chair

COM 2.75 yds

0.75 yd COM per single seat / 1.0 yd COM per single back / .5 yd COM per panel

MODEL	COM	GR 1	GR 2	GR 3	GR 4	GR 5	GR 6
4601M-UL-N	1568	1713	1760	1856	2001	2107	2251

Side panel – upholstered outside, laminated inside
CAL 133, add \$204 List per chair

COM 3.75 yds

0.75 yd COM per single seat / 1.0 yd COM per single back / 1.0 yd COM per panel

MODEL	COM	GR 1	GR 2	GR 3	GR 4	GR 5	GR 6
4601M-UU-N	1684	1882	1947	2077	2272	2419	2616

Side panel – upholstered, outside and inside
CAL 133, add \$284 List per chair

Dimensions (inches)

seat H	18.0	seat W	23.0	arm H	17.5
total H	31.75	total W	28.5	depth	30.0

For KYDEX® arms add suffix K and \$262
Dynamic load tested to 500 lbs per chair



4601M-N
90 lbs



BEHAVIORAL HEALTH & HEAVY DUTY Specialty Seating DIGNITY2

Standard Features

- Separate seat and back
- Arm caps available in wood, or polyurethane
- Laminate or upholstered side panels on inside and outside of arm in various combinations
- Upholstered side panels can match or contrast seat/back
- Select from 15 standard laminates or choose any standard Wilsonart, Nevamar, Formica, Arborite and Pionite matte finish laminates at no upcharge.
- Sculpted steel leg in any Spectone finish
- No protruding legs or hardware
- Tamper proof fastenings
- Non-removable steel levelling glides
- Ships assembled
- Ships 1/carton 15 cu ft

Options

- Polyurethane arm caps available in Black (B) or Taupe RAL 7006 (T) or Sterling Grey (G)
- For wood arm caps, select from 9 standard stains, or stain-to-match at no upcharge
- KYDEX® arm caps available in Black (B) or Taupe RAL 7006 (T) or Sterling Grey (G)
- Thermofoil side panels on inside and outside of arm, call Customer Service for pricing and finishes
- Add up to 20 lbs of additional weight per seat, add \$162 List per seat
- Non-standard laminates, contact Spec for pricing
- Antibacterial and antimicrobial fabrics available
- Floor mounting straps available, call Customer Service
- Connecting and freestanding tables
- CAL 133
- Elimination of separated seat and back available with either solid or perforated seat pan, call Customer Service

Contact Spec Customer Service to railroad fabrics (specify repeat info and yardage requirement will be provided) and for repeats greater than 5" x 5"

Two Seater with no arms

COM 3.5 yds
0.75 yd COM per single seat / 1.0 yd COM per single back

MODEL	COM	GR 1	GR 2	GR 3	GR 4	GR 5	GR 6
4602M-LL-N	2142	2328	2388	2510	2690	2829	3012

Side panel – laminated, outside and inside
CAL 133, add \$240 List per two seater

COM 4.5 yds
0.75 yd COM per single seat / 1.0 yd COM per single back / .5 yd COM per panel

MODEL	COM	GR 1	GR 2	GR 3	GR 4	GR 5	GR 6
4602M-LU-N	2259	2496	2573	2729	2964	3142	3378

Side panel – laminated, outside, upholstered inside
CAL 133, add \$324 List per two seater

COM 4.5 yds
0.75 yd COM per single seat / 1.0 yd COM per single back / .5 yd COM per panel

MODEL	COM	GR 1	GR 2	GR 3	GR 4	GR 5	GR 6
4602M-UL-N	2259	2496	2573	2729	2964	3142	3378

Side panel – upholstered outside, laminated inside
CAL 133, add \$324 List per two seater

COM 5.5 yds
0.75 yd COM per single seat / 1.0 yd COM per single back / 1.0 yd COM per panel

MODEL	COM	GR 1	GR 2	GR 3	GR 4	GR 5	GR 6
4602M-UU-N	2375	2666	2759	2952	3236	3453	3744

Side panel – upholstered, outside and inside
CAL 133, add \$408 List per two seater

Dimensions (inches)

seat H	18.0	seat W	45.0	arm H	17.5
total H	31.75	total W	51.0	depth	30.0

For KYDEX® arms add suffix K and \$262
Dynamic load tested to 750 lbs per two seater



4602M-N
144 lbs



Pricing March 1, 2020
Discount 57.7% from List prices



MAS SIN 33721

BEHAVIORAL HEALTH & HEAVY DUTY Specialty Seating DIGNITY2

Standard Features

- Separate seat and back
- Arm caps available in wood, or polyurethane
- Laminate or upholstered side panels on inside and outside of arm in various combinations
- Upholstered side panels can match or contrast seat/back
- Select from 15 standard laminates or choose any standard Wilsonart, Nevamar, Formica, Arborite and Pionite matte finish laminates at no upcharge.
- Sculpted steel leg in any Spectone finish
- No protruding legs or hardware
- Tamper proof fastenings
- Non-removable steel levelling glides
- Ships assembled
- Ships 1/carton 15 cu ft

Options

- Polyurethane arm caps available in Black (B) or Taupe RAL 7006 (T) or Sterling Grey (G)
- For wood arm caps, select from 9 standard stains, or stain-to-match at no upcharge
- KYDEX® arm caps available in Black (B) or Taupe RAL 7006 (T) or Sterling Grey (G)
- Thermofoil side panels on inside and outside of arm, call Customer Service for pricing and finishes
- Add up to 20 lbs of additional weight per seat, add \$162 List per seat
- Non-standard laminates, contact Spec for pricing
- Antibacterial and antimicrobial fabrics available
- Floor mounting straps available, call Customer Service
- Connecting and freestanding tables
- CAL 133
- Elimination of separated seat and back available with either solid or perforated seat pan, call Customer Service

Contact Spec Customer Service to railroad fabrics (specify repeat info and yardage requirement will be provided) and for repeats greater than 5" x 5"

Three Seater with no arms

COM 5.25 yds

0.75 yd COM per single seat / 1.0 yd COM per single back

MODEL	COM	GR 1	GR 2	GR 3	GR 4	GR 5	GR 6
4603M-LL-N	2834	3111	3202	3385	3658	3864	4139

Side panel – laminated, outside and inside

CAL 133, add \$360 List per three seater

COM 6.25 yds

0.75 yd COM per single seat / 1.0 yd COM per single back / .5 yd COM per panel

MODEL	COM	GR 1	GR 2	GR 3	GR 4	GR 5	GR 6
4603M-LU-N	2950	3279	3387	3606	3931	4175	4503

Side panel – laminated, outside, upholstered inside

CAL 133, add \$444 List per three seater

COM 6.25 yds

0.75 yd COM per single seat / 1.0 yd COM per single back / .5 yd COM per panel

MODEL	COM	GR 1	GR 2	GR 3	GR 4	GR 5	GR 6
4603M-UL-N	2950	3279	3387	3606	3931	4175	4503

Side panel – upholstered outside, laminated inside

CAL 133, add \$444 List per three seater

COM 7.25 yds

0.75 yd COM per single seat / 1.0 yd COM per single back / 1.0 yd COM per panel

MODEL	COM	GR 1	GR 2	GR 3	GR 4	GR 5	GR 6
4603M-UU-N	3066	3449	3571	3826	4202	4488	4868

Side panel – upholstered, outside and inside

CAL 133, add \$528 List per three seater

Dimensions (inches)

seat H	18.0	seat W	68.0	arm H	17.5
total H	31.75	total W	74.0	depth	30.0

For KYDEX® arms add suffix K and \$262

Dynamic load tested to 1000 lbs per three seater



4603M-N
199 lbs



BEHAVIORAL HEALTH & HEAVY DUTY Specialty Seating DIGNITY2

Standard Features

- Separate seat and back
- Arm caps available in wood, or polyurethane
- Laminate or upholstered side panels on inside and outside of arm in various combinations
- Upholstered side panels can match or contrast seat/back
- Select from 15 standard laminates or choose any standard Wilsonart, Nevamar, Formica, Arborite and Pionite matte finish laminates at no upcharge.
- Sculpted steel leg in any Spectone finish
- No protruding legs or hardware
- Tamper proof fastenings
- Non-removable steel levelling glides
- Ships assembled
- Ships 1/carton 15 cu ft

Options

- Polyurethane arm caps available in Black (B) or Taupe RAL 7006 (T) or Sterling Grey (G)
- For wood arm caps, select from 9 standard stains, or stain-to-match at no upcharge
- KYDEX® arm caps available in Black (B) or Taupe RAL 7006 (T) or Sterling Grey (G)
- Thermofoil side panels on inside and outside of arm, call Customer Service for pricing and finishes
- Add up to 20 lbs of additional weight per seat, add \$162 List per seat
- Non-standard laminates, contact Spec for pricing
- Antibacterial and antimicrobial fabrics available
- Floor mounting straps available, call Customer Service
- Connecting and freestanding tables
- CAL 133
- Elimination of separated seat and back available with either solid or perforated seat pan, call Customer Service

Contact Spec Customer Service to railroad fabrics (specify repeat info and yardage requirement will be provided) and for repeats greater than 5" x 5"

Bariatric Single Seater with no arms

COM 3.25 yds
1.5 yd COM per single seat / 1.75 yd COM per single back

MODEL	COM	GR 1	GR 2	GR 3	GR 4	GR 5	GR 6
4601G-LL-N	1887	2058	2112	2226	2395	2523	2693

Side panel – laminated, outside and inside
CAL 133, add \$154 List per chair



4601G-N
108 lbs

COM 4.25 yds
1.5 yd COM per single seat / 1.75 yd COM per single back / .5 yd COM per panel

MODEL	COM	GR 1	GR 2	GR 3	GR 4	GR 5	GR 6
4601G-LU-N	2002	2226	2297	2445	2668	2833	3058

Side panel – laminated, outside, upholstered inside
CAL 133, add \$233 List per chair

COM 4.25 yds
1.5 yd COM per single seat / 1.75 yd COM per single back / .5 yd COM per panel

MODEL	COM	GR 1	GR 2	GR 3	GR 4	GR 5	GR 6
4601G-UL-N	2002	2226	2297	2445	2668	2833	3058

Side panel – upholstered outside, laminated inside
CAL 133, add \$233 List per chair

COM 5.25 yds
1.5 yd COM per single seat / 1.75 yd COM per single back / 1.0 yd COM per panel

MODEL	COM	GR 1	GR 2	GR 3	GR 4	GR 5	GR 6
4601G-UU-N	2118	2394	2485	2668	2941	3147	3424

Side panel – upholstered, outside and inside
CAL 133, add \$312 List per chair

Dimensions (inches)

seat H	18.0	seat W	31.0	arm H	17.5
total H	31.75	total W	36.5	depth	30.0

For KYDEX® arms add suffix K and \$262
Dynamic load tested to 750 lbs per chair



Pricing March 1, 2020
Discount 57.7% from List prices



MAS SIN 33721

BEHAVIORAL HEALTH & HEAVY DUTY Specialty Seating DIGNITY2

Standard Features

- Separate seat and back
- Arm caps available in wood, or polyurethane
- Laminate or upholstered side panels on inside and outside of arm in various combinations
- Upholstered side panels can match or contrast seat/back
- Select from 15 standard laminates or choose any standard Wilsonart, Nevamar, Formica, Arborite and Pionite matte finish laminates at no upcharge.
- Sculpted steel leg in any Spectone finish
- No protruding legs or hardware
- Tamper proof fastenings
- Non-removable steel levelling glides
- Ships assembled
- Ships 1/carton 15 cu ft

Options

- Polyurethane arm caps available in Black (B) or Taupe RAL 7006 (T) or Sterling Grey (G)
- For wood arm caps, select from 9 standard stains, or stain-to-match at no upcharge
- KYDEX® end and polyurethane middle arm caps available in Black (B), Taupe RAL 7006 (T), or Sterling Grey (G).
- Thermofoil side panels on inside and outside of arm, call Customer Service for pricing and finishes
- Add up to 20 lbs of additional weight per seat, add \$162 List per seat
- Non-standard laminates, contact Spec for pricing
- Antibacterial and antimicrobial fabrics available
- Floor mounting straps available, call Customer Service
- Connecting and freestanding tables
- CAL 133
- Elimination of separated seat and back available with either solid or perforated seat pan, call Customer Service

Contact Spec Customer Service to railroad fabrics (specify repeat info and yardage requirement will be provided) and for repeats greater than 5" x 5"

Two Seater with half arms

COM 3.5 yds

0.75 yd COM per single seat / 1.0 yd COM per single back

MODEL	COM	GR 1	GR 2	GR 3	GR 4	GR 5	GR 6
4612M-LL	2582	2768	2830	2950	3134	3271	3454

Side panel – laminated, outside and inside

CAL 133, add \$240 List per two seater

COM 5.0 yds

0.75 yd COM per single seat / 1.0 yd COM per single back / .5 yd COM per panel

MODEL	COM	GR 1	GR 2	GR 3	GR 4	GR 5	GR 6
4612M-LU	2699	2961	3050	3223	3486	3680	3942

Side panel – laminated outside, upholstered inside, half arms will be upholstered

CAL 133, add \$576 List per two seater

COM 4.5 yds

0.75 yd COM per single seat / 1.0 yd COM per single back / .5 yd COM per panel

MODEL	COM	GR 1	GR 2	GR 3	GR 4	GR 5	GR 6
4612M-UL	2699	2961	3050	3223	3486	3680	3942

Side panel – upholstered outside, laminated inside, half arms will be laminated

CAL 133, add \$576 List per two seater

COM 6.0 yds

0.75 yd COM per single seat / 1.0 yd COM per single back / 1.0 yd COM per panel

MODEL	COM	GR 1	GR 2	GR 3	GR 4	GR 5	GR 6
4612M-UU	2816	3129	3236	3443	3758	3993	4307

Side panel – upholstered, outside and inside

CAL 133, add \$828 List per two seater

Dimensions (inches)

seat H	18.0	seat W	48.0	arm H	26.0
total H	31.75	total W	54.0	depth	30.0

For KYDEX® arms add suffix K and \$393
Dynamic load tested to 750 lbs per two seater



4612M
153 lbs



Pricing March 1, 2020
Discount 57.7% from List prices



MAS SIN 33721

BEHAVIORAL HEALTH & HEAVY DUTY Specialty Seating DIGNITY2

Standard Features

- Separate seat and back
- Arm caps available in wood, or polyurethane
- Laminate or upholstered side panels on inside and outside of arm in various combinations
- Upholstered side panels can match or contrast seat/back
- Select from 15 standard laminates or choose any standard Wilsonart, Nevamar, Formica, Arborite and Pionite matte finish laminates at no upcharge.
- Sculpted steel leg in any Spectone finish
- No protruding legs or hardware
- Tamper proof fastenings
- Non-removable steel levelling glides
- Ships assembled
- Ships 1/carton 15 cu ft

Options

- Polyurethane arm caps available in Black (B) or Taupe RAL 7006 (T) or Sterling Grey (G)
- For wood arm caps, select from 9 standard stains, or stain-to-match at no upcharge
- KYDEX® end and polyurethane middle arm caps available in Black (B), Taupe RAL 7006 (T), or Sterling Grey (G).
- Thermofoil side panels on inside and outside of arm, call Customer Service for pricing and finishes
- Add up to 20 lbs of additional weight per seat, add \$162 List per seat
- Non-standard laminates, contact Spec for pricing
- Antibacterial and antimicrobial fabrics available
- Floor mounting straps available, call Customer Service
- Connecting and freestanding tables
- CAL 133
- Elimination of separated seat and back available with either solid or perforated seat pan, call Customer Service

Contact Spec Customer Service to railroad fabrics (specify repeat info and yardage requirement will be provided) and for repeats greater than 5" x 5"

Three Seater with half arms

COM 5.25 yds

0.75 yd COM per single seat / 1.0 yd COM per single back

MODEL	COM	GR 1	GR 2	GR 3	GR 4	GR 5	GR 6
4613M-LL	3692	3968	4061	4243	4518	4722	4997

Side panel – laminated, outside and inside

CAL 133, add \$360 List per three seater

COM 7.25 yds

0.75 yd COM per single seat / 1.0 yd COM per single back / .5 yd COM per panel

MODEL	COM	GR 1	GR 2	GR 3	GR 4	GR 5	GR 6
4613M-LU	3808	4188	4317	4569	4948	5230	5611

Side panel – laminated outside, upholstered inside, half arms will be upholstered

CAL 133, add \$780 List per three seater

COM 6.25 yds

0.75 yd COM per single seat / 1.0 yd COM per single back / .5 yd COM per panel

MODEL	COM	GR 1	GR 2	GR 3	GR 4	GR 5	GR 6
4613M-UL	3808	4188	4317	4569	4948	5230	5611

Side panel – upholstered outside, laminated inside, half arms will be laminated

CAL 133, add \$780 List per three seater

COM 8.25 yds

0.75 yd COM per single seat / 1.0 yd COM per single back / 1.0 yd COM per panel

MODEL	COM	GR 1	GR 2	GR 3	GR 4	GR 5	GR 6
4613M-UU	3924	4357	4503	4789	5221	5541	5974

Side panel – upholstered, outside and inside

CAL 133, add \$1032 List per three seater

Dimensions (inches)

seat H	18.0	seat W	75.0	arm H	26.0
total H	31.75	total W	80.5	depth	30.0

For KYDEX® arms add suffix K and \$524

Dynamic load tested to 1000 lbs per three seater



4613M
209 lbs



Pricing March 1, 2020
Discount 57.7% from List prices



MAS SIN 33721

BEHAVIORAL HEALTH & HEAVY DUTY Specialty Seating DIGNITY2

Standard Features

- Tamper proof fastenings

To order full panel side panels, add ZC-LL, or ZC-U to model number, e.g. 4601M-ZC-LL

To order wall-saving side panels, add WS-LL or WS-U to the model number, e.g. 4601M-WS-U

Pricing is for entire chair (2 end side panels).

Contact Spec Customer Service to railroad fabrics (specify repeat info and yardage requirement will be provided) and for repeats greater than 5" x 5"

Options

- Thermofoil side panels on inside and outside of arm, call Customer Service for pricing and finishes
- Floor mounting straps available, call Customer Service



Extended Side Panels

Laminate Panels Inside & Outside

MODEL	LIST
ZC-LL	85

Laminate & Upholstered Combination Panels

COM 0.5 yd per panel

MODEL	COM	GR 1	GR 2	GR 3	GR 4	GR 5	GR 6
ZC-LU	85	96	99	105	114	122	132
ZC-UL	85	96	99	105	114	122	132

Fully Upholstered Panels

COM 1.5 yd per panel

MODEL	COM	GR 1	GR 2	GR 3	GR 4	GR 5	GR 6
ZC-U	85	96	99	105	114	122	132



Side panel extended to floor

Wall-Saving Side Panels

Laminate Panels Inside & Outside

MODEL	LIST
WS-LL	138

Laminate & Upholstered Combination Panels

COM 1.0 yd per panel

MODEL	COM	GR 1	GR 2	GR 3	GR 4	GR 5	GR 6
WS-LU	138	269	305	367	476	555	634
WS-UL	138	269	305	367	476	555	634

Fully Upholstered Panels

COM 2.0 yd per panel

MODEL	COM	GR 1	GR 2	GR 3	GR 4	GR 5	GR 6
WS-U	138	269	305	367	476	555	634



Wall-saving side panels



Pricing March 1, 2020
Discount 57.7% from List prices



MAS SIN 33721

BEHAVIORAL HEALTH & HEAVY DUTY Specialty Seating DIGNITY2

Standard Features

- Black finish only
- 6" soft wheel casters
- Standard Dolly holds 1 single seat chair
- Ships 1/carton, 17 cu. ft.
- Ships assembled



Dignity2 - Dolly

Description	Model	Price	Weight
Single Seat Dolly	DIGN-99	557	12lb

Dimensions (inches)

height	39.0
width	23.0
depth	30.0





Pricing March 1, 2020
Discount 57.7% from List prices



MAS SIN 33721

BEHAVIORAL HEALTH & HEAVY DUTY Specialty Seating HARDI

Standard Features

- Single roto-molded design
- CAL 133 compliant
- Select from 6 standard colors, which have been selected from our palette of standard Spectone finishes
- No protruding legs or hardware
- Standard without glides
- Dining ships 1/carton 14 cu ft, Lounge ships 1/carton 16 cu ft
- Removable threaded cap is fastened with tamperproof fasteners. Sand (not included) can be added on site for additional weight and ballast utilizing the plastic bag from packaging. Contact Customer Service for more information



Options

- Four nickel-plated non-removable nylon glides secured with LOCTITE®, add \$20 List
- Ganging is available. Please specify a set of nickel-plated non-removable nylon glides secured with LOCTITE for each chair that you want to gang together (\$20 List per chair), and add Q-1 ganging kits (\$36 List). In other words, to gang 9 chairs together, please order 9 sets of glides and 8 ganging kits.
- Floor mounting is available. Please specify a set of nickel-plated non-removable nylon glides secured with LOCTITE for each chair that you want to mount to the floor (\$20 List per chair), and add the same amount of floor mounting kits (\$36 List). In other words, to floor mount 9 chairs, please order 9 sets of glides and 9 floor mounting kits.



Dining

MODEL	Price
8701	584
8708	659

Dimensions (inches)

seat H	18.0	seat W	20.0	arm H	26.0	total H	33.0
depth	24.0	total W (no arms)	22.0	total W (arms)	24.0		

Meets BIFMA Seating Durability Test to 500 lbs



8701
Without arms
23 lbs



8708
With arms
28 lbs

Lounge

MODEL	Price
8801	631
8808	738

Dimensions (inches)

seat H	17.25	seat W	23.0	arm H	25.0	total H	29.50
depth	27.0	total W (no arms)	26.0	total W (arms)	27.0		

Meets BIFMA Seating Durability Test to 500 lbs



8801
Without arms
25 lbs



8808
With arms
31 lbs



Shipping Jan 1, 2021

BEHAVIORAL HEALTH & HEAVY DUTY Specialty Seating **NEW**

HARDI

Standard Features

- Single roto-molded design
- Select from 6 standard colors, which have been selected from our palette of standard Spectone finishes
- No protruding legs or hardware
- Standard without glides
- Dining ships 1/carton 14 cu ft, Lounge ships 1/carton 16 cu ft
- Removable threaded cap is fastened with tamperproof fasteners. Sand (not included) can be added on site for additional weight and ballast utilizing the plastic bag from packaging. Contact Customer Service for more information



Options

- Four nickel-plated non-removable nylon glides secured with LOCTITE®, add \$20 List
- Ganging is available. Please specify a set of nickel-plated non-removable nylon glides secured with LOCTITE for each chair that you want to gang together (\$20 List per chair), and add Q-1 ganging kits (\$36 List). In other words, to gang 9 chairs together, please order 9 sets of glides and 8 ganging kits.
- Floor mounting is available. Please specify a set of nickel-plated non-removable nylon glides secured with LOCTITE for each chair that you want to mount to the floor (\$20 List per chair), and add the same amount of floor mounting kits (\$36 List). In other words, to floor mount 9 chairs, please order 9 sets of glides and 9 floor mounting kits.



Club

MODEL **8809** Price **880**

Dimensions (inches)
 seat H 17.25 seat W 23.0 arm H 25.0 total H 29.50
 depth 27.0 total W 27.0

Meets BIFMA Seating Durability Test to 500 lbs



8809
Club
 32 lbs



Pricing March 1, 2020
Discount 57.7% from List prices



MAS SIN 339113H

BEHAVIORAL HEALTH & HEAVY DUTY Specialty Seating HARDI

Standard Features

- Single roto-molded design
- CAL 133 compliant
- Select from 6 standard colors, which have been selected from our palette of standard Spectone finishes
- No protruding legs or hardware
- Rocker ships 1/carton 26 cu ft
- Removable threaded cap is fastened with tamperproof fasteners. Sand (not included) can be added on site for additional weight and ballast utilizing the plastic bag from packaging. Contact Customer Service for more information



Rocker

MODEL	Price
8840	1258

Dimensions (inches)

seat H	18.25	seat W	20.0	arm H	25.0	total H	37.5
depth	33.75	total W	28.0				

Meets BIFMA Seating Durability Test to 500 lbs



8840
36 lbs



Pricing March 1, 2020
Discount 57.7% from List prices



OPEN MARKET

BEHAVIORAL HEALTH & HEAVY DUTY Specialty Seating HARDI

Standard Features

- Single roto-molded design
- CAL 133 compliant
- Select from 6 standard colors, which have been selected from our palette of standard Spectone finishes
- No protruding legs or hardware
- Standard without glides
- Stool ships 1/carton 4 cu ft
- Removable threaded cap is fastened with tamperproof fasteners. Sand (not included) can be added on site for additional weight and ballast utilizing the plastic bag from packaging. Contact Customer Service for more information

Options

- Four nickel-plated non-removable nylon glides secured with LOCTITE®, add \$20 List
- Floor mounting is available. Please specify a set of nickel-plated non-removable nylon glides secured with LOCTITE for each stool that you want to mount to the floor (\$20 List per stool), and add the same amount of floor mounting kits (\$36 List).

In other words, to floor mount 9 stools, please order 9 sets of glides and 9 floor mounting kits.



Stool

MODEL	Price
8901	417

Dimensions (inches)

seat H	18.0	seat W	16.0
total H	18.0	total W	17.5

Meets BIFMA Seating Durability Test to 500 lbs



8901
10 lbs



Pricing March 1, 2020
Discount 57.7% from List prices



OPEN MARKET

BEHAVIORAL HEALTH & HEAVY DUTY Specialty Seating HARDI

Standard Features

- Single roto-molded design
- Select from 6 standard colors, which have been selected from our palette of standard Spectone finishes
- No protruding legs or hardware
- Standard without glides
- Ships 1/carton 6 cu ft
- Removable threaded cap is fastened with tamperproof fasteners. Sand (not included) can be added on site for additional weight and ballast utilizing the plastic bag from packaging. Contact Customer Service for more information

Options

- Nickel-plated non-removable nylon glides secured with LOCTITE®, add \$20 List
- Floor mounting is available. Please specify a set of nickel-plated non-removable nylon glides secured with LOCTITE for each chair that you want to mount to the floor (\$20 List per chair), and add the same amount of floor mounting kits (\$36 List). In other words, to floor mount 9 chairs, please order 9 sets of glides and 9 floor mounting kits.



Children's Dining

MODEL	Price
8702	550

Dimensions (inches)

seat H	15.0	seat W	18.0	total H	27.0
depth	20.5	total W (no arms)	18.0		

Meets BIFMA Seating Durability Test to 500 lbs



8702
Without arms
15.5 lbs



Pricing March 1, 2020
Discount 57.7% from List prices



MAS SIN 33721

BEHAVIORAL HEALTH & HEAVY DUTY Specialty Seating MIDWAY HD

Standard Features

- Separate seat and back
- Polyurethane arms or wood arms
- Fully welded 1.25" frame with glides
- Added weight, Sled base
- Frame in any Spectone color
- Steel glides secured with LOCTITE®
- Tamperproof hardware
- Zippered covers glued shut, pulls removed
- Ships assembled
- Ships 1/carton 17 cu ft

Options

- Polyurethane arms available in Black, Sterling Grey or Taupe (RAL 7006)
- Wood arms in Natural Maple are available in any of 9 standard stains or stain-to-match at no up charge
- Floor mounting glides, add \$48 List/chair
- Antibacterial and antimicrobial fabrics available
- Different fabric on seat and back at no upcharge
- CAL 133

Contact Spec™ Customer Service to railroad fabrics (specify repeat info and yardage requirement will be provided) and for repeats greater than 5" x 5"



Midway HD Single Seater with arms – Sled Base

COM 1.5 yds
0.5 yd COM per single seat
1.0 yd COM per single back

MODEL	COM	GR 1	GR 2	GR 3	GR 4	GR 5	GR 6
3201UHD	1376	1487	1526	1598	1709	1794	1907

Dimensions (inches)

seat H	18.0	seat W	20.5	arm H	26.0
total H	36.0	total W	23.75	depth	26.0

Meets BIFMA Seating Durability Test to 500 lbs per seat
CAL 133, add \$120 List per seat



3201UHD
48 lbs

Midway HD Highback with arms – Sled Base

COM 1.6 yds
0.5 yd COM per single seat
1.1 yds COM per single back

MODEL	COM	GR 1	GR 2	GR 3	GR 4	GR 5	GR 6
3201HHD	1494	1609	1649	1723	1838	1926	2042

Dimensions (inches)

seat H	18.0	seat W	20.5	arm H	26.0
total H	46.0	total W	23.75	depth	26.0

Meets BIFMA Seating Durability Test to 500 lbs per seat
CAL 133, add \$150 List per chair



3201HHD
50 lbs



Pricing March 1, 2020
Discount 57.7% from List prices



MAS SIN 33721

BEHAVIORAL HEALTH & HEAVY DUTY Specialty Seating MIDWAY HD

Standard Features

- Separate seat and back
- Polyurethane arms or wood arms
- Fully welded 1.25" frame with glides
- Added weight, Sled base
- Frame in any Spectone color
- Steel glides secured with LOCTITE®
- Tamperproof hardware
- Zippered covers glued shut, pulls removed
- Ships assembled
- Ships 1/carton 17 cu ft

Options

- Polyurethane arms available in Black, Sterling Grey or Taupe (RAL 7006)
- Wood arms in Natural Maple are available in any of 9 standard stains or stain-to-match at no up charge
- Floor mounting glides, add \$48 List/chair
- Antibacterial and antimicrobial fabrics available
- Different fabric on seat and back at no upcharge
- CAL 133

Contact Spec Customer Service to railroad fabrics (specify repeat info and yardage requirement will be provided) and for repeats greater than 5" x 5"



Midway HD Bariatric with arms – Sled Base

COM 2.55 yds
0.8 yd COM per single seat
1.75 yd COM per single back

MODEL	COM	GR 1	GR 2	GR 3	GR 4	GR 5	GR 6
3201GHD	1792	1954	2010	2116	2279	2402	2568

Dimensions (inches)

seat H	18.0	seat W	30.0	arm H	26.0
total H	36.0	total W	32.75	depth	26.0

Meets BIFMA Seating Durability Test to 750 lbs per seat
CAL 133, add \$205 List per seat



3201GHD
56 lbs



Pricing March 1, 2020
Discount 57.7% from List prices



MAS SIN 33721

BEHAVIORAL HEALTH & HEAVY DUTY Specialty Seating

SNOWBALL 2 HD

Standard Features

- 0.875" frame
- Added weight, Sled base
- Frame in any Spectone color
- Steel glides secured with LOCTITE®
- Tamperproof hardware
- Does not stack
- Ships 1/carton 11 cu ft
- Staples on the bottom of the seat are covered by a 100% recycled plastic seat pan

Options

- Floor mounting glides, add \$48 List/chair
- CAL 133

Contact Spec Customer Service to railroad fabrics (specify repeat info and yardage requirement will be provided) and for repeats greater than 5" x 5"



Snowball 2 HD Armless – Sled Base

COM 1.0 yd
0.5 yd COM per single seat
0.5 yd COM per single back

MODEL	COM	GR 1	GR 2	GR 3	GR 4	GR 5	GR 6
1891HD	659	714	734	772	826	868	925

Dimensions (inches)
seat H 18.0 seat W 18.5 depth 21.5
total H 33.0 total W 20.25

Meets BIFMA Seating Durability Test to 500 lbs per chair
CAL 133, add \$62 List per chair
1" extra seat foam, specify and add \$15 List



1891HD
44 lbs

Snowball 2 HD with Steel Arms – Sled Base

COM 1.0 yd
0.5 yd COM per single seat
0.5 yd COM per single back

MODEL	COM	GR 1	GR 2	GR 3	GR 4	GR 5	GR 6
1881HD	705	759	779	816	870	914	969

Dimensions (inches)
seat H 18.0 seat W 18.5 depth 21.5
total H 33.0 total W 23.5

Meets BIFMA Seating Durability Test to 500 lbs per chair
CAL 133, add \$62 List per chair
1" extra seat foam, specify and add \$15 List



1881HD
45 lbs



Pricing March 1, 2020
Discount 57.7% from List prices

spec™

MAS SIN 33721

BEHAVIORAL HEALTH & HEAVY DUTY Specialty Seating TAILOR HD

Standard Features

- Separate seat and back
- A single-piece metal pan is welded to the frame, covering the underside of both seat and back, and therefore eliminating pass-through. Perforations in the metal pan allow for drainage
- Wall-saving frame
- Roto-molded foot in RAL 7037
- Exposed frame detail is standard in RAL 7037
- Tamper proof fastenings
- Ships assembled
- Ships 1 single seat per carton, 24 cu ft
- Ships 1 bariatric seat per carton, 32 cu ft

Contact Spec Customer Service to railroad fabrics (specify repeat info and yardage requirement will be provided) and for repeats greater than 5" x 5"

Options

- Polyurethane arm caps available in Black (B), Taupe RAL 7006 (T) or Sterling Grey (G), add \$118 List per arm
- Nickel-plated non-removable nylon glides secured with LOCTITE®, add \$20 List
- Roto-molded inserts to close the gap under the seat, add **NEW** \$386 List for 9101MHD, and \$586 List for 9101GHD. Shipping September 1, 2020. Retrofittable in the field. Standard in Grey
- Floor mounting straps available, call Customer Service
- Up to 40 lbs of additional weight per seat is available, call Customer Service
- Upholstered arms/seat/back can match or contrast
- Antibacterial and antimicrobial fabrics available
- CAL 133



Optional inserts eliminate pass through under the chair

NEW

Tailor HD Single Seat With Arms

COM 4.75 yds
1.25 yds COM per single seat
1.5 yds COM per single back
1.0 yds COM per arm

MODEL	COM	GR 1	GR 2	GR 3	GR 4	GR 5	GR 6
9101MHD	1828	2100	2189	2376	2653	2864	3145

Dimensions (inches)
seat H 18.0 seat W 23.0 arm H 24.5
total H 33.0 total W 29.0 total D 30.0

CAL 133, add \$361 List per unit
Meets BIFMA Seating Durability Test to 750 lbs per single seater



9101MHD
119 lbs

Tailor HD Bariatric With Arms

COM 5.5 yds
1.5 yds COM per single seat
2.0 yds COM per single back
1.0 yds COM per arm

MODEL	COM	GR 1	GR 2	GR 3	GR 4	GR 5	GR 6
9101GHD	2032	2349	2453	2673	2996	3243	3571

Dimensions (inches)
seat H 18.0 seat W 30.0 arm H 24.5
total H 33.0 total W 36.0 total D 30.0

CAL 133, add \$419 List per unit
Meets BIFMA Seating Durability Test to 750 lbs per bariatric chair



9101GHD
133 lbs



Pricing March 1, 2020
Discount 57.7% from List prices



MAS SIN 33721

BEHAVIORAL HEALTH & HEAVY DUTY Specialty Seating TAILOR HD

Standard Features

- Separate seat and back
- A single-piece metal pan is welded to the frame, covering the underside of both seat and back, and therefore eliminating pass-through. Perforations in the metal pan allow for drainage
- Wall-saving frame
- Roto-molded foot in RAL 7037
- Exposed frame detail is standard in RAL 7037
- Tamper proof fastenings
- Ships assembled
- Ships 1 two seat per carton, 43 cu ft
- Ships 1 three seat per carton, 62 cu ft

Options

- Polyurethane arm caps available in Black (B), Taupe RAL 7006 (T) or Sterling Grey (G), add \$118 List per arm
- Nickel-plated non-removable nylon glides secured with LOCTITE[®], add \$20 List
- Floor mounting straps available, call Customer Service
- Up to 40 lbs of additional weight per seat is available, call Customer Service
- Upholstered arms/seat/back can match or contrast
- Antibacterial and antimicrobial fabrics available
- CAL 133

Contact Spec Customer Service to railroad fabrics (specify repeat info and yardage requirement will be provided) and for repeats greater than 5" x 5"



Tailor HD Two Seat With Arms

COM 7.5 yds
2.5 yds COM per two seater one-piece seat
3.0 yds COM per two seater two-piece back (1.5 yds COM per single back)
1.0 yds COM per arm

MODEL	COM	GR 1	GR 2	GR 3	GR 4	GR 5	GR 6
9102MHD	2686	3109	3247	3538	3968	4295	4732

Dimensions (inches)

	seat H	18.0	seat W	23.0	arm H	24.5
total H	33.0	total W	52.0	total D	30.0	

CAL 133, add \$570 List per unit
Meets BIFMA Seating Durability Test to 450 lbs per two seater



9102MHD
175 lbs

Tailor HD Three Seat With Arms

COM 10.25 yds
3.75 yds COM per three seater one-piece seat
4.5 yds COM per three seater three-piece back (1.5 yds COM per single back)
1.0 yds COM per arm

MODEL	COM	GR 1	GR 2	GR 3	GR 4	GR 5	GR 6
9103MHD	3586	4159	4347	4742	5326	5771	6364

Dimensions (inches)

	seat H	18.0	seat W	23.0	arm H	24.5
total H	33.0	total W	75.0	total D	30.0	

CAL 133, add \$779 List per unit
Meets BIFMA Seating Durability Test to 675 lbs per three seater



9103MHD
231 lbs



Pricing March 1, 2020
Discount 57.7% from List prices



MAS SIN 33721

BEHAVIORAL HEALTH & HEAVY DUTY Specialty Seating TRAFFIC DINING

Standard Features

- Tabletop standard in Laminate with PVC Flat (PVF), 2MM or Self Edge (SE)
- Select from 15 standard laminates or choose any standard Wilsonart, Nevamar, Formica, Arborite and Pionite matte finish laminates at no upcharge. For other laminate please contact the factory for pricing.
- PVC Flat edge and 2mm Bio edge available in 38 solid colors. 2mm PVC edge available in wood grain to match 9 standard stains.
- Floor Mounting plates
- Tamperproof fasteners
- Welded steel end caps

Options

- 30" Bariatric seats are available. Contact factory for pricing
- Coated steel tabletop available. Contact factory for pricing
- CAL 133

Contact Spec Customer Service to railroad fabrics (specify repeat info and yardage requirement will be provided) and for repeats greater than 5" x 5"



Traffic Dining without arms, without upholstered cushions

N/A COM per single seat

MODEL	PRICE
7100NHD	4920

Dimensions (inches)

seat H	18.0	seat W	22.0	table top	30x48	table H	29.0
total H	33.75	total W	48.0	seat depth	17.0	total depth	74

Meets BIFMA Seating Durability Test to 500 lbs per chair

Traffic Dining without arms, with upholstered cushions

0.75 yd COM per single seat and back

MODEL	COM	GR 1	GR 2	GR 3	GR 4	GR 5	GR 6
7100UHD	4999	5167	5223	5365	5535	5665	5832

Dimensions (inches)

seat H	18.0	seat W	22.0	table top	30x48	table H	29.0
total H	33.75	total W	48.0	seat depth	17.0	total depth	74

Meets BIFMA Seating Durability Test to 500 lbs per chair

CAL 133, add \$240 List per unit





Pricing March 1, 2020
Discount 57.7% from List prices



MAS SIN 33721

BEHAVIORAL HEALTH & HEAVY DUTY Specialty Seating 1000 SERIES HD

Standard Features

- One piece seat and back
- Fully welded 1.25" frame
- Added weight, Sled base
- Frame in any Spectone color
- Steel glides secured with LOCTITE®
- Tamperproof hardware
- Zippered covers glued shut, pulls removed
- Ships assembled
- Ships 1/carton 15 cu ft

Options

- Floor mounting glides, add \$48 List/chair
- CAL 133

Contact Spec Customer Service to railroad fabrics (specify repeat info and yardage requirement will be provided) and for repeats greater than 5" x 5"



1000 Series HD Armless Medium Back – Sled Base

1.25 yds COM per single seat and back

MODEL	COM	GR 1	GR 2	GR 3	GR 4	GR 5	GR 6
1014HD	1103	1180	1199	1246	1316	1370	1440

Dimensions (inches)

seat H	18.0	seat W	18.5	depth	22.0
total H	33.0	total W	18.5		

Meets BIFMA Seating Durability Test to 500 lbs per chair
CAL 133, add \$80 List per chair



1014HD
46 lbs



Pricing March 1, 2020
Discount 57.7% from List prices



MAS SIN 33721

BEHAVIORAL HEALTH & HEAVY DUTY Specialty Seating 2000 SERIES HD

Standard Features

- Fully welded 1.5" frame
- Added weight, Sled base
- Frame in any Spectone color
- Steel glides secured with LOCTITE®
- Tamperproof hardware
- Zippered covers glued shut, pulls removed
- Ships assembled
- Ships 1/carton 17 cu ft

Options

- Floor mounting glides, add \$48 List/chair
- CAL 133

Contact Spec Customer Service to railroad fabrics (specify repeat info and yardage requirement will be provided) and for repeats greater than 5" x 5"



2000 Series HD One Piece Single Seater with arms – Sled Base

COM 1.75 yds
1.75 yd COM per single seat and back

MODEL	COM	GR 1	GR 2	GR 3	GR 4	GR 5	GR 6
2201CHD	1163	1251	1282	1344	1432	1501	1593

Dimensions (inches)

seat H	18.0	seat W	22.0	arm H	26.0
total H	35.0	total W	25.0	depth	26.5

Meets BIFMA Seating Durability Test to 500 lbs per seat
CAL 133, add \$108 List per seat



2201CHD
67 lbs

2000 Series HD Separate Seat and Back with arms – Sled Base

COM 1.75 yds
1.0 yd COM per single seat
0.75 yd COM per single back

MODEL	COM	GR 1	GR 2	GR 3	GR 4	GR 5	GR 6
2201CHDS	1366	1455	1485	1544	1635	1705	1795

Dimensions (inches)

seat H	18.0	seat W	22.0	arm H	26.0
total H	35.0	total W	25.0	depth	26.5

Meets BIFMA Seating Durability Test to 500 lbs per seat
CAL 133, add \$108 List per chair



2201CHDS
67 lbs



Pricing March 1, 2020
Discount 57.7% from List prices



BEHAVIORAL HEALTH & HEAVY DUTY Specialty Tables



PRODUCT CODE

2424SQ-TR HD

Product Code

Specification

HD: Heavy Duty*

*The code for our heavy duty tables featured in the pages below is the same as a regular model of the table you are specifying. By adding the letters "HD" at the end of the product code, it lets us know the product is intended for a behavioral health environment and the features below will automatically be specified.



FEATURES

Tamper-Proof



Weighted



LOCTITE®-secured Glides




FINISHES

LAMINATE



Select from 15 standard laminates or choose any standard Wilsonart, Nevamar, Formica, Arborite and Pionite matte finish laminates at no upcharge

VENEER



Select from one of our 9 standard wood stains or stain-to-match at no upcharge

BASE



Select from one of our 76 standard Spectone colors

EDGE



Check out our website for a complete list of edge profiles.



Pricing March 1, 2020
Discount 57.7% from List prices



MAS SIN 33721

BEHAVIORAL HEALTH & HEAVY DUTY Specialty Tables DIGNITY

Standard Features

- Tops in laminate or veneer
- Select from 15 standard laminates or choose any standard Wilsonart, Nevamar, Formica, Arborite and Pionite matte finish laminates at no upcharge.
- Laminate tops with PVC Flat (PVF), Self Edge (SE), or hardwood (HB) edge
- 9 standard veneer and hardwood edge stains. Stain-to-match available at no upcharge.
- Tops utilize NU Green earth friendly core
- 18" height
- Non-removable steel levelling glides

Options

- Specify frame finish, Black (B), Sterling Grey (G) or Taupe RAL 7006 (T)
- Additional weight can be added, contact factory
- Non-standard laminates, contact Spec for pricing
- Floor mounting straps available, call Customer Service

Radius Corner Tables are recommended for open areas



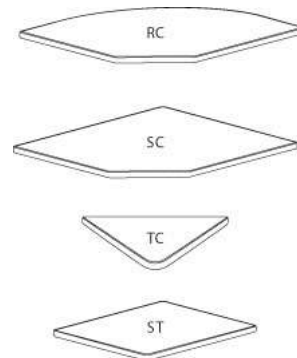
Freestanding Lounge Tables

Model	Laminate PVF/SE Edge	Laminate HB Edge	Veneer HB Edge	Weight	Cu.Ft.
DIGN - 24 x 24 SQ	1221	1418	1455	57	7.2
DIGN - 30 x 30 SQ	1376	1518	1569	74	13.5
DIGN - 36 x 36 SQ	1503	1725	1787	94	18
DIGN - 42 x 42 SQ	1826	2149	2247	116	24.5
DIGN - 48 x 48 SQ	2023	2306	2411	141	32
DIGN - 24 DIA	1191	1550	1588	45	7.2
DIGN - 30 DIA	1343	1695	1744	57	13.5
DIGN - 36 DIA	1483	1998	2085	71	18
DIGN - 42 DIA	1815	2388	2511	87	24.5
DIGN - 48 DIA	1877	2651	2785	104	32



Corner and Spacer Connecting Tables

Model	Laminate PVF/SE	Laminate HB Edge	Veneer HB Edge	Weight	Cu.Ft.
DIGNRC - 28 x 28 <i>Radius Corner Table</i>	704	882	1091	31	2
DIGNSC - 28 x 28 <i>Square Corner Table</i>	704	882	1091	32	2
DIGNTC - 45 degree <i>Corner Table</i>	704	882	1091	26	2
DIGNST - 21 x 24 <i>Spacer Table</i>	542	738	890	27	2





Pricing March 1, 2020
Discount 57.7% from List prices

spec™

MAS SIN 33721

BEHAVIORAL HEALTH & HEAVY DUTY Specialty Tables DIGNITY2

Standard Features

- Tops in laminate or veneer
- Select from 15 standard laminates or choose any standard Wilsonart, Nevamar, Formica, Arborite and Pionite matte finish laminates at no upcharge.
- Laminate tops with PVC Flat (PVF), Self Edge (SE), or hardwood (HB) edge
- 9 standard veneer and hardwood edge stains. Stain-to-match available at no upcharge.
- Tops utilize NU Green earth friendly core
- 18" height
- Non-removable steel levelling glides

Radius Corner Tables are recommended for open areas

Options

- Additional weight can be added, contact factory
- Non-standard laminates, contact Spec for pricing
- Floor mounting straps available, call Customer Service

Freestanding Lounge Tables

Model	Laminate PVF/SE Edge	Laminate HB Edge	Veneer HB Edge	Weight	Cu.Ft.
DIGN2 - 24 x 24 SQ	1221	1418	1455	62	7.2
DIGN2 - 30 x 30 SQ	1376	1518	1569	80	13.5
DIGN2 - 36 x 36 SQ	1503	1725	1787	101	18
DIGN2 - 42 x 42 SQ	1826	2149	2247	124	24.5
DIGN2 - 48 x 48 SQ	2023	2306	2411	151	32
DIGN2 - 24 DIA	1191	1550	1588	49	7.2
DIGN2 - 30 DIA	1343	1695	1744	61	13.5
DIGN2 - 36 DIA	1483	1998	2085	76	18
DIGN2 - 42 DIA	1815	2388	2511	93	24.5
DIGN2 - 48 DIA	1877	2651	2785	111	32



Corner and Spacer Connecting Tables

Model	Laminate PVF/SE	Laminate HB Edge	Veneer HB Edge	Weight	Cu.Ft.
DIGN2RC - 28 x 28 <i>Radius Corner Table</i>	704	882	1091	31	2
DIGN2SC - 28 x 28 <i>Square Corner Table</i>	704	882	1091	32	2
DIGN2TC - 45 degree <i>Corner Table</i>	704	882	1091	26	2
DIGN2ST - 21 x 24 <i>Spacer Table</i>	542	738	890	27	2



Dignity2 seating is available connected as 1, 2 and 3 seaters, with or without arms between, with corner or spacer tables. Above pricing includes connector bars.



Pricing March 1, 2020
Discount 57.7% from List prices



MAS SIN 33721

BEHAVIORAL HEALTH & HEAVY DUTY Specialty Tables

DRUM HD, CUBE HD, OVAL HD

NOTES AND OPTIONS

- Select from 15 standard laminates or choose any standard Wilsonart, Nevamar, Formica, Arborite and Pionite matte finish laminates at no upcharge. For other laminate please contact the factory for pricing.
- 9 standard veneer and hardwood edge stains. Stain-to-match available at no upcharge.
- Other sizes are available. Contact the factory for pricing.
- Solid surface tops are available. Contact the factory for pricing.
- Standard heights: 16", 18", 20", 22".



MODEL	BASES		TOP SPECIFICATIONS		OPTIONS	LBS
	<i>Code</i>	<i>Qty.</i>	<i>Laminate</i>	<i>Veneer</i>	<i>Kickplate</i>	
					KP	
<i>Round</i>						
18D	DRUMHD	1	820	861	51	78
24D	DRUMHD	1	864	909	51	92
30D	DRUMHD	1	1077	1125	51	106
36D	DRUMHD	1	1217	1266	51	121
42D	DRUMHD	1	1346	1432	51	138
<i>Square</i>						
18 x 18SQ	CUBEHD	1	630	861	51	81
24 x 24SQ	CUBEHD	1	664	908	51	100
30 x 30SQ	CUBEHD	1	825	999	51	113
36 x 36SQ	CUBEHD	1	954	1539	51	150
<i>Oval</i>						
30 x 36	OVALHD	1	1775	1847	75	122
30 x 42	OVALHD	1	1963	2091	75	135
30 x 48	OVALHD	1	2481	2612	75	148



DRUMHD



CUBEHD



OVALHD



Pricing March 1, 2020
Discount 57.7% from List prices





MAS SIN 33721

BEHAVIORAL HEALTH & HEAVY DUTY Specialty Tables

TRUMPET HD, DISC HD

NOTES AND OPTIONS

- Select from 15 standard laminates or choose any standard Wilsonart, Nevamar, Formica, Arborite and Pionite matte finish laminates at no upcharge. For other laminate please contact the factory for pricing.
- 9 standard veneer and hardwood edge stains. Stain-to-match available at no upcharge.
- Standard table height: 29". Customs available.
- All bases are standard with floor leveling glides.
- Chrome bases may be available as an upcharge. Please contact the factory.

MODEL <i>Size / Shape</i>	BASES		TOP SPECIFICATIONS						OPTIONS	MOBILITY	LBS
	<i>Code</i>	<i>#of</i>	<i>For Laminate Top</i>			<i>For Veneer Top</i>					
			PVF 2MM	HF HB	HBV HBVR HBG	HF2 HB2 HKN4 HKNR4 HBG2	HF HB HBV HBVR HBG	HF2 HB2 HKN4 HKNR4 HBG2			
											
24 DIA	TRHD	1	887	1247	1284	1393	1452	1564			99
	DISCHD	1	1139	1499	1536	1645	1704	1816			116
30 DIA	TRHD	1	991	1346	1393	1611	1556	1720			109
	DISCHD	1	1243	1598	1645	1863	1808	1972			126
36 DIA	TRHD	1	1090	1603	1694	1872	1926	2155			120
	DISCHD	1	1342	1855	1946	2124	2178	2407			137
42 DIA	TRHD	1	1375	1951	2075	2340	2366	2679			134
	DISCHD	1	1627	2203	2327	2592	2618	2931			161
48 DIA	TRHD	1	1398	2171	2306	2438	2912	3314			150
	DISCHD	1	1650	2423	2558	2690	3164	3566			177
											
24X24 SQ	TRHD	1	918	1113	1150	1218	1268	1435			99
30X30 SQ	TRHD	1	1025	1167	1218	1398	1332	1564			106
	DISCHD	1	1277	1419	1470	1650	1584	1816			136
36X36 SQ	TRHD	1	1108	1331	1393	1603	1611	1811			120
	DISCHD	1	1360	1583	1645	1855	1863	2063			147



TRHD



DISCHD



TRHD
Lounge Height



Pricing March 1, 2020
Discount 57.7% from List prices



MAS SIN 33721

BEHAVIORAL HEALTH & HEAVY DUTY Specialty Tables TRAFFIC DINING

Standard Features

- Tabletop standard in Laminate with PVC Flat (PVF) or 2MM Edge (2MM)
- Select from 15 standard laminates or choose any standard Wilsonart, Nevamar, Formica, Arborite and Pionite matte finish laminates at no upcharge. For other laminate please contact the factory for pricing.
- PVC Flat edge and 2mm Bio edge available in 38 solid colors. 2mm PVC edge available in wood grain to match 9 standard stains.
- Floor Mounting plates
- Tamperproof fasteners
- Welded steel end caps

Options

- 30" Bariatric seats are available. Contact factory for pricing
- Coated steel tabletop available. Contact factory for pricing
- CAL 133

Contact Spec Customer Service to railroad fabrics (specify repeat info and yardage requirement will be provided) and for repeats greater than 5" x 5"



Traffic Dining without arms, without upholstered cushions

N/A COM per single seat

MODEL	PRICE
7100NHD	4920

Dimensions (inches)

seat H	18.0	seat W	22.0	table top	30x48	table H	29.0
total H	33.75	total W	48.0	seat depth	17.0	total depth	74

Exceeds BIFMA Seating Durability Test to 500 lbs per chair

Traffic Dining without arms, with upholstered cushions

0.75 yd COM per single seat and back

MODEL	COM	GR 1	GR 2	GR 3	GR 4	GR 5	GR 6
7100UHD	4999	5167	5223	5365	5535	5665	5832

Dimensions (inches)

seat H	18.0	seat W	22.0	table top	30x48	table H	29.0
total H	33.75	total W	48.0	seat depth	17.0	total depth	74

Exceeds BIFMA Seating Durability Test to 500 lbs per chair

CAL 133, add \$231 List per unit

