



Pricing March 1, 2020  
Discount 57.7% from List prices



MAS SIN 33721

# CALVIN Public Seating

## LAYOUTS

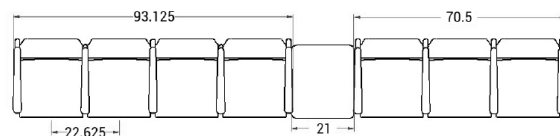
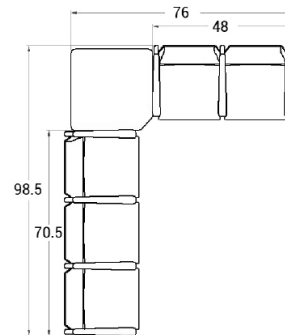
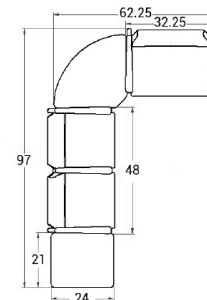


### Description

- Spec's Calvin offers an oval steel frame with either wood or aluminum side rails.
- Your layout possibilities are unlimited with spacer, radius and corner tables for both standard and bariatric seating in virtually any combination.
- Bariatric seating is a 30" wide seat and is load tested to 750 lbs. Cannot be connected to other bariatric seats.
- 21" seat width is standard.
- Choice of wood or polyurethane arms.
- Wood and polyurethane arms are replaceable in the field.
- Two and three seat models offer a choice of no center arms or half arms between seats.
- Glides and separate seat and back are standard.
- Please send a drawing of the configuration you require with your order.
- Ships assembled as one, two and three seater units.
- For fabrics you wish railroaded or repeats larger than 5" x 5", please contact the factory with repeat information and yardage requirement will be provided.



### LAYOUTS AND DIMENSIONS





Pricing March 1, 2020  
Discount 57.7% from List prices



MAS SIN 33721

# CALVIN Public Seating



## PRODUCT CODE

**8101M**

**Series**  
81 : Calvin

**Center Arm**  
0 : No center arm  
1 : Half arms

**# Seats**  
1 : Single Seat  
2 : Two-Seat  
3 : Three-Seat

**Chair Type**  
M : Mid Back  
H : Highback  
G : Bariatric  
L : Loveseat  
ME : Hip Chair

## OPTIONS

### SIDE RAIL



Wood



Aluminium

### ARMS



Wood



Polyurethane

## FINISHES

### FRAME



Select from one of our 76 standard Spectone colors

### FABRIC



Select fabrics from one of our textile partners

### ARMS



Black

Sterling Grey

Taupe

Select from one of our 9 standard wood stains or stain-to-match at no upcharge

See Spectone Card or [specfurniture.com/materials/finishes](http://specfurniture.com/materials/finishes) for a complete list of finish options and colors.




Pricing March 1, 2020  
Discount 57.7% from List prices



MAS SIN 33721

# CALVIN Public Seating

## HOW TO ORDER



### Specify Model

- A** Specify Fabric - Seat  
*Manufacturer, Pattern Name, Color*
- B** Specify Fabric - Back  
*Manufacturer, Pattern Name, Color*
- C** Specify Frame Finish
- D** Specify Side Rail Type and Color
- E** Specify Arm Type and Color

Optional: Wood Side Frame, CAL 133, Moisture Barrier, Connecting and Freestanding Tables, Vinyl Headrest Insert

Model	Fabric - Seat	Fabric - Back	Frame Finish	Side Rail Type and Color	Arm Type and Color
8101M	Momentum, Icon, Lacquer	Momentum, Estrella, Lumen	Silver	Wood, Asian Night Stain	Wood, Asian Night Stain





Pricing March 1, 2020  
Discount 57.7% from List prices



MAS SIN 33721

# CALVIN Public Seating

Single Seater with arms

## Standard Features

- Separate seat and back
- Polyurethane arms or wood arms
- Arms are field replaceable
- Wall-saving, 14 gauge oval tube frame
- Frame in any Spectone color
- Velcro removable back covers, replaceable seat
- Used in connected layouts at no upcharge
- Glides
- Ships assembled
- Ships 1/carton 15 cu ft

**Contact Spec Customer Service to railroad fabrics (specify repeat info and yardage requirement will be provided) and for repeats greater than 5" x 5"**

## Options

- Choose aluminum (A) or wood (W) side frame. Aluminum side frame available in any Spectone color.
- For wood (W) side frame, specify and add \$120 list. Available in any of 9 standard stains or stain-to-match at no upcharge
- Polyurethane arms available in Black, Sterling Grey or Taupe (RAL 7006)
- Wood arms in Beech are available in any of 9 standard stains or stain-to-match at no upcharge
- Connected and freestanding tables
- Antibacterial and antimicrobial fabrics available
- Different fabric on seat and back at no upcharge
- CAL 133



## Single Seater with arms

COM 1.75 yds

0.75 yd COM per single seat

1.0 yd COM per single back

MODEL	COM	GR 1	GR 2	GR 3	GR 4	GR 5	GR 6
<b>8101M</b>	<b>985</b>	<b>1091</b>	<b>1122</b>	<b>1197</b>	<b>1298</b>	<b>1380</b>	<b>1488</b>

Dimensions (inches)

seat H	18.0	seat W	21.0	arm H	25.0
total H	33.75	total W	25.0	depth	26.0

Exceeds BIFMA Seating Durability Test to 500 lbs per chair  
CAL 133, add \$120 List per chair



**8101M**  
44 lbs



Pricing March 1, 2020  
Discount 57.7% from List prices



MAS SIN 33721

# CALVIN Public Seating

Two and Three Seaters with outside arms

## Standard Features

- Separate seat and back
- Polyurethane arms or wood arms
- Arms are field replaceable
- Wall-saving, 14 gauge oval tube frame
- Frame in any Spectone color
- Velcro removable back covers, replaceable seat
- Used in connected layouts at no upcharge
- Glides
- Ships assembled as 2 or 3 seaters
- Ships 1/carton 26 cu ft (2 seater),  
1/carton 39 cu ft (3 seater)

**Contact Spec Customer Service to railroad fabrics (specify repeat info and yardage requirement will be provided) and for repeats greater than 5" x 5"**

## Options

- Choose aluminum (A) or wood (W) side frame. Aluminum side frame available in any Spectone color.
- For wood (W) side frame, specify and add \$120 list. Available in any of 9 standard stains or stain-to-match at no upcharge
- Polyurethane arms available in Black, Sterling Grey or Taupe (RAL 7006)
- Wood arms in Beech are available in any of 9 standard stains or stain-to-match at no upcharge
- Connected and freestanding tables
- Antibacterial and antimicrobial fabrics available
- Different fabric on seat and back at no upcharge
- CAL 133



### Two Seater with outside arms

COM 3.5 yds  
0.75 yd COM per single seat  
1.0 yd COM per single back

MODEL	COM	GR 1	GR 2	GR 3	GR 4	GR 5	GR 6
<b>8102M</b>	<b>1576</b>	<b>1787</b>	<b>1853</b>	<b>2002</b>	<b>2205</b>	<b>2368</b>	<b>2581</b>

Dimensions (inches)

seat H	18.0	seat W	21.0	arm H	25.0
total H	33.75	total W	44.75	depth	26.0

Exceeds BIFMA Seating Durability Test to 750 lbs per two seater  
CAL 133, add \$240 List per two seater



**8102M**  
73 lbs

### Three Seater with outside arms

COM 5.25 yds  
0.75 yd COM per single seat  
1.0 yd COM per single back

MODEL	COM	GR 1	GR 2	GR 3	GR 4	GR 5	GR 6
<b>8103M</b>	<b>2105</b>	<b>2420</b>	<b>2520</b>	<b>2741</b>	<b>3046</b>	<b>3292</b>	<b>3614</b>

Dimensions (inches)

seat H	18.0	seat W	21.0	arm H	25.0
total H	33.75	total W	67.5	depth	26.0

Exceeds BIFMA Seating Durability Test to 1000 lbs per three seater  
CAL 133, add \$360 List per three seater



**8103M**  
102 lbs



Pricing March 1, 2020  
Discount 57.7% from List prices



MAS SIN 33721

# CALVIN Public Seating

Two and Three Seaters with half arms

## Standard Features

- Separate seat and back
- Polyurethane arms or wood arms
- Arms are field replaceable
- Wall-saving, 14 gauge oval tube frame
- Frame in any Spectone color
- Velcro removable back covers, replaceable seat
- Used in connected layouts at no upcharge
- Glides
- Ships assembled as 2 or 3 seaters
- Ships 1/carton 26 cu ft (2 seater),  
1/carton 39 cu ft (3 seater)

**Contact Spec Customer Service to railroad fabrics (specify repeat info and yardage requirement will be provided) and for repeats greater than 5" x 5"**

## Options

- Choose aluminum (A) or wood (W) side frame. Aluminum side frame available in any Spectone color.
- For wood (W) side frame, specify and add \$120 list. Available in any of 9 standard stains or stain-to-match at no upcharge
- Polyurethane arms available in Black, Sterling Grey or Taupe (RAL 7006)
- Wood arms in Beech are available in any of 9 standard stains or stain-to-match at no upcharge
- Connected and freestanding tables
- Antibacterial and antimicrobial fabrics available
- Different fabric on seat and back at no upcharge
- CAL 133



## Two Seater with half arms

COM 3.5 yds  
0.75 yd COM per single seat  
1.0 yd COM per single back

MODEL	COM	GR 1	GR 2	GR 3	GR 4	GR 5	GR 6
<b>8112M</b>	<b>1768</b>	<b>1978</b>	<b>2045</b>	<b>2192</b>	<b>2396</b>	<b>2560</b>	<b>2775</b>

Dimensions (inches)

	seat H	18.0	seat W	21.0	arm H	25.0
total H	33.75	total W	48.0	depth	26.0	

Exceeds BIFMA Seating Durability Test to 750 lbs per two seater  
CAL 133, add \$240 List per two seater



**8112M**  
74 lbs

## Three Seater with half arms

COM 5.25 yds  
0.75 yd COM per single seat  
1.0 yd COM per single back

MODEL	COM	GR 1	GR 2	GR 3	GR 4	GR 5	GR 6
<b>8113M</b>	<b>2456</b>	<b>2774</b>	<b>2872</b>	<b>3095</b>	<b>3398</b>	<b>3644</b>	<b>3967</b>

Dimensions (inches)

	seat H	18.0	seat W	21.0	arm H	25.0
total H	33.75	total W	70.5	depth	26.0	

Exceeds BIFMA Seating Durability Test to 1000 lbs per two seater  
CAL 133, add \$360 List per three seater



**8113M**  
103 lbs



Pricing March 1, 2020  
Discount 57.7% from List prices



MAS SIN 33721

# CALVIN Public Seating

Loveseat with arms

## Standard Features

- Separate seat and back
- Polyurethane arms or wood arms
- Arms are field replaceable
- Wall-saving, 14 gauge oval tube frame
- Frame in any Spectone color
- Velcro removable back covers, replaceable seat
- Used in connected layouts at no upcharge
- Glides
- Ships assembled
- Ships 1/carton 20 cu ft

**Contact Spec Customer Service to railroad fabrics (specify repeat info and yardage requirement will be provided) and for repeats greater than 5" x 5"**

## Options

- Choose aluminum (A) or wood (W) side frame. Aluminum side frame available in any Spectone color.
- For wood (W) side frame, specify and add \$120 list. Available in any of 9 standard stains or stain-to-match at no upcharge
- Polyurethane arms available in Black, Sterling Grey or Taupe (RAL 7006)
- Wood arms in Beech are available in any of 9 standard stains or stain-to-match at no upcharge
- Connected and freestanding tables
- Antibacterial and antimicrobial fabrics available
- Different fabric on seat and back at no upcharge
- CAL 133



## Loveseat with arms

COM 3.5 yds

1.75 yd COM per single seat

1.75 yd COM per single back

MODEL	COM	GR 1	GR 2	GR 3	GR 4	GR 5	GR 6
<b>8101L</b>	<b>1486</b>	<b>1695</b>	<b>1763</b>	<b>1912</b>	<b>2114</b>	<b>2279</b>	<b>2493</b>

Dimensions (inches)

seat H	18.0	seat W	42.0	arm H	25.0
total H	33.75	total W	46.0	depth	26.0

Exceeds BIFMA Seating Durability Test to 750 lbs per chair  
CAL 133, add \$184 List per chair



**8101L**  
73 lbs



Pricing March 1, 2020  
Discount 57.7% from List prices



MAS SIN 33721

# CALVIN Public Seating

Bariatric Single Seater with arms

## Standard Features

- Separate seat and back
- Polyurethane arms or wood arms
- Arms are field replaceable
- Wall-saving, 14 gauge oval tube frame
- Frame in any Spectone color
- Velcro removable back covers, replaceable seat
- Used in connected layouts at no upcharge
- Glides
- Ships assembled
- Ships 1/carton 20 cu ft

**Contact Spec Customer Service to railroad fabrics (specify repeat info and yardage requirement will be provided) and for repeats greater than 5" x 5"**

## Options

- Choose aluminum (A) or wood (W) side frame. Aluminum side frame available in any Spectone color.
- For wood (W) side frame, specify and add \$120 list. Available in any of 9 standard stains or stain-to-match at no upcharge
- Polyurethane arms available in Black, Sterling Grey or Taupe (RAL 7006)
- Wood arms in Beech are available in any of 9 standard stains or stain-to-match at no upcharge
- Connected and freestanding tables
- Antibacterial and antimicrobial fabrics available
- Different fabric on seat and back at no upcharge
- CAL 133



## Bariatric Single Seater with arms

COM 3.0 yds

1.5 yd COM per single seat

1.5 yd COM per single back

MODEL	COM	GR 1	GR 2	GR 3	GR 4	GR 5	GR 6
<b>8101G</b>	<b>1197</b>	<b>1378</b>	<b>1434</b>	<b>1562</b>	<b>1736</b>	<b>1876</b>	<b>2060</b>

Dimensions (inches)

seat H	18.0	seat W	30.0	arm H	25.0
total H	33.75	total W	34.0	depth	26.0

Exceeds BIFMA Seating Durability Test to 750 lbs per chair  
CAL 133, add \$150 List per chair



**8101G**  
53 lbs





Pricing March 1, 2020  
Discount 57.7% from List prices



MAS SIN 33721

# CALVIN Public Seating

## Highback Single Seater with arms

### Standard Features

- Separate seat and back
- Polyurethane arms or wood arms
- Arms are field replaceable
- 14 gauge oval tube frame
- Frame in any Spectone color
- Velcro removable back covers, replaceable seat
- Used in connected layouts at no upcharge
- Glides
- Ships assembled
- Ships 1/carton 20 cu ft

**Contact Spec Customer Service to railroad fabrics (specify repeat info and yardage requirement will be provided) and for repeats greater than 5" x 5"**

### Options

- Choose aluminum (A) or wood (W) side frame. Aluminum side frame available in any Spectone color.
- For wood (W) side frame, specify and add \$120 list. Available in any of 9 standard stains or stain-to-match at no upcharge
- Polyurethane arms available in Black, Sterling Grey or Taupe (RAL 7006)
- Wood arms in Beech are available in any of 9 standard stains or stain-to-match at no upcharge
- Vinyl insert on top of the back, add \$44 List/seat back
- Connected and freestanding tables
- Antibacterial and antimicrobial fabrics available
- Different fabric on seat and back at no upcharge
- CAL 133



### Highback Single Seater with arms

COM 2.5 yds  
0.75 yd COM per single seat  
1.75 yd COM per single back

MODEL	COM	GR 1	GR 2	GR 3	GR 4	GR 5	GR 6
<b>8101H</b>	<b>1062</b>	<b>1213</b>	<b>1260</b>	<b>1367</b>	<b>1511</b>	<b>1629</b>	<b>1782</b>

Dimensions (inches)

seat H	18.0	seat W	21.0	arm H	25.0
total H	47.50	total W	25.0	depth	26.0

Exceeds BIFMA Seating Durability Test to 500 lbs per chair  
CAL 133, add \$134 List per chair



**8101H**  
50 lbs



Pricing March 1, 2020  
Discount 57.7% from List prices



MAS SIN 33721

# CALVIN Public Seating

Easy Access Hip Single Seater with arms

## Standard Features

- Separate seat and back
- Polyurethane arms or wood arms
- Arms are field replaceable
- Wall-saving, 14 gauge oval tube frame
- Frame in any Spectone color
- Velcro removable back covers, replaceable seat
- Used in connected layouts at no upcharge
- Glides
- Ships assembled
- Ships 1/carton 20 cu ft

**Contact Spec Customer Service to railroad fabrics (specify repeat info and yardage requirement will be provided) and for repeats greater than 5" x 5"**

## Options

- Choose aluminum (A) or wood (W) side frame. Aluminum side frame available in any Spectone color.
- For wood (W) side frame, specify and add \$120 list. Available in any of 9 standard stains or stain-to-match at no upcharge
- Polyurethane arms available in Black, Sterling Grey or Taupe (RAL 7006)
- Wood arms in Beech are available in any of 9 standard stains or stain-to-match at no upcharge
- Connected and freestanding tables
- Antibacterial and antimicrobial fabrics available
- Different fabric on seat and back at no upcharge
- CAL 133



## Easy Access Hip Single Seater with arms

COM 1.75 yds  
0.75 yd COM per single seat  
1.0 yd COM per single back

MODEL	COM	GR 1	GR 2	GR 3	GR 4	GR 5	GR 6
<b>8101ME</b>	<b>1091</b>	<b>1195</b>	<b>1227</b>	<b>1302</b>	<b>1404</b>	<b>1486</b>	<b>1594</b>

Dimensions (inches)

seat H	24.0	seat W	21.0	arm H	31.5
total H	46.0	total W	25.0	depth	26.0

Exceeds BIFMA Seating Durability Test to 500 lbs per chair  
CAL 133, add \$120 List per chair



**8101ME**  
47 lbs



# CALVIN Public Seating

## Freestanding Lounge Tables – Corner and Spacer Connecting Tables

### Standard Features

- Tops in laminate or veneer
- Select laminate tops from 15 standard laminates or choose any standard Wilsonart, Nevamar, Formica, Arborite and Pionite matte finish laminates at no upcharge.
- Freestanding lounge tables available with PVC Flat (PVF), 2mm (2MM), exposed Baltic Birch plywood (PF, PKNR) or hardwood (HB) edge
- Connecting table tops available with PVC Flat (PVF) edge, Self edge (SE) or hardwood (HB) edge
- 9 standard veneer and hardwood edge stains. Stain-to-match available at no upcharge.
- Oval steel table legs available in any Spectone color
- Tops utilize NU Green earth friendly core
- Threaded replaceable glides
- 18" height

### Options

- Non-standard laminates, contact Spec for pricing
- Custom size spacer tables for restricted spaces
- Other sizes may be available

*Radius Corner Tables are recommended for open areas*



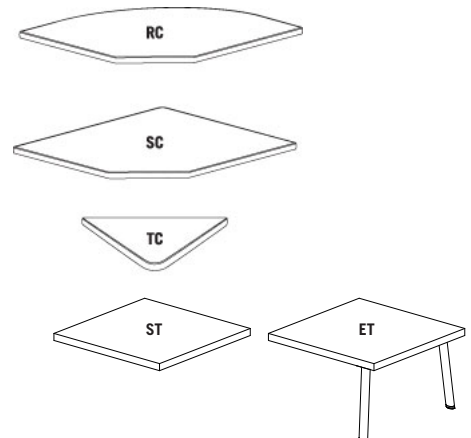
### Freestanding Lounge Tables

Model	Laminate PVF/SE/2MM	Laminate PF/PKNR/HB	Veneer HB	Weight	Cu.Ft.
81 - 24 x 24 SQ	<b>639</b>	<b>833</b>	<b>988</b>	47	7.2
81 - 24 x 48 RE	<b>800</b>	<b>1014</b>	<b>1232</b>	64	18
81 - 30 x 30 SQ	<b>746</b>	<b>887</b>	<b>1052</b>	57	13.5
81 - 22 DIA	<b>799</b>	<b>1159</b>	<b>1363</b>	47	7.2



### Corner and Spacer Connecting Tables

Model	Laminate PVF/SE	Laminate HB Edge	Veneer HB Edge	Weight	Cu.Ft.
81RC - 28 x 28 <i>Radius Corner Table</i>	<b>832</b>	<b>1116</b>	<b>1308</b>	26	2
81SC - 28 x 28 <i>Square Corner Table</i>	<b>909</b>	<b>1104</b>	<b>1218</b>	26	2
81TC - 45 degree <i>Corner Table</i>	<b>832</b>	<b>1116</b>	<b>1308</b>	19	2
81ST - 21 x 21 <i>Spacer Table</i>	<b>565</b>	<b>797</b>	<b>913</b>	19	2
81ET - 21 x 21 <i>End Table</i>	<b>754</b>	<b>986</b>	<b>1103</b>	19	2



SOLID EDGE HOME USE