

CALVIN Public Seating

LAYOUTS

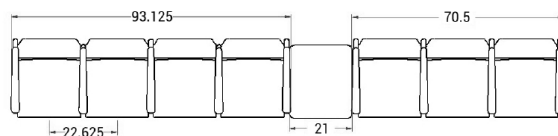
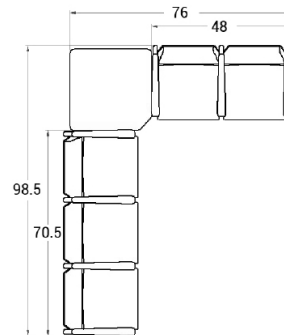
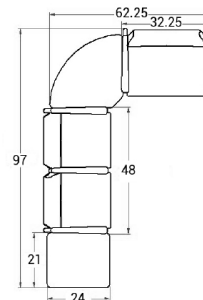


Description

- Spec's Calvin offers an oval steel frame with either wood or aluminum side rails.
- Your layout possibilities are unlimited with spacer, radius and corner tables for both standard and bariatric seating in virtually any combination.
- Bariatric seating is a 30" wide seat and is load tested to 750 lbs. Cannot be connected to other bariatric seats.
- 21" seat width is standard.
- Choice of wood, polyurethane or Corian arms, replaceable in the field.
- Two and three seat models offer a choice of no center arms or half arms between seats.
- Glides and separate seat and back are standard.
- Please send a drawing of the configuration you require with your order.
- Ships assembled as one, two and three seater units.
- For fabrics you wish railroaded or repeats larger than 5" x 5", please contact the factory with repeat information and yardage requirement will be provided.



LAYOUTS AND DIMENSIONS



CALVIN Public Seating



PRODUCT CODE

8101M

Series
81 : Calvin

Center Arm
0 : No center arm
1 : Half arms

Seats
1 : Single Seat
2 : Two-Seat
3 : Three-Seat

Chair Type
M : Mid Back
H : Highback
G : Bariatric
L : Loveseat
ME : Hip Chair



OPTIONS

SIDE RAIL



Wood



Aluminium

ARMS



Wood



Polyurethane



Corian

FINISHES

FRAME



Select from one of our 76 standard Spectone colors

FABRIC



Select fabrics from one of our textile partners

ARMS



Black



Sterling Grey



Select from one of 5 Corian finishes



Taupe




Select from one of our 9 standard wood stains or stain-to-match for no extra charge

See Spectone Card or specfurniture.com/materials/finishes for a complete list of finish options and colors.



CALVIN Public Seating

HOW TO ORDER



Specify Model

- A** Specify Fabric - Seat
Manufacturer, Pattern Name, Color
- B** Specify Fabric - Back
Manufacturer, Pattern Name, Color
- C** Specify Frame Finish
- D** Specify Side Rail Type and Color
- E** Specify Arm Type and Color

Optional: Wood Side Frame, CAL 133, Moisture Barrier, Connecting and Freestanding Tables, Vinyl Headrest Insert, Corian Arms

Model	Fabric - Seat	Fabric - Back	Frame Finish	Side Rail Type and Color	Arm Type and Color
8101M	Momentum, Icon, Lacquer	Momentum, Estrella, Lumen	Silver	Wood, Asian Night Stain	Wood, Asian Night Stain





CALVIN Public Seating

Single Seater with arms

Standard Features

- Separate seat and back
- Polyurethane arms or wood arms
- Arms are field replaceable
- Wall-saving, 14 gauge oval tube frame
- Frame in any Spectone color
- Velcro removable back covers, replaceable seat
- Used in connected layouts for no extra charge
- Glides
- Ships assembled
- Ships 1/carton 15 cu ft

Contact Spec Customer Service to railroad fabrics (specify repeat info and yardage requirement will be provided) and for repeats greater than 5" x 5"

Options

- Choose aluminum (A) or wood (W) side frame. Aluminum side frame available in any Spectone color
- For wood (W) side frame, specify and add \$122 list Available in any of 9 standard stains or stain-to-match for no extra charge
- Polyurethane arms available in Black, Sterling Grey or Taupe (RAL 7006)
- Wood arms in Beech are available in any of 9 standard stains or stain-to-match for no extra charge
- Corian arms available in Antarctica, Bisque, Cameo White, Glacier White, or Linen. Custom colors available, contact Spec for pricing
- Connected and freestanding tables
- Antibacterial and antimicrobial fabrics available
- Different fabric on seat and back for no extra charge
- CAL 133



Single Seater with arms

COM 1.75 yds
 0.75 yd COM per single seat
 1.0 yd COM per single back

MODEL	COM	GR 1	GR 2	GR 3	GR 4	GR 5	GR 6
8101M	1005	1113	1144	1221	1324	1408	1518

Dimensions (inches)

seat H	18.0	seat W	21.0	arm H	25.0
total H	33.75	total W	25.0	depth	26.0

Meets BIFMA Seating Durability Test to 500 lbs per chair
 CAL 133, add \$122 List per chair
 For Corian arms add suffix C and **\$286**



8101M
44 lbs



CALVIN Public Seating

Two and Three Seaters with outside arms

Standard Features

- Separate seat and back
- Polyurethane arms or wood arms
- Arms are field replaceable
- Wall-saving, 14 gauge oval tube frame
- Frame in any Spectone color
- Velcro removable back covers, replaceable seat
- Used in connected layouts for no extra charge
- Glides
- Ships assembled as 2 or 3 seaters
- Ships 1/carton 26 cu ft (2 seater),
1/carton 39 cu ft (3 seater)

Contact Spec Customer Service to railroad fabrics (specify repeat info and yardage requirement will be provided) and for repeats greater than 5" x 5"

Options

- Choose aluminum (A) or wood (W) side frame. Aluminum side frame available in any Spectone color
- For wood (W) side frame, specify and add \$122 list Available in any of 9 standard stains or stain-to-match for no extra charge
- Polyurethane arms available in Black, Sterling Grey or Taupe (RAL 7006)
- Wood arms in Beech are available in any of 9 standard stains or stain-to-match for no extra charge
- Corian arms available in Antarctica, Bisque, Cameo White, Glacier White, or Linen. Custom colors available, contact Spec for pricing
- Connected and freestanding tables
- Antibacterial and antimicrobial fabrics available
- Different fabric on seat and back for no extra charge
- CAL 133



Two Seater with outside arms

COM 3.5 yds
0.75 yd COM per single seat
1.0 yd COM per single back

MODEL	COM	GR 1	GR 2	GR 3	GR 4	GR 5	GR 6
8102M	1608	1823	1890	2042	2249	2415	2633

Dimensions (inches)

seat H	18.0	seat W	21.0	arm H	25.0
total H	33.75	total W	44.75	depth	26.0

Meets BIFMA Seating Durability Test to 750 lbs per two seater
CAL 133, add \$244 List per two seater
For Corian arms add suffix C and **\$286**



8102M
73 lbs

Three Seater with outside arms

COM 5.25 yds
0.75 yd COM per single seat
1.0 yd COM per single back

MODEL	COM	GR 1	GR 2	GR 3	GR 4	GR 5	GR 6
8103M	2147	2468	2570	2796	3107	3358	3686

Dimensions (inches)

seat H	18.0	seat W	21.0	arm H	25.0
total H	33.75	total W	67.5	depth	26.0

Meets BIFMA Seating Durability Test to 1000 lbs per three seater
CAL 133, add \$366 List per three seater
For Corian arms add suffix C and **\$286**



8103M
102 lbs



CALVIN Public Seating

Two and Three Seaters with half arms

Standard Features

- Separate seat and back
- Polyurethane arms or wood arms
- Arms are field replaceable
- Wall-saving, 14 gauge oval tube frame
- Frame in any Spectone color
- Velcro removable back covers, replaceable seat
- Used in connected layouts for no extra charge
- Glides
- Ships assembled as 2 or 3 seaters
- Ships 1/carton 26 cu ft (2 seater),
1/carton 39 cu ft (3 seater)

Contact Spec Customer Service to railroad fabrics (specify repeat info and yardage requirement will be provided) and for repeats greater than 5" x 5"

Options

- Choose aluminum (A) or wood (W) side frame. Aluminum side frame available in any Spectone color
- For wood (W) side frame, specify and add \$122 list Available in any of 9 standard stains or stain-to-match for no extra charge
- Polyurethane arms available in Black, Sterling Grey or Taupe (RAL 7006)
- Wood arms in Beech are available in any of 9 standard stains or stain-to-match for no extra charge
- Corian arms available in Antarctica, Bisque, Cameo White, Glacier White, or Linen. Custom colors available, contact Spec for pricing
- Connected and freestanding tables
- Antibacterial and antimicrobial fabrics available
- Different fabric on seat and back for no extra charge
- CAL 133



Two Seater with half arms

COM 3.5 yds
0.75 yd COM per single seat
1.0 yd COM per single back

MODEL	COM	GR 1	GR 2	GR 3	GR 4	GR 5	GR 6
8112M	1803	2018	2086	2236	2444	2611	2831

Dimensions (inches)

	seat H	18.0	seat W	21.0	arm H	25.0
total H	33.75	total W	48.0	depth	26.0	

Meets BIFMA Seating Durability Test to 750 lbs per two seater
CAL 133, add \$244 List per two seater
For Corian arms add suffix C and \$429



8112M
74 lbs

Three Seater with half arms

COM 5.25 yds
0.75 yd COM per single seat
1.0 yd COM per single back

MODEL	COM	GR 1	GR 2	GR 3	GR 4	GR 5	GR 6
8113M	2505	2829	2929	3157	3466	3717	4046

Dimensions (inches)

	seat H	18.0	seat W	21.0	arm H	25.0
total H	33.75	total W	70.5	depth	26.0	

Meets BIFMA Seating Durability Test to 1000 lbs per two seater
CAL 133, add \$366 List per three seater
For Corian arms add suffix C and \$572



8113M
103 lbs



CALVIN Public Seating

Loveseat with arms

Standard Features

- Separate seat and back
- Polyurethane arms or wood arms
- Arms are field replaceable
- Wall-saving, 14 gauge oval tube frame
- Frame in any Spectone color
- Velcro removable back covers, replaceable seat
- Used in connected layouts for no extra charge
- Glides
- Ships assembled
- Ships 1/carton 20 cu ft

Contact Spec Customer Service to railroad fabrics (specify repeat info and yardage requirement will be provided) and for repeats greater than 5" x 5"

Options

- Choose aluminum (A) or wood (W) side frame. Aluminum side frame available in any Spectone color
- For wood (W) side frame, specify and add \$122 list Available in any of 9 standard stains or stain-to-match for no extra charge
- Polyurethane arms available in Black, Sterling Grey or Taupe (RAL 7006)
- Wood arms in Beech are available in any of 9 standard stains or stain-to-match for no extra charge
- Corian arms available in Antarctica, Bisque, Cameo White, Glacier White, or Linen. Custom colors available, contact Spec for pricing
- Connected and freestanding tables
- Antibacterial and antimicrobial fabrics available
- Different fabric on seat and back for no extra charge
- CAL 133



Loveseat with arms

COM 3.5 yds
 1.75 yd COM per single seat
 1.75 yd COM per single back

MODEL	COM	GR 1	GR 2	GR 3	GR 4	GR 5	GR 6
8101L	1516	1729	1798	1950	2156	2325	2543

Dimensions (inches)

seat H	18.0	seat W	42.0	arm H	25.0
total H	33.75	total W	46.0	depth	26.0

Meets BIFMA Seating Durability Test to 750 lbs per chair
 CAL 133, add \$188 List per chair
 For Corian arms add suffix C and **\$286**



8101L
73 lbs



CALVIN Public Seating

Bariatric Single Seater with arms

Standard Features

- Separate seat and back
- Polyurethane arms or wood arms
- Arms are field replaceable
- Wall-saving, 14 gauge oval tube frame
- Frame in any Spectone color
- Velcro removable back covers, replaceable seat
- Used in connected layouts for no extra charge
- Glides
- Ships assembled
- Ships 1/carton 20 cu ft

Contact Spec Customer Service to railroad fabrics (specify repeat info and yardage requirement will be provided) and for repeats greater than 5" x 5"

Options

- Choose aluminum (A) or wood (W) side frame. Aluminum side frame available in any Spectone color
- For wood (W) side frame, specify and add \$122 list Available in any of 9 standard stains or stain-to-match for no extra charge
- Polyurethane arms available in Black, Sterling Grey or Taupe (RAL 7006)
- Wood arms in Beech are available in any of 9 standard stains or stain-to-match for no extra charge
- Corian arms available in Antarctica, Bisque, Cameo White, Glacier White, or Linen. Custom colors available, contact Spec for pricing
- Connected and freestanding tables
- Antibacterial and antimicrobial fabrics available
- Different fabric on seat and back for no extra charge
- CAL 133



Bariatric Single Seater with arms

COM 3.0 yds
 1.5 yd COM per single seat
 1.5 yd COM per single back

MODEL	COM	GR 1	GR 2	GR 3	GR 4	GR 5	GR 6
8101G	1221	1406	1463	1593	1771	1914	2101

Dimensions (inches)

seat H	18.0	seat W	30.0	arm H	25.0
total H	33.75	total W	34.0	depth	26.0

Meets BIFMA Seating Durability Test to 750 lbs per chair
 CAL 133, add \$153 List per chair
 For Corian arms add suffix C and **\$286**



8101G
53 lbs



CALVIN Public Seating

Highback Single Seater with arms

Standard Features

- Separate seat and back
- Polyurethane arms or wood arms
- Arms are field replaceable
- 14 gauge oval tube frame
- Frame in any Spectone color
- Velcro removable back covers, replaceable seat
- Used in connected layouts for no extra charge
- Glides
- Ships assembled
- Ships 1/carton 20 cu ft

Contact Spec Customer Service to railroad fabrics (specify repeat info and yardage requirement will be provided) and for repeats greater than 5" x 5"

Options

- Choose aluminum (A) or wood (W) side frame. Aluminum side frame available in any Spectone color
- For wood (W) side frame, specify and add \$122 list Available in any of 9 standard stains or stain-to-match for no extra charge
- Polyurethane arms available in Black, Sterling Grey or Taupe (RAL 7006)
- Wood arms in Beech are available in any of 9 standard stains or stain-to-match for no extra charge
- Corian arms available in Antarctica, Bisque, Cameo White, Glacier White, or Linen. Custom colors available, contact Spec for pricing
- Vinyl insert on top of the back, add \$45 List/seat back
- Connected and freestanding tables
- Antibacterial and antimicrobial fabrics available
- Different fabric on seat and back for no extra charge
- CAL 133



Highback Single Seater with arms

COM 2.5 yds
 0.75 yd COM per single seat
 1.75 yd COM per single back

MODEL	COM	GR 1	GR 2	GR 3	GR 4	GR 5	GR 6
8101H	1083	1237	1285	1394	1541	1662	1818

Dimensions (inches)

seat H	18.0	seat W	21.0	arm H	25.0
total H	47.50	total W	25.0	depth	26.0

Meets BIFMA Seating Durability Test to 500 lbs per chair
 CAL 133, add \$137 List per chair
 For Corian arms add suffix C and \$ 286



8101H
50 lbs



CALVIN Public Seating

Easy Access Hip Single Seater with arms

Standard Features

- Separate seat and back
- Polyurethane arms or wood arms
- Arms are field replaceable
- Wall-saving, 14 gauge oval tube frame
- Frame in any Spectone color
- Velcro removable back covers, replaceable seat
- Used in connected layouts for no extra charge
- Glides
- Ships assembled
- Ships 1/carton 20 cu ft

Contact Spec Customer Service to railroad fabrics (specify repeat info and yardage requirement will be provided) and for repeats greater than 5" x 5"

Options

- Choose aluminum (A) or wood (W) side frame. Aluminum side frame available in any Spectone color
- For wood (W) side frame, specify and add \$122 list Available in any of 9 standard stains or stain-to-match for no extra charge
- Polyurethane arms available in Black, Sterling Grey or Taupe (RAL 7006)
- Wood arms in Beech are available in any of 9 standard stains or stain-to-match for no extra charge
- Corian arms available in Antarctica, Bisque, Cameo White, Glacier White, or Linen. Custom colors available, contact Spec for pricing
- Connected and freestanding tables
- Antibacterial and antimicrobial fabrics available
- Different fabric on seat and back for no extra charge
- CAL 133



Easy Access Hip Single Seater with arms

COM 1.75 yds
 0.75 yd COM per single seat
 1.0 yd COM per single back

MODEL	COM	GR 1	GR 2	GR 3	GR 4	GR 5	GR 6
8101ME	1113	1219	1252	1328	1432	1516	1626

Dimensions (inches)

seat H	24.0	seat W	21.0	arm H	31.5
total H	46.0	total W	25.0	depth	26.0

Meets BIFMA Seating Durability Test to 500 lbs per chair
 CAL 133, add \$122 List per chair
 For Corian arms add suffix C and \$ 286



8101ME
47 lbs



CALVIN Public Seating

Freestanding Lounge Tables – Corner and Spacer Connecting Tables

Standard Features

- Tops in laminate or veneer
- Select laminate tops from 15 standard laminates or choose any standard Wilsonart, Nevamar, Formica, Arborite and Pionite matte finish laminates for no extra charge
- Freestanding lounge tables available with PVC Flat (PVF), 2mm (2MM), exposed Baltic Birch plywood (PF, PKNR) or hardwood (HB) edge
- Connecting table tops available with PVC Flat (PVF) edge, Self edge (SE) or hardwood (HB) edge
- 9 standard veneer and hardwood edge stains. Stain-to-match available for no extra charge.
- Oval steel table legs available in any Spectone color
- Tops utilize NU Green earth friendly core
- Threaded replaceable glides
- 18" height

Options

- Non-standard laminates, contact Spec for pricing
- Custom size spacer tables for restricted spaces
- Other sizes may be available

Radius Corner Tables are recommended for open areas



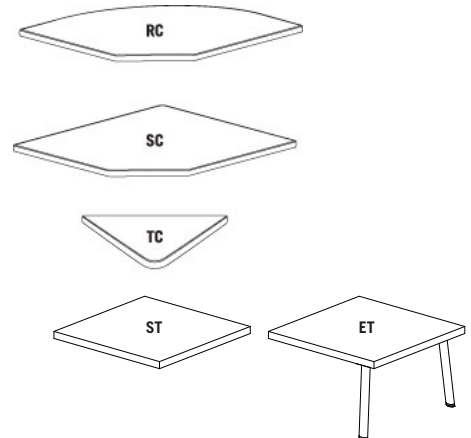
Freestanding Lounge Tables

Model	Laminate PVF/SE/2MM	Laminate PF/PKNR/HB	Veneer HB	Weight	Cu.Ft.
81 - 24 x 24 SQ	652	850	1008	47	7.2
81 - 24 x 48 RE	816	1034	1257	64	18
81 - 30 x 30 SQ	761	905	1073	57	13.5
81 - 22 DIA	815	1182	1390	47	7.2



Corner and Spacer Connecting Tables

Model	Laminate PVF/SE	Laminate HB Edge	Veneer HB Edge	Weight	Cu.Ft.
81RC - 28 x 28 <i>Radius Corner Table</i>	849	1138	1334	26	2
81SC - 28 x 28 <i>Square Corner Table</i>	927	1126	1242	26	2
81TC - 45 degree <i>Corner Table</i>	849	1138	1334	19	2
81ST - 21 x 21 <i>Spacer Table</i>	576	813	931	19	2
81ET - 21 x 21 <i>End Table</i>	769	1006	1125	19	2



SOLID EDGE HOME USE