

CONDUCTOR TABLES



PRODUCT CODE

2430 RE CT

Top Size

Width x Length

Top Shape

- D : Round
- SQ : Square
- RE : Rectangle
- RT : Racetrack
- B : Bullet
- H : Halfmoon
- TP : Trapezoid
- RC90 : Radius (*connector*)
- TC90 : Triangle (*connector*)
- CRC90 : Crescent (*connector*)
- BT : Boatshape
- BTA : Boatshape Arc

Series

Conductor

Base

- X : X-Base
- X4 : 4 Column X-Base
- T : T-Base
- T2 : Double Column T-Base
- T2D : T2 with Door
- C : C-Base

OPTIONS

FLIP TOP



CASTERS




FOLDING



FINISHES

LAMINATE



Select from 15 standard laminates or choose any standard Wilsonart, Nevamar, Formica, Arborite and Pionite matte finish laminates at no upcharge

VENEER




Select from one of our 9 standard wood stains or stain-to-match at no upcharge

BASE



Select from one of our 76 standard Spectone colors

EDGE




Check out our website for a complete list of edge profiles.

See Spectone Card or specfurniture.com/materials/finishes for a complete list of finish options and colors.

CONDUCTOR TABLES

HOW TO ORDER



Specify Top Size (Width x Length) and Shape

- A** Specify Top Type and Finish
For Laminate Top: Manufacturer, Laminate Name, Laminate Code
For Veneer Top: Wood Stain
- B** Specify Edge Type, (for hardwood: Style), and Finish
PVC Flat/2mm Bio/2mm PVC Woodgrain/Self Edge/Hardwood
- C** Specify Base Style and Finish

Optional: Flip Top, Fold, Bar Height, Hard Casters, Soft Casters, Wheelbarrow Wheels, Grommets, Seam Connectors, Modesty Panels, Adjustable Height, Power and Data Modules, Custom Solutions

Restrictions may apply. See price list tables below for more information.



Top Size and Shape	Top Type and Finish	Edge Type, Style and Finish	Base Style and Finish
24 x 72, Rectangle	Laminate, Arborite, Brown Sugar	Hardwood, HF, Custom Brown Sugar Stain	CT, Silver



CONDUCTOR TABLES GENERAL PURPOSE



MODEL	BASES		TOP SPECIFICATIONS						OPTIONS			LBS
	Code	Qty.	For Laminate Top			For Veneer Top			FLIP TOP (FT)	HARD CASTERS (HC)	SOFT CASTERS (SC)	
			SE PVF 2MM	HF HB	HBV HBVR HBG	HF2 HB2 HKN4 HKNR4 HBG2	HF HB HBV HBVR HBG	HF2 HB2 HKN4 HKNR4 HBG2				
<i>Round</i>												
24D	CX	1	519	822	856	947	997	1092	138	84	168	34
30D	CX	1	605	907	947	1131	1085	1224	138	84	168	44
36D	CX	1	689	1126	1202	1353	1400	1593	138	84	168	55
42D	CX	1	931	1422	1525	1750	1773	2039	-	-	-	69
	CX4	1	1062	1553	1656	1881	1904	2170	-	84	168	77
48D	CX4	1	1083	1739	1852	1965	2366	2707	-	84	168	93
54D	CX4	1	1328	2295	2473	2645	2843	3282	-	-	-	111
60D	CX4	1	1367	2467	2656	2802	3384	3928	-	-	-	130
<i>Square</i>												
24 x 24SQ	CX	1	543	710	742	801	841	983	138	84	168	34
30 x 30SQ	CX	1	635	756	801	952	897	1092	138	84	168	44
36 x 36SQ	CX	1	707	896	947	1126	1131	1302	138	84	168	55
42 x 42SQ	CX4	1	1075	1349	1433	1518	1578	1808	-	84	168	77
48 x 48SQ	CX4	1	1205	1445	1535	1574	1896	2194	-	84	168	93
54 x 54SQ	CX4	1	1330	1860	2000	2160	2248	2636	-	-	-	111
60 x 60SQ	CX4	1	1356	1952	2098	2260	2655	3125	-	-	-	130



30D-CX



42D-CX4

STANDARD FEATURES

- Select from 15 standard laminates or choose any standard Wilsonart, Nevamar, Formica, Arborite and Pionite matte finish laminates at no upcharge. For other laminate please contact the factory for pricing.
- 9 standard veneer and hardwood edge stains. Stain-to-match available at no upcharge.
- Bases available in any Spectone color.
- Standard table height 29".
- All bases are standard with floor leveling glides.

OPTIONS

- Custom heights available.
- For applicable Power & Data modules, please see Table Accessories Price List.

HOW TO ORDER

1. Select Model
2. Select Base
3. Select Edge Style
4. Select Options
5. Select Top Finish
6. Select Edge Finish
7. Select Base Finish

Example: 24D - CX - PVF -





CONDUCTOR TABLES GENERAL PURPOSE

MODEL	BASES		TOP SPECIFICATIONS						OPTIONS				LBS	
	Code	Qty.	For Laminate Top			For Veneer Top			FLIP TOP (FT)	FOLD* (FL)	CASTERS			WHEELS (WB)
			SE PVF 2MM	HF HB	HBV HBVR HBG	HF2 HB2 HKNR4 HBG2	HF HB HBV HBVR HBG	HF2 HB2 HKNR4 HBG2					HARD (HC)	
<i>Rectangle</i>														
24 x 30RE	CX	1	626	738	778	836	881	992	138	-	-	-	-	43
	CT	2	688	800	840	898	943	1054	278	-	84	168	87	52
24 x 36RE	CX	1	626	738	778	836	881	992	141	-	-	-	-	43
	CT	2	688	800	840	898	943	1054	278	-	84	168	87	52
24 x 42RE	CT	2	745	925	972	1058	1109	1263	278	-	84	168	87	60
24 x 48RE	CT	2	745	925	972	1058	1109	1263	278	-	84	168	87	60
24 x 54RE	CT	2	794	1060	1119	1217	1290	1479	278	-	84	168	87	68
24 x 60RE	CT	2	794	1060	1119	1217	1290	1479	278	262	84	168	87	68
24 x 66RE	CT	2	922	1239	1314	1433	1511	1742	278	262	84	168	87	77
24 x 72RE	CT	2	922	1239	1314	1433	1511	1742	278	262	84	168	87	77
30 x 36RE	CX	1	707	836	883	958	1012	1145	138	-	-	-	-	49
	CT	2	769	898	945	1020	1074	1207	278	-	84	168	87	58
30 x 42RE	CT	2	786	1035	1093	1190	1263	1451	278	-	84	168	87	68
30 x 48RE	CT	2	786	1035	1093	1190	1263	1451	278	-	84	168	87	68
30 x 54RE	CT	2	836	1176	1253	1392	1474	1709	278	-	84	168	87	79
30 x 60RE	CT	2	836	1176	1253	1392	1474	1709	278	262	84	168	87	79
30 x 66RE	CT	2	988	1262	1353	1495	1576	1835	278	262	84	168	87	89
30 x 72RE	CT	2	1036	1395	1487	1670	1764	2050	278	262	84	168	87	89
30 x 78RE	CT	2	1230	1548	1655	1867	1980	2308	278	262	84	168	-	100
30 x 84RE	CT	2	1230	1548	1655	1867	1980	2308	278	262	84	168	-	100
30 x 90RE	CT	2	1249	1739	1867	2065	2199	2574	-	262	84	168	87	110
30 x 96RE	CT	2	1249	1739	1867	2065	2199	2574	-	262	84	168	87	110

*Folding tables available with PVC Flat (PVF) edge only.



STANDARD FEATURES

- Select from 15 standard laminates or choose any standard Wilsonart, Nevamar, Formica, Arborite and Pionite matte finish laminates at no upcharge. For other laminate please contact the factory for pricing.
- 9 standard veneer and hardwood edge stains. Stain-to-match available at no upcharge.
- Bases available in any Spectone color.
- Standard table height 29".
- All bases are standard with floor leveling glides.

OPTIONS

- Custom heights available.
- For applicable Power & Data modules, please see Table Accessories Price List.

HOW TO ORDER

1. Select Model
2. Select Base
3. Select Edge Style
4. Select Options
5. Select Top Finish
6. Select Edge Finish
7. Select Base Finish

Example: 2430RE - CX - PVF -





CONDUCTOR TABLES GENERAL PURPOSE

MODEL	BASES		TOP SPECIFICATIONS						OPTIONS					LBS
	Code	Qty.	For Laminate Top			For Veneer Top			FLIP TOP (FT)	FOLD* (FL)	CASTERS		WHEELS (WB)	
			SE PVF 2MM	HF HB	HBV HBVR HBG	HF2 HB2 HKN4 HKNR4 HBG2	HF HB HBV HBVR HBG	HF2 HB2 HKN4 HKNR4 HBG2						HARD (HC)
<i>Rectangle</i>														
36 x 42RE	CT	2	872	1060	1132	1229	1306	1501	278	-	84	168	87	77
36 x 48RE	CT	2	894	1158	1235	1353	1431	1660	278	-	84	168	87	77
36 x 60RE	CT	2	979	1346	1440	1588	1682	1969	278	262	84	168	87	89
36 x 66RE	CT	2	1052	1436	1543	1707	1810	2125	-	262	84	168	87	102
	CT2	2	1212	1596	1703	1867	1970	2285	-	524	84	168	-	112
36 x 72RE	CT	2	1086	1487	1588	1826	1940	2282	-	262	84	168	87	102
	CT2	2	1246	1647	1748	1986	2100	2442	-	524	84	168	-	112
36 x 78RE	CT	2	1376	1804	1937	2142	2279	2678	-	-	84	168	87	115
	CT2	2	1536	1964	2097	2302	2439	2838	-	524	84	168	-	125
36 x 84RE	CT	2	1376	1804	1937	2142	2279	2678	-	-	84	168	87	115
	CT2	2	1536	1964	2097	2302	2439	2838	-	524	84	168	-	125
36 x 90RE	CT	2	1381	1990	2142	2382	2536	2983	-	-	84	168	87	127
	CT2	2	1541	2150	2302	2542	2696	3143	-	524	84	168	-	137
36 x 96RE	CT	2	1381	1990	2142	2382	2536	2983	-	-	84	168	87	127
	CT2	2	1541	2150	2302	2542	2696	3143	-	524	84	168	-	137
42 x 78RE	CT2	2	1746	2115	2261	2615	2734	3197	-	524	84	168	-	139
	CT2D	2	2792	3161	3307	3661	3780	4243	-	-	-	-	-	153
42 x 84RE	CT2	2	1746	2115	2261	2615	2734	3197	-	524	84	168	-	139
	CT2D	2	2792	3161	3307	3661	3780	4243	-	-	-	-	-	153

*Folding tables available with PVC Flat (PVF) edge only.



2448RE-CT

STANDARD FEATURES

- Select from 15 standard laminates or choose any standard Wilsonart, Nevamar, Formica, Arborite and Pionite matte finish laminates at no upcharge. For other laminate please contact the factory for pricing.
- 9 standard veneer and hardwood edge stains. Stain-to-match available at no upcharge.
- Bases available in any Spectone color.
- Standard table height 29".
- All bases are standard with floor leveling glides.

OPTIONS

- Custom heights available.
- For applicable Power & Data modules, please see Table Accessories Price List.

HOW TO ORDER

1. Select Model
2. Select Base
3. Select Edge Style
4. Select Options
5. Select Top Finish
6. Select Edge Finish
7. Select Base Finish

Example: 3642RE - CT - PVF -





CONDUCTOR TABLES GENERAL PURPOSE

MODEL	BASES		TOP SPECIFICATIONS						OPTIONS			LBS	
	Code	Qty.	For Laminate Top			For Veneer Top			FLIP TOP (FT)	CASTERS			WHEELS (WB)
			SE PVF 2MM	HF HB	HBV HBVR HBG	HF2 HB2 HKN4 HKNR4 HBG2	HF HB HBV HBVR HBG	HF2 HB2 HKN4 HKNR4 HBG2			HARD (HC)	SOFT (SC)	
<i>Racetrack</i>													
36 x 54RT	CT	2	1027	1511	1622	1826	1908	2204	278	84	168	87	89
	CT2	2	1187	1671	1782	1986	2068	2364	-	84	168	87	99
36 x 60RT	CT	2	1027	1511	1622	1826	1908	2204	278	84	168	87	89
	CT2	2	1187	1671	1782	1986	2068	2364	-	84	168	87	99
36 x 66RT	CT	2	1163	1670	1791	2007	2199	2567	278	84	168	87	102
	CT2	2	1323	1830	1951	2167	2359	2727	-	84	168	87	112
36 x 72RT	CT	2	1163	1670	1791	2007	2199	2567	278	84	168	87	102
	CT2	2	1323	1830	1951	2167	2359	2727	-	84	168	87	112
36 x 78RT	CT	2	1392	2035	2185	2512	2580	3009	-	84	168	87	115
	CT2	2	1552	2195	2345	2672	2740	3169	-	84	168	87	125
36 x 84RT	CT	2	1392	2035	2185	2512	2580	3009	-	84	168	87	115
	CT2	2	1552	2195	2345	2672	2740	3169	-	84	168	87	125
36 x 90RT	CT	2	1395	2253	2432	2798	2884	3376	-	84	168	87	127
	CT2	2	1555	2413	2592	2958	3044	3536	-	84	168	87	137
36 x 96RT	CT	2	1395	2253	2432	2798	2884	3376	-	84	168	87	127
	CT2	2	1555	2413	2592	2958	3044	3536	-	84	168	87	137
42 x 78RT	CT2	2	1760	2368	2552	2924	3013	3506	-	84	168	87	154
	CT2D	2	2806	3414	3598	3970	4059	4552	-	-	-	-	168
42 x 84RT	CT2	2	1760	2368	2552	2924	3013	3506	-	84	168	87	154
	CT2D	2	2806	3414	3598	3970	4059	4552	-	-	-	-	168
48 x 78RT	CT2	2	1764	2630	2836	3165	3371	3934	-	84	168	87	154
	CT2D	2	2810	3676	3882	4211	4417	4980	-	-	-	-	168
48 x 84RT	CT2	2	1764	2630	2836	3165	3371	3934	-	84	168	87	154
	CT2D	2	2810	3676	3882	4211	4417	4980	-	-	-	-	168



2448RE-CT

STANDARD FEATURES

- Select from 15 standard laminates or choose any standard Wilsonart, Nevamar, Formica, Arborite and Pionite matte finish laminates at no upcharge. For other laminate please contact the factory for pricing.
- 9 standard veneer and hardwood edge stains. Stain-to-match available at no upcharge.
- Bases available in any Spectone color.
- Standard table height 29".
- All bases are standard with floor leveling glides.

OPTIONS

- Custom heights available.
- For applicable Power & Data modules, please see Table Accessories Price List.

HOW TO ORDER

1. Select Model
2. Select Base
3. Select Edge Style
4. Select Options
5. Select Top Finish
6. Select Edge Finish
7. Select Base Finish

Example: 3654RT - CT - PVF -





CONDUCTOR TABLES GENERAL PURPOSE



MODEL	BASES		TOP SPECIFICATIONS						OPTIONS			LBS	
	Code	Qty.	For Laminate Top			For Veneer Top			FLIP TOP (FT)	CASTERS			WHEELS (WB)
			SE PVF 2MM	HF HB	HBV HBVR HBG	HF2 HB2 HKNR4 HBG2	HF HB HBV HBVR HBG	HF2 HB2 HKNR4 HBG2			HARD (HC)	SOFT (SC)	
<i>Bullet</i>													
30 x 54B	CT	2	940	1425	1524	1700	1753	2045	278	84	168	87	79
30 x 60B	CT	2	940	1425	1524	1700	1753	2045	278	84	168	87	79
36 x 54B	CT	2	1045	1856	2000	2259	2293	2663	-	84	168	87	89
36 x 60B	CT	2	1045	1856	2000	2259	2293	2663	-	84	168	87	89
36 x 72B	CT	2	1162	2059	2219	2494	2655	3114	-	84	168	87	102
<i>Halfmoon</i>													
24 x 48H	CC	2	686	1121	1233	1364	1471	1719	-	84	168	-	56
	CT	2	758	1193	1305	1436	1543	1791	278	84	168	87	60
30 x 60H	CC	2	868	1518	1668	1817	2004	2358	-	84	168	-	75
	CT	2	940	1590	1740	1889	2076	2430	278	84	168	87	79
36 x 72H	CT	2	1162	2049	2244	2428	2730	3208	-	-	-	87	102
<i>Trapezoid</i>													
30 x 60TP	CC	2	868	1268	1361	1523	1569	1840	-	84	168	-	75
	CT	2	940	1340	1433	1595	1641	1912	-	84	168	-	79
36 x 72TP	CC	2	1090	1631	1755	2035	2102	2493	-	84	168	-	98
	CT	2	1162	1703	1827	2107	2174	2565	-	84	168	-	102
<i>Radius (connector)</i>													
24 x 24	24RC90	-	334	608	686	787	807	967	-	-	-	-	17
30 x 30	30RC90	-	431	805	904	1014	1071	1288	-	-	-	-	27
<i>Crescent (connector)</i>													
30 x 36	3036CRC90-CT	1	707	1287	1361	1419	1602	1807	-	-	-	-	45
36 x 42	3642CRC90-CT	1	1014	1562	1659	1738	1990	2266	-	-	-	-	58



2448RE-CT

STANDARD FEATURES

- Select from 15 standard laminates or choose any standard Wilsonart, Nevamar, Formica, Arborite and Pionite matte finish laminates at no upcharge. For other laminate please contact the factory for pricing.
- 9 standard veneer and hardwood edge stains. Stain-to-match available at no upcharge.
- Bases available in any Spectone color.
- Standard table height 29".
- All bases are standard with floor leveling glides.

OPTIONS

- Custom heights available.
- For applicable Power & Data modules, please see Table Accessories Price List.

HOW TO ORDER

1. Select Model
2. Select Base
3. Select Edge Style
4. Select Options
5. Select Top Finish
6. Select Edge Finish
7. Select Base Finish

Example: 3054B - CT - PVF -





CONDUCTOR TABLES TRAINING



	Code	Qty.	For Laminate Top			For Veneer Top		FLIP TOP (FT)	FOLD* (FL)	CASTERS		WHEELS (WB)	
			PVF 2MM	HF	HKN1	HF	HKN1			HARD (HC)	SOFT (SC)		
<i>Rectangle</i>													
18 X 42RE	CC	2	633	795	907	956	1085	-	-	84	168	87	48
18 X 48RE	CC	2	633	795	907	956	1085	-	-	84	168	87	48
18 X 54RE	CC	2	673	853	986	1037	1191	-	-	84	168	87	54
18 X 60RE	CC	2	673	853	986	1037	1191	-	262	84	168	87	54
18 X 66RE	CC	2	722	988	1145	1218	1407	-	262	84	168	87	60
18 X 72RE	CC	2	722	988	1145	1218	1407	-	262	84	168	87	60
24 X 42RE	CC	2	673	853	986	1037	1191	-	-	84	168	87	56
24 X 48RE	CC	2	673	853	986	1037	1191	-	-	84	168	87	56
24 X 54RE	CC	2	722	988	1145	1218	1407	-	-	84	168	87	64
24 X 60RE	CC	2	722	988	1145	1218	1407	-	262	84	168	87	64
24 X 66RE	CC	2	850	1167	1361	1439	1670	-	262	84	168	87	73
24 X 72RE	CC	2	850	1167	1361	1439	1670	-	262	84	168	87	73
30 X 42RE	CC	2	714	963	1118	1191	1379	-	-	84	168	87	64
30 X 48RE	CC	2	714	963	1118	1191	1379	-	-	84	168	87	64
30 X 54RE	CC	2	764	1104	1320	1402	1637	-	-	84	168	87	75
30 X 60RE	CC	2	764	1104	1320	1402	1637	-	262	84	168	87	75
30 X 66RE	CC	2	916	1190	1423	1504	1763	-	262	84	168	87	85
30 X 72RE	CC	2	964	1323	1598	1692	1978	-	262	84	168	87	85
<i>Radius (connector)</i>													
24, 90°	24RC90	-	334	608	787	807	967	-	-	-	-	-	16
30, 90°	30RC90	-	431	805	1014	1071	1288	-	-	-	-	-	23
24, 30°	24RC30	-	308	580	761	779	940	-	-	-	-	-	10
30, 30°	30RC30	-	401	778	987	1044	1260	-	-	-	-	-	16
<i>Triangle (connector)</i>													
24, 90°	24TC90	-	334	608	787	807	967	-	-	-	-	-	16
30, 90°	30TC90	-	431	805	1014	1071	1288	-	-	-	-	-	23
24, 30°	24TC30	-	308	580	761	779	940	-	-	-	-	-	10
30, 30°	30TC30	-	401	778	987	1044	1260	-	-	-	-	-	16

*Folding tables available with PVC Flat (PVF) edge only.

STANDARD FEATURES

- Select from 15 standard laminates or choose any standard Wilsonart, Nevamar, Formica, Arborite and Pionite matte finish laminates at no upcharge. For other laminate please contact the factory for pricing.
- 9 standard veneer and hardwood edge stains. Stain-to-match available at no upcharge.
- Bases available in any Spectone color.
- Standard table height 29".
- All bases are standard with floor leveling glides.
- Training tables without a wire management trough are provided with inserts to attach a trough later if required.

OPTIONS

- Custom heights available.
- For applicable Power & Data modules, please see Table Accessories Price List.

HOW TO ORDER

1. Select Model
2. Select Base
3. Select Edge Style
4. Select Options
5. Select Top Finish
6. Select Edge Finish
7. Select Base Finish

Example: 1842RE - CC - PVF -

