

CONDUCTOR TABLES



PRODUCT CODE

2430 RE CT

Top Size

Width x Length

Top Shape

- D : Round
- SQ : Square
- RE : Rectangle
- RT : Racetrack
- B : Bullet
- H : Halfmoon
- TP : Trapezoid

- RC90 : Radius (*connector*)
- TC90 : Triangle (*connector*)
- CRC90 : Crescent (*connector*)
- BT : Boatshape
- BTA : Boatshape Arc

Series

Conductor

Base

- X : X-Base
- X4 : 4 Column X-Base
- T : T-Base
- T2 : Double Column T-Base
- T2D : T2 with Door
- C : C-Base

OPTIONS

FLIP TOP



CASTERS




FOLDING



FINISHES

LAMINATE



Select from 15 standard laminates or choose any standard Wilsonart, Nevamar, Formica, Arborite and Pionite matte finish laminates at no upcharge

VENEER




Select from one of our 9 standard wood stains or stain-to-match at no upcharge

BASE



Select from one of our 76 standard Spectone colors


EDGE



See Spectone Card or specfurniture.com/materials/finishes for a complete list of finish options and colors.

CONDUCTOR TABLES

HOW TO ORDER



Specify Top Size (Width x Length) and Shape

- A** Specify Top Type and Finish
For Laminate Top: Manufacturer, Laminate Name, Laminate Code
For Veneer Top: Wood Stain
- B** Specify Edge Type, (for hardwood: Style), and Finish
PVC/2mm/Self Edge/Exposed Baltic Birch Plywood/Hardwood
- C** Specify Base Style and Finish

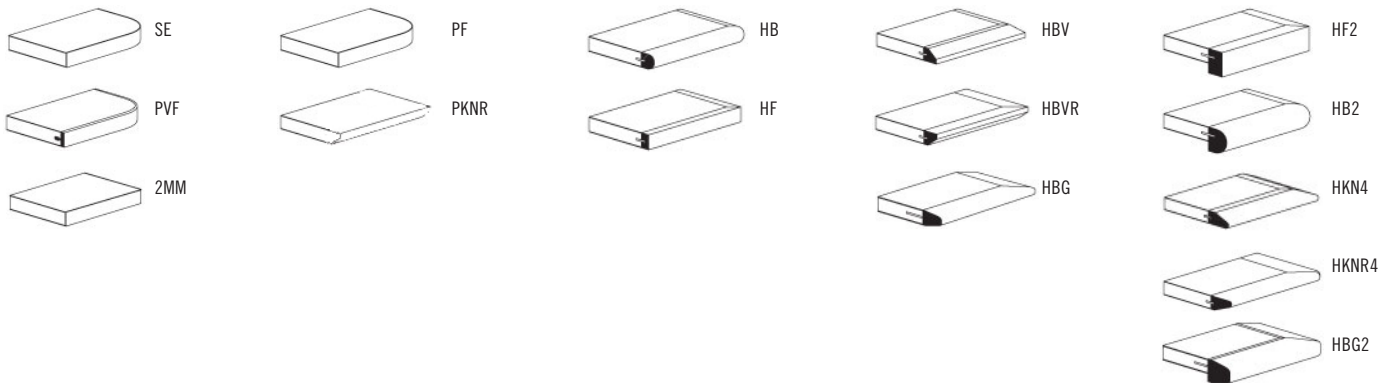
Optional: Flip Top, Fold, Bar Height, Hard Casters, Soft Casters, Wheelbarrow Wheels, Grommets, Seam Connectors, Modesty Panels, Adjustable Height, Power and Data Modules, Custom Solutions

Restrictions may apply. See price list tables below for more information.



Top Size and Shape	Top Type and Finish	Edge Type, Style and Finish	Base Style and Finish
24 x 72, Rectangle	Laminate, Arborite, Brown Sugar	Hardwood, HF, Custom Brown Sugar Stain	CT, Silver

EDGE PROFILES





CONDUCTOR TABLES GENERAL PURPOSE



MODEL	BASES		TOP SPECIFICATIONS						OPTIONS			LBS
	Code	Qty.	For Laminate Top			For Veneer Top			FLIP TOP (FT)	HARD CASTERS (HC)	SOFT CASTERS (SC)	
			SE PVF 2MM	HF HB PKNR ¹ PF ¹	HBV HBVR HBG	HF2 HB2 HKN4 HKNR4 HBG2	HF HB HBV HBVR HBG	HF2 HB2 HKN4 HKNR4 HBG2				
<i>Round</i>												
24D	CX	1	540	855	891	985	1037	1136	144	88	176	34
30D	CX	1	630	944	985	1177	1129	1273	144	88	176	44
36D	CX	1	717	1171	1250	1407	1456	1657	144	88	176	55
42D	CX	1	969	1479	1586	1820	1844	2121	-	-	-	69
	CX4	1	1105	1615	1722	1956	1980	2257	-	88	176	77
48D	CX4	1	1126	1809	1926	2044	2461	2815	-	88	176	93
54D	CX4	1	1381	2387	2572	2751	2957	3413	-	-	-	111
60D	CX4	1	1422	2566	2762	2914	3519	4085	-	-	-	130
<i>Square</i>												
24 x 24SQ	CX	1	565	739	772	833	875	1023	144	88	176	34
30 x 30SQ	CX	1	661	787	833	990	933	1136	144	88	176	44
36 x 36SQ	CX	1	736	932	985	1171	1177	1354	144	88	176	55
42 x 42SQ	CX4	1	1118	1403	1490	1579	1641	1880	-	88	176	77
48 x 48SQ	CX4	1	1253	1503	1597	1637	1972	2282	-	88	176	93
54 x 54SQ	CX4	1	1383	1935	2080	2247	2338	2742	-	-	-	111
60 x 60SQ	CX4	1	1410	2030	2182	2351	2761	3250	-	-	-	130

¹ Exposed Baltic Birch plywood edge (PKNR, PF) can only be specified on square tops up to 47-1/2" x 95-1/2". Clear finish only.



30D-CX



42D-CX4

STANDARD FEATURES

- Select from 15 standard laminates or choose any standard Wilsonart, Nevamar, Formica, Arborite and Pionite matte finish laminates at no upcharge. For other laminate please contact the factory for pricing.
- 9 standard veneer and hardwood edge stains. Stain-to-match available at no upcharge.
- Bases available in any Spectone color.
- Standard table height 29".
- All bases are standard with floor leveling glides.

OPTIONS

- Custom heights available.
- For applicable Power & Data modules, please see Table Accessories Price List.

HOW TO ORDER

1. Select Model
2. Select Base
3. Select Edge Style
4. Select Options
5. Select Top Finish
6. Select Edge Finish
7. Select Base Finish

Example: 24D - CX - PVF -





CONDUCTOR TABLES GENERAL PURPOSE

MODEL	BASES		TOP SPECIFICATIONS						OPTIONS				LBS	
	Code	Qty.	For Laminate Top			For Veneer Top			FLIP TOP (FT)	FOLD* (FL)	CASTERS HARD (HC)	SOFT (SC)		WHEELS (WB)
			SE PVF 2MM	HF HB PKNR ¹ PF ¹	HBV HBVR HBG	HF2 HB2 HKN4 HKNR4 HBG2	HF HB HBV HBVR HBG	HF2 HB2 HKN4 HKNR4 HBG2						
<i>Rectangle</i>														
24 x 30RE	CX	1	651	768	809	870	917	1032	144	-	-	-	-	43
	CT	2	716	833	874	935	982	1097	290	-	88	176	90	52
24 x 36RE	CX	1	651	768	809	870	917	1032	147	-	-	-	-	43
	CT	2	716	833	874	935	982	1097	290	-	88	176	90	52
24 x 42RE	CT	2	776	963	1012	1101	1154	1314	290	-	88	176	90	60
24 x 48RE	CT	2	776	963	1012	1101	1154	1314	290	-	88	176	90	60
24 x 54RE	CT	2	827	1103	1165	1267	1342	1539	290	-	88	176	90	68
24 x 60RE	CT	2	827	1103	1165	1267	1342	1539	290	272	88	176	90	68
24 x 66RE	CT	2	960	1289	1367	1491	1572	1813	290	272	88	176	90	77
24 x 72RE	CT	2	960	1289	1367	1491	1572	1813	290	272	88	176	90	77
30 x 36RE	CX	1	736	870	919	997	1053	1191	144	-	-	-	-	49
	CT	2	801	935	984	1062	1118	1256	290	-	88	176	90	58
30 x 42RE	CT	2	818	1077	1138	1238	1314	1510	290	-	88	176	90	68
30 x 48RE	CT	2	818	1077	1138	1238	1314	1510	290	-	88	176	90	68
30 x 54RE	CT	2	870	1224	1304	1449	1534	1778	290	-	88	176	90	79
30 x 60RE	CT	2	870	1224	1304	1449	1534	1778	290	272	88	176	90	79
30 x 66RE	CT	2	1028	1313	1408	1556	1640	1909	290	272	88	176	90	89
30 x 72RE	CT	2	1078	1452	1547	1738	1835	2133	290	272	88	176	90	89
30 x 78RE	CT	2	1280	1611	1722	1943	2060	2401	290	272	88	176	-	100
30 x 84RE	CT	2	1280	1611	1722	1943	2060	2401	290	272	88	176	-	100
30 x 90RE	CT	2	1300	1809	1943	2148	2288	2678	-	272	88	176	90	110
30 x 96RE	CT	2	1300	1809	1943	2148	2288	2678	-	272	88	176	90	110

*Folding tables available with PVC Flat (PVF) edge only.

¹ Exposed Baltic Birch plywood edge (PKNR, PF) can only be specified on tops up to 47-1/2" x 95-1/2". Clear finish only.



STANDARD FEATURES

- Select from 15 standard laminates or choose any standard Wilsonart, Nevamar, Formica, Arborite and Pionite matte finish laminates at no upcharge. For other laminate please contact the factory for pricing.
- 9 standard veneer and hardwood edge stains. Stain-to-match available at no upcharge.
- Bases available in any Spectone color.
- Standard table height 29".
- All bases are standard with floor leveling glides.

OPTIONS

- Custom heights available.
- For applicable Power & Data modules, please see Table Accessories Price List.

HOW TO ORDER

1. Select Model
2. Select Base
3. Select Edge Style
4. Select Options
5. Select Top Finish
6. Select Edge Finish
7. Select Base Finish

Example: 2430RE - CX - PVF -





CONDUCTOR TABLES GENERAL PURPOSE

MODEL	BASES		TOP SPECIFICATIONS						OPTIONS					LBS
	Code	Qty.	For Laminate Top			For Veneer Top			FLIP TOP (FT)	FOLD* (FL)	CASTERS		WHEELS (WB)	
			SE PVF 2MM	HF HB PKNR ¹ PF ¹	HBV HBVR HBG	HF2 HB2 HKN4 HKNR4 HBG2	HF HB HBV HBVR HBG	HF2 HB2 HKN4 HKNR4 HBG2						HARD (HC)
<i>Rectangle</i>														
36 x 42RE	CT	2	908	1103	1178	1279	1359	1562	290	-	88	176	90	77
36 x 48RE	CT	2	931	1205	1285	1408	1489	1727	290	-	88	176	90	77
36 x 60RE	CT	2	1019	1401	1498	1652	1750	2049	290	272	88	176	90	89
36 x 66RE	CT	2	1095	1494	1606	1776	1883	2211	-	272	88	176	90	102
	CT2	2	1261	1660	1772	1942	2049	2377	-	545	88	176	-	112
36 x 72RE	CT	2	1130	1547	1652	1900	2018	2374	-	272	88	176	90	102
	CT2	2	1296	1713	1818	2066	2184	2540	-	545	88	176	-	112
36 x 78RE	CT	2	1432	1877	2015	2229	2371	2786	-	-	88	176	90	115
	CT2	2	1598	2043	2181	2395	2537	2952	-	545	88	176	-	125
36 x 84RE	CT	2	1432	1877	2015	2229	2371	2786	-	-	88	176	90	115
	CT2	2	1598	2043	2181	2395	2537	2952	-	545	88	176	-	125
36 x 90RE	CT	2	1437	2070	2229	2478	2638	3103	-	-	88	176	90	127
	CT2	2	1603	2236	2395	2644	2804	3269	-	545	88	176	-	137
36 x 96RE	CT	2	1437	2070	2229	2478	2638	3103	-	-	88	176	90	127
	CT2	2	1603	2236	2395	2644	2804	3269	-	545	88	176	-	137
42 x 78RE	CT2	2	1816	2200	2352	2720	2844	3325	-	545	88	176	-	139
	CT2D	2	2904	3288	3440	3808	3932	4413	-	-	-	-	-	153
42 x 84RE	CT2	2	1816	2200	2352	2720	2844	3325	-	545	88	176	-	139
	CT2D	2	2904	3288	3440	3808	3932	4413	-	-	-	-	-	153

*Folding tables available with PVC Flat (PVF) edge only.

¹ Exposed Baltic Birch plywood edge (PKNR, PF) can only be specified on tops up to 47-1/2" x 95-1/2". Clear finish only.



2448RE-CT

STANDARD FEATURES

- Select from 15 standard laminates or choose any standard Wilsonart, Nevamar, Formica, Arborite and Pionite matte finish laminates at no upcharge. For other laminate please contact the factory for pricing.
- 9 standard veneer and hardwood edge stains. Stain-to-match available at no upcharge.
- Bases available in any Spectone color.
- Standard table height 29".
- All bases are standard with floor leveling glides.

OPTIONS

- Custom heights available.
- For applicable Power & Data modules, please see Table Accessories Price List.

HOW TO ORDER

1. Select Model
2. Select Base
3. Select Edge Style
4. Select Options
5. Select Top Finish
6. Select Edge Finish
7. Select Base Finish

Example: 3642RE - CT - PVF -





CONDUCTOR TABLES GENERAL PURPOSE

MODEL	BASES		TOP SPECIFICATIONS						OPTIONS			LBS	
	Code	Qty.	For Laminate Top			For Veneer Top			FLIP TOP (FT)	CASTERS			WHEELS (WB)
			SE PVF 2MM	HF HB	HBV HBVR HBG	HF2 HB2 HKNR4 HBG2	HF HB HBV HBVR HBG	HF2 HB2 HKNR4 HBG2			HARD (HC)	SOFT (SC)	
<i>Racetrack</i>													
36 x 54RT	CT	2	1069	1572	1688	1900	1985	2293	290	88	176	90	89
	CT2	2	1235	1738	1854	2066	2151	2459	-	88	176	90	99
36 x 60RT	CT	2	1069	1572	1688	1900	1985	2293	290	88	176	90	89
	CT2	2	1235	1738	1854	2066	2151	2459	-	88	176	90	99
36 x 66RT	CT	2	1210	1738	1864	2088	2288	2671	290	88	176	90	102
	CT2	2	1376	1904	2030	2254	2454	2837	-	88	176	90	112
36 x 72RT	CT	2	1210	1738	1864	2088	2288	2671	290	88	176	90	102
	CT2	2	1376	1904	2030	2254	2454	2837	-	88	176	90	112
36 x 78RT	CT	2	1449	2117	2273	2613	2684	3130	-	88	176	90	115
	CT2	2	1615	2283	2439	2779	2850	3296	-	88	176	90	125
36 x 84RT	CT	2	1449	2117	2273	2613	2684	3130	-	88	176	90	115
	CT2	2	1615	2283	2439	2779	2850	3296	-	88	176	90	125
36 x 90RT	CT	2	1452	2344	2530	2911	3000	3512	-	88	176	90	127
	CT2	2	1618	2510	2696	3077	3166	3678	-	88	176	90	137
36 x 96RT	CT	2	1452	2344	2530	2911	3000	3512	-	88	176	90	127
	CT2	2	1618	2510	2696	3077	3166	3678	-	88	176	90	137
42 x 78RT	CT2	2	1831	2463	2655	3041	3134	3647	-	88	176	90	154
	CT2D	2	2919	3551	3743	4129	4222	4735	-	-	-	-	168
42 x 84RT	CT2	2	1831	2463	2655	3041	3134	3647	-	88	176	90	154
	CT2D	2	2919	3551	3743	4129	4222	4735	-	-	-	-	168
48 x 78RT	CT2	2	1835	2736	2950	3292	3506	4092	-	88	176	90	154
	CT2D	2	2923	3824	4038	4380	4594	5180	-	-	-	-	168
48 x 84RT	CT2	2	1835	2736	2950	3292	3506	4092	-	88	176	90	154
	CT2D	2	2923	3824	4038	4380	4594	5180	-	-	-	-	168



2448RE-CT

STANDARD FEATURES

- Select from 15 standard laminates or choose any standard Wilsonart, Nevamar, Formica, Arborite and Pionite matte finish laminates at no upcharge. For other laminate please contact the factory for pricing.
- 9 standard veneer and hardwood edge stains. Stain-to-match available at no upcharge.
- Bases available in any Spectone color.
- Standard table height 29".
- All bases are standard with floor leveling glides.

OPTIONS

- Custom heights available.
- For applicable Power & Data modules, please see Table Accessories Price List.

HOW TO ORDER

1. Select Model
2. Select Base
3. Select Edge Style
4. Select Options
5. Select Top Finish
6. Select Edge Finish
7. Select Base Finish

Example: 3654RT - CT - PVF -





CONDUCTOR TABLES GENERAL PURPOSE



MODEL	BASES		TOP SPECIFICATIONS						OPTIONS			LBS	
	Code	Qty.	For Laminate Top			For Veneer Top			FLIP TOP (FT)	CASTERS			WHEELS (WB)
			SE PVF 2MM	HF HB	HBV HBVR HBG	HF2 HB2 HKN4 HKNR4 HBG2	HF HB HBV HBVR HBG	HF2 HB2 HKN4 HKNR4 HBG2			HARD (HC)	SOFT (SC)	
<i>Bullet</i>													
30 x 54B	CT	2	978	1483	1586	1769	1824	2128	290	88	176	90	79
30 x 60B	CT	2	978	1483	1586	1769	1824	2128	290	88	176	90	79
36 x 54B	CT	2	1088	1931	2081	2350	2386	2770	-	88	176	90	89
36 x 60B	CT	2	1088	1931	2081	2350	2386	2770	-	88	176	90	89
36 x 72B	CT	2	1209	2142	2309	2595	2762	3239	-	88	176	90	102
<i>Halfmoon</i>													
24 x 48H	CC	2	713	1166	1282	1418	1530	1788	-	88	176	-	56
	CT	2	789	1242	1358	1494	1606	1864	290	88	176	90	60
30 x 60H	CC	2	902	1578	1734	1889	2084	2452	-	88	176	-	75
	CT	2	978	1654	1810	1965	2160	2528	290	88	176	90	79
36 x 72H	CT	2	1209	2132	2335	2526	2840	3337	-	-	-	90	102
<i>Trapezoid</i>													
30 x 60TP	CC	2	902	1318	1415	1584	1632	1913	-	88	176	-	75
	CT	2	978	1394	1491	1660	1708	1989	-	88	176	-	79
36 x 72TP	CC	2	1133	1696	1825	2116	2186	2592	-	88	176	-	98
	CT	2	1209	1772	1901	2192	2262	2668	-	88	176	-	102
<i>Radius (connector)</i>													
24 x 24	24RC90	-	347	632	713	818	839	1006	-	-	-	-	17
30 x 30	30RC90	-	448	837	940	1055	1114	1340	-	-	-	-	27
<i>Crescent (connector)</i>													
30 x 36	3036CRC90-CT	1	736	1339	1416	1476	1667	1880	-	-	-	-	45
36 x 42	3642CRC90-CT	1	1055	1625	1726	1808	2070	2357	-	-	-	-	58



2448RE-CT

STANDARD FEATURES

- Select from 15 standard laminates or choose any standard Wilsonart, Nevamar, Formica, Arborite and Pionite matte finish laminates at no upcharge. For other laminate please contact the factory for pricing.
- 9 standard veneer and hardwood edge stains. Stain-to-match available at no upcharge.
- Bases available in any Spectone color.
- Standard table height 29".
- All bases are standard with floor leveling glides.

OPTIONS

- Custom heights available.
- For applicable Power & Data modules, please see Table Accessories Price List.

HOW TO ORDER

1. Select Model
2. Select Base
3. Select Edge Style
4. Select Options
5. Select Top Finish
6. Select Edge Finish
7. Select Base Finish

Example: 3054B - CT - PVF -





CONDUCTOR TABLES TRAINING



	Code	Qty.	For Laminate Top			For Veneer Top		FLIP TOP (FT)	FOLD* (FL)	CASTERS		WHEELS (WB)	
			PVF 2MM	HF	HKN1	HF	HKN1			HARD (HC)	SOFT (SC)		
<i>Rectangle</i>													
18 X 42RE	CC	2	658	827	943	994	1128	-	-	88	176	90	48
18 X 48RE	CC	2	658	827	943	994	1128	-	-	88	176	90	48
18 X 54RE	CC	2	700	887	1025	1078	1238	-	-	88	176	90	54
18 X 60RE	CC	2	700	887	1025	1078	1238	-	272	88	176	90	54
18 X 66RE	CC	2	751	1027	1191	1266	1463	-	272	88	176	90	60
18 X 72RE	CC	2	751	1027	1191	1266	1463	-	272	88	176	90	60
24 X 42RE	CC	2	700	887	1025	1078	1238	-	-	88	176	90	56
24 X 48RE	CC	2	700	887	1025	1078	1238	-	-	88	176	90	56
24 X 54RE	CC	2	751	1027	1191	1266	1463	-	-	88	176	90	64
24 X 60RE	CC	2	751	1027	1191	1266	1463	-	272	88	176	90	64
24 X 66RE	CC	2	884	1213	1415	1496	1737	-	272	88	176	90	73
24 X 72RE	CC	2	884	1213	1415	1496	1737	-	272	88	176	90	73
30 X 42RE	CC	2	742	1001	1162	1238	1434	-	-	88	176	90	64
30 X 48RE	CC	2	742	1001	1162	1238	1434	-	-	88	176	90	64
30 X 54RE	CC	2	794	1148	1373	1458	1702	-	-	88	176	90	75
30 X 60RE	CC	2	794	1148	1373	1458	1702	-	272	88	176	90	75
30 X 66RE	CC	2	952	1237	1480	1564	1833	-	272	88	176	90	85
30 X 72RE	CC	2	1002	1376	1662	1759	2057	-	272	88	176	90	85
<i>Radius (connector)</i>													
24, 90°	24RC90	-	347	632	818	839	1006	-	-	-	-	-	16
30, 90°	30RC90	-	448	837	1055	1114	1340	-	-	-	-	-	23
24, 30°	24RC30	-	320	603	791	810	978	-	-	-	-	-	10
30, 30°	30RC30	-	417	809	1026	1086	1310	-	-	-	-	-	16
<i>Triangle (connector)</i>													
24, 90°	24TC90	-	347	632	818	839	1006	-	-	-	-	-	16
30, 90°	30TC90	-	448	837	1055	1114	1340	-	-	-	-	-	23
24, 30°	24TC30	-	320	603	791	810	978	-	-	-	-	-	10
30, 30°	30TC30	-	417	809	1026	1086	1310	-	-	-	-	-	16

*Folding tables available with PVC Flat (PVF) edge only.

STANDARD FEATURES

- Select from 15 standard laminates or choose any standard Wilsonart, Nevamar, Formica, Arborite and Pionite matte finish laminates at no upcharge. For other laminate please contact the factory for pricing.
- 9 standard veneer and hardwood edge stains. Stain-to-match available at no upcharge.
- Bases available in any Spectone color.
- Standard table height 29".
- All bases are standard with floor leveling glides.
- Training tables without a wire management trough are provided with inserts to attach a trough later if required.

OPTIONS

- Custom heights available.
- For applicable Power & Data modules, please see Table Accessories Price List.

HOW TO ORDER

1. Select Model
2. Select Base
3. Select Edge Style
4. Select Options
5. Select Top Finish
6. Select Edge Finish
7. Select Base Finish

Example: 1842RE - CC - PVF -

