



Pricing March 1, 2019  
Discount 57.7% from List prices



SIN 711-11

# CONDUCTOR TABLES



## PRODUCT CODE

**2430 RE CT**

### Top Size

Width x Length

### Top Shape

D : Round      RC90 : Radius (*connector*)  
 SQ : Square    TC90 : Triangle (*connector*)  
 RE : Rectangle    CRC90 : Crescent (*connector*)  
 RT : Racetrack    BT : Boatshape  
 B : Bullet        BTA : Boatshape Arc  
 H : Halfmoon  
 TP : Trapezoid

### Series

Conductor

### Base

X : X-Base  
 X4 : 4 Column X-Base  
 T : T-Base  
 T2 : Double Column T-Base  
 T2D : T2 with Door  
 C : C-Base



## OPTIONS

### FLIP TOP



### CASTERS




### FOLDING



## FINISHES

### LAMINATE



Select from 15 standard laminates or choose any standard Wilsonart, Nevamar, Formica, Arborite and Pionite matte finish laminates at no upcharge

### VENEER




Select from one of our 9 standard wood stains or stain-to-match at no upcharge

### BASE



Select from one of our 76 standard Spectone colors

### EDGE



Check out our website for a complete list of edge profiles.

See Spectone Card or [specfurniture.com/materials/finishes](http://specfurniture.com/materials/finishes) for a complete list of finish options and colors.




Pricing March 1, 2019  
Discount 57.7% from List prices



SIN 711-11

# CONDUCTOR TABLES

## HOW TO ORDER



### Specify Top Size (Width x Length) and Shape

- A** Specify Top Type and Finish  
*For Laminate Top: Manufacturer, Laminate Name, Laminate Code*  
*For Veneer Top: Wood Stain*
- B** Specify Edge Type, (for hardwood: Style), and Finish  
*PVC Flat/2mm Bio/2mm PVC Woodgrain/Self Edge/Hardwood*
- C** Specify Base Style and Finish

Optional: Flip Top, Fold, Bar Height, Hard Casters, Soft Casters, Wheelbarrow Wheels, Grommets, Seam Connectors, Modesty Panels, Adjustable Height, Power and Data Modules, Custom Solutions

Restrictions may apply. See price list tables below for more information.



Top Size and Shape	Top Type and Finish	Edge Type, Style and Finish	Base Style and Finish
24 x 72, Rectangle	Laminate, Arborite, Brown Sugar	Hardwood, HF, Custom Brown Sugar Stain	CT, Silver

# CONDUCTOR TABLES GENERAL PURPOSE



MODEL	BASES		TOP SPECIFICATIONS						OPTIONS			LBS
	Code	Qty.	For Laminate Top			For Veneer Top			FLIP TOP (FT)	HARD CASTERS (HC)	SOFT CASTERS (SC)	
			SE PVF 2MM	HF HB	HBV HBVR HBG	HF2 HB2 HKN4 HKNR4 HBG2	HF HB HBV HBVR HBG	HF2 HB2 HKN4 HKNR4 HBG2				
<i>Round</i>												
24D	CX	1	587	933	969	1074	1130	1238	148	92	196	34
30D	CX	1	687	1028	1074	1283	1230	1388	148	92	196	44
36D	CX	1	782	1276	1363	1534	1586	1806	148	92	196	55
42D	CX	1	1056	1610	1729	1984	2009	2310				69
	CX4	1	1204	1758	1877	2132	2157	2458		92	196	77
48D	CX4	1	1226	1970	2100	2226	2682	3069		92	196	93
54D	CX4	1	1505	2601	2803	2996	3223	3719				111
60D	CX4	1	1551	2796	3011	3174	3833	4450				130
<i>Square</i>												
24 x 24SQ	CX	1	617	804	840	905	953	1114	148	92	196	34
30 x 30SQ	CX	1	720	856	905	1078	1015	1238	148	92	196	44
36 x 36SQ	CX	1	800	1014	1074	1276	1283	1476	148	92	196	55
42 x 42SQ	CX4	1	1218	1528	1624	1720	1786	2049		92	196	77
48 x 48SQ	CX4	1	1366	1638	1739	1784	2148	2487		92	196	93
54 x 54SQ	CX4	1	1508	2108	2266	2449	2549	2988				111
60 x 60SQ	CX4	1	1537	2210	2378	2562	3009	3541				130



30D-CX



42D-CX4

### STANDARD FEATURES

- Select from 15 standard laminates or choose any standard Wilsonart, Nevamar, Formica, Arborite and Pionite matte finish laminates at no upcharge. For other laminate please contact the factory for pricing.
- 9 standard veneer and hardwood edge stains. Stain-to-match available at no upcharge.
- Bases available in any Spectone color.
- Standard table height 29".
- All bases are standard with floor leveling glides.

### OPTIONS

- Custom heights available.
- For applicable Power & Data modules, please see Table Accessories Price List.

### HOW TO ORDER

1. Select Model
2. Select Base
3. Select Edge Style
4. Select Options
5. Select Top Finish
6. Select Edge Finish
7. Select Base Finish

Example: 24D - CX - PVF -



# CONDUCTOR TABLES GENERAL PURPOSE

MODEL	BASES		TOP SPECIFICATIONS						OPTIONS				LBS	
	Code	Qty.	For Laminate Top			For Veneer Top			FLIP TOP (FT)	FOLD* (FL)	CASTERS			WHEELS (WB)
			SE PVF 2MM	HF HB	HBV HBVR HBG	HF2 HB2 HKNR4 HBG2	HF HB HBV HBVR HBG	HF2 HB2 HKNR4 HBG2					HARD (HC)	
<i>Rectangle</i>														
24 x 30RE	CX	1	709	836	883	949	1000	1126	148					43
	CT	2	782	909	956	1022	1073	1199	298		92	196	91	52
24 x 36RE	CX	1	709	836	883	949	1000	1126	148					43
	CT	2	782	909	956	1022	1073	1199	298		92	196	91	52
24 x 42RE	CT	2	845	1051	1105	1202	1261	1435	298		92	196	91	60
24 x 48RE	CT	2	845	1051	1105	1202	1261	1435	298		92	196	91	60
24 x 54RE	CT	2	903	1204	1272	1383	1467	1680	298		92	196	91	68
24 x 60RE	CT	2	903	1204	1272	1383	1467	1680	298	286	92	196	91	68
24 x 66RE	CT	2	1046	1408	1491	1627	1715	1976	298	286	92	196	91	77
24 x 72RE	CT	2	1046	1408	1491	1627	1715	1976	298	286	92	196	91	77
30 x 36RE	CX	1	800	949	1001	1086	1146	1298	148					49
	CT	2	873	1022	1074	1159	1219	1371	298		92	196	91	58
30 x 42RE	CT	2	894	1176	1241	1352	1435	1647	298		92	196	91	68
30 x 48RE	CT	2	894	1176	1241	1352	1435	1647	298		92	196	91	68
30 x 54RE	CT	2	952	1337	1421	1580	1675	1940	298		92	196	91	79
30 x 60RE	CT	2	952	1337	1421	1580	1675	1940	298	286	92	196	91	79
30 x 66RE	CT	2	1122	1434	1536	1697	1789	2082	298	286	92	196	91	89
30 x 72RE	CT	2	1177	1584	1687	1895	2003	2326	298	286	92	196	91	89
30 x 78RE	CT	2	1397	1757	1879	2121	2248	2619	298	286	92	196		100
30 x 84RE	CT	2	1397	1757	1879	2121	2248	2619	298	286	92	196		100
30 x 90RE	CT	2	1418	1974	2121	2344	2494	2917		286	92	196	91	110
30 x 96RE	CT	2	1418	1974	2121	2344	2494	2917		286	92	196	91	110

\*Folding tables available with PVC Flat (PVF) edge only.



### STANDARD FEATURES

- Select from 15 standard laminates or choose any standard Wilsonart, Nevamar, Formica, Arborite and Pionite matte finish laminates at no upcharge. For other laminate please contact the factory for pricing.
- 9 standard veneer and hardwood edge stains. Stain-to-match available at no upcharge.
- Bases available in any Spectone color.
- Standard table height 29".
- All bases are standard with floor leveling glides.

### OPTIONS

- Custom heights available.
- For applicable Power & Data modules, please see Table Accessories Price List.

### HOW TO ORDER

1. Select Model
2. Select Base
3. Select Edge Style
4. Select Options
5. Select Top Finish
6. Select Edge Finish
7. Select Base Finish

Example: 2430RE - CX - PVF -



# CONDUCTOR TABLES GENERAL PURPOSE

MODEL	BASES		TOP SPECIFICATIONS						OPTIONS				LBS	
	Code	Qty.	For Laminate Top			For Veneer Top			FLIP TOP (FT)	FOLD* (FL)	CASTERS			WHEELS (WB)
			SE PVF 2MM	HF HB	HBV HBVR HBG	HF2 HB2 HKNR4 HBG2	HF HB HBV HBVR HBG	HF2 HB2 HKNR4 HBG2					HARD (HC)	
<i>Rectangle</i>														
36 x 42RE	CT	2	992	1204	1285	1396	1482	1704	298		92	196	91	77
36 x 48RE	CT	2	1016	1316	1403	1536	1624	1884	298		92	196	91	77
36 x 60RE	CT	2	1111	1528	1634	1803	1910	2235	298	286	92	196	91	89
36 x 66RE	CT	2	1198	1630	1752	1938	2055	2412		286	92	196	91	102
	CT2	2	1378	1810	1932	2118	2235	2592		574	92	196		112
36 x 72RE	CT	2	1235	1687	1803	2072	2202	2588		286	92	196	91	102
	CT2	2	1415	1867	1983	2252	2382	2768		574	92	196		112
36 x 78RE	CT	2	1563	2047	2199	2432	2584	3039			92	196	91	115
	CT2	2	1743	2227	2379	2612	2764	3219		574	92	196		125
36 x 84RE	CT	2	1563	2047	2199	2432	2584	3039			92	196	91	115
	CT2	2	1743	2227	2379	2612	2764	3219		574	92	196		125
36 x 90RE	CT	2	1570	2259	2432	2704	2879	3383			92	196	91	127
	CT2	2	1750	2439	2612	2884	3059	3563		574	92	196		137
36 x 96RE	CT	2	1570	2259	2432	2704	2879	3383			92	196	91	127
	CT2	2	1750	2439	2612	2884	3059	3563		574	92	196		137
42 x 78RE	CT2	2	1981	2397	2563	2965	3097	3624		574	92	196		139
	CT2D	2	3165	3581	3747	4149	4281	4808						153
42 x 84RE	CT2	2	1981	2397	2563	2965	3097	3624		574	92	196		139
	CT2D	2	3165	3581	3747	4149	4281	4808						153

\*Folding tables available with PVC Flat (PVF) edge only.



2448RE-CT

### STANDARD FEATURES

- Select from 15 standard laminates or choose any standard Wilsonart, Nevamar, Formica, Arborite and Pionite matte finish laminates at no upcharge. For other laminate please contact the factory for pricing.
- 9 standard veneer and hardwood edge stains. Stain-to-match available at no upcharge.
- Bases available in any Spectone color.
- Standard table height 29".
- All bases are standard with floor leveling glides.

### OPTIONS

- Custom heights available.
- For applicable Power & Data modules, please see Table Accessories Price List.

### HOW TO ORDER

1. Select Model
2. Select Base
3. Select Edge Style
4. Select Options
5. Select Top Finish
6. Select Edge Finish
7. Select Base Finish

Example: 3642RE - CT - PVF -



# CONDUCTOR TABLES GENERAL PURPOSE

MODEL	BASES		TOP SPECIFICATIONS						OPTIONS			LBS	
	Code	Qty.	For Laminate Top			For Veneer Top			FLIP TOP (FT)	CASTERS			WHEELS (WB)
			SE PVF 2MM	HF HB	HBV HBVR HBG	HF2 HB2 HKN4 HKNR4 HBG2	HF HB HBV HBVR HBG	HF2 HB2 HKN4 HKNR4 HBG2			HARD (HC)	SOFT (SC)	
<i>Racetrack</i>													
36 x 54RT	CT	2	1166	1715	1843	2072	2166	2501	298	92	196	91	89
	CT2	2	1346	1895	2023	2252	2346	2681		92	196	91	99
36 x 60RT	CT	2	1166	1715	1843	2072	2166	2501	298	92	196	91	89
	CT2	2	1346	1895	2023	2252	2346	2681		92	196	91	99
36 x 66RT	CT	2	1321	1895	2033	2278	2494	2913	298	92	196	91	102
	CT2	2	1501	2075	2213	2458	2674	3093		92	196	91	112
36 x 72RT	CT	2	1321	1895	2033	2278	2494	2913	298	92	196	91	102
	CT2	2	1501	2075	2213	2458	2674	3093		92	196	91	112
36 x 78RT	CT	2	1580	2309	2479	2850	2927	3416		92	196	91	115
	CT2	2	1760	2489	2659	3030	3107	3596		92	196	91	125
36 x 84RT	CT	2	1580	2309	2479	2850	2927	3416		92	196	91	115
	CT2	2	1760	2489	2659	3030	3107	3596		92	196	91	125
36 x 90RT	CT	2	1584	2556	2759	3174	3271	3827		92	196	91	127
	CT2	2	1764	2736	2939	3354	3451	4007		92	196	91	137
36 x 96RT	CT	2	1584	2556	2759	3174	3271	3827		92	196	91	127
	CT2	2	1764	2736	2939	3354	3451	4007		92	196	91	137
42 x 78RT	CT2	2	1996	2685	2894	3313	3414	3976		92	196	91	154
	CT2D	2	3180	3869	4078	4497	4598	5160					168
42 x 84RT	CT2	2	1996	2685	2894	3313	3414	3976		92	196	91	154
	CT2D	2	3180	3869	4078	4497	4598	5160					168
48 x 78RT	CT2	2	1999	2981	3218	3589	3821	4459		92	196	91	154
	CT2D	2	3183	4165	4402	4773	5005	5643					168
48 x 84RT	CT2	2	1999	2981	3218	3589	3821	4459		92	196	91	154
	CT2D	2	3183	4165	4402	4773	5005	5643					168



2448RE-CT

### STANDARD FEATURES

- Select from 15 standard laminates or choose any standard Wilsonart, Nevamar, Formica, Arborite and Pionite matte finish laminates at no upcharge. For other laminate please contact the factory for pricing.
- 9 standard veneer and hardwood edge stains. Stain-to-match available at no upcharge.
- Bases available in any Spectone color.
- Standard table height 29".
- All bases are standard with floor leveling glides.

### OPTIONS

- Custom heights available.
- For applicable Power & Data modules, please see Table Accessories Price List.

### HOW TO ORDER

1. Select Model
2. Select Base
3. Select Edge Style
4. Select Options
5. Select Top Finish
6. Select Edge Finish
7. Select Base Finish

Example: 3654RT - CT - PVF -



# CONDUCTOR TABLES GENERAL PURPOSE



MODEL	BASES		TOP SPECIFICATIONS						OPTIONS			LBS	
	Code	Qty.	For Laminate Top			For Veneer Top			FLIP TOP (FT)	CASTERS			WHEELS (WB)
			SE PVF 2MM	HF HB	HBV HBVR HBG	HF2 HB2 HKNR4 HBG2	HF HB HBV HBVR HBG	HF2 HB2 HKNR4 HBG2			HARD (HC)	SOFT (SC)	
<i>Bullet</i>													
30 x 54B	CT	2	1069	1616	1730	1930	1990	2321	298	92	196	91	79
30 x 60B	CT	2	1069	1616	1730	1930	1990	2321	298	92	196	91	79
36 x 54B	CT	2	1187	2107	2270	2563	2603	3020		92	196	91	89
36 x 60B	CT	2	1187	2107	2270	2563	2603	3020		92	196	91	89
36 x 72B	CT	2	1320	2337	2517	2830	3012	3535		92	196	91	102
<i>Halfmoon</i>													
24 x 48H	CC	2	782	1276	1400	1550	1672	1953		92	196		56
	CT	2	862	1356	1480	1630	1752	2033	298	92	196	91	60
30 x 60H	CC	2	989	1724	1895	2064	2275	2676		92	196		75
	CT	2	1069	1804	1975	2144	2355	2756	298	92	196	91	79
36 x 72H	CT	2	1320	2324	2546	2753	3097	3639				91	102
<i>Trapezoid</i>													
30 x 60TP	CC	2	989	1442	1547	1729	1782	2089		92	196		75
	CT	2	1069	1522	1627	1809	1862	2169		92	196		79
36 x 72TP	CC	2	1240	1854	1993	2308	2387	2829		92	196		98
	CT	2	1320	1934	2073	2388	2467	2909		92	196		102
<i>Radius (connector)</i>													
24 x 24	24RC90	-	380	689	779	893	915	1096					17
30 x 30	30RC90	-	485	912	1025	1149	1214	1457					27
<i>Crescent (connector)</i>													
30 x 36	3036CRC90-CT	1	801	1460	1544	1609	1819	2049					45
36 x 42	3642CRC90-CT	1	1150	1769	1883	1969	2257	2569					58



2448RE-CT

## STANDARD FEATURES

- Select from 15 standard laminates or choose any standard Wilsonart, Nevamar, Formica, Arborite and Pionite matte finish laminates at no upcharge. For other laminate please contact the factory for pricing.
- 9 standard veneer and hardwood edge stains. Stain-to-match available at no upcharge.
- Bases available in any Spectone color.
- Standard table height 29".
- All bases are standard with floor leveling glides.

## OPTIONS

- Custom heights available.
- For applicable Power & Data modules, please see Table Accessories Price List.

## HOW TO ORDER

1. Select Model
2. Select Base
3. Select Edge Style
4. Select Options
5. Select Top Finish
6. Select Edge Finish
7. Select Base Finish

Example: 3054B - CT - PVF -





# CONDUCTOR TABLES TRAINING



	Code	Qty.	For Laminate Top			For Veneer Top		FOLD* (FL)	CASTERS HARD (HC)	SOFT (SC)	WHEELS (WB)	
			PVF 2MM	HF	HKN1	HF	HKN1					
<i>Rectangle</i>												
18 X 42RE	CC	2	721	904	1031	1087	1234		92	196	91	48
18 X 48RE	CC	2	721	904	1031	1087	1234		92	196	91	48
18 X 54RE	CC	2	765	971	1122	1181	1355	286	92	196	91	54
18 X 60RE	CC	2	765	971	1122	1181	1355	286	92	196	91	54
18 X 66RE	CC	2	823	1124	1303	1387	1600	286	92	196	91	60
18 X 72RE	CC	2	823	1124	1303	1387	1600		92	196	91	60
24 X 42RE	CC	2	765	971	1122	1181	1355		92	196	91	56
24 X 48RE	CC	2	765	971	1122	1181	1355		92	196	91	56
24 X 54RE	CC	2	823	1124	1303	1387	1600	286	92	196	91	64
24 X 60RE	CC	2	823	1124	1303	1387	1600	286	92	196	91	64
24 X 66RE	CC	2	966	1328	1547	1635	1896	286	92	196	91	73
24 X 72RE	CC	2	966	1328	1547	1635	1896		92	196	91	73
30 X 42RE	CC	2	814	1096	1272	1355	1567		92	196	91	64
30 X 48RE	CC	2	814	1096	1272	1355	1567		92	196	91	64
30 X 54RE	CC	2	872	1257	1500	1595	1860	286	92	196	91	75
30 X 60RE	CC	2	872	1257	1500	1595	1860	286	92	196	91	75
30 X 66RE	CC	2	1042	1354	1617	1709	2002	286	92	196	91	85
30 X 72RE	CC	2	1097	1504	1815	1923	2246		92	196	91	85
<i>Radius (connector)</i>												
24, 90°	24RC90	-	380	689	893	915	1096					16
30, 90°	30RC90	-	485	912	1149	1214	1457					23
24, 30°	24RC30	-	347	658	862	883	1064					10
30, 30°	30RC30	-	456	882	1119	1185	1429					16
<i>Triangle (connector)</i>												
24, 90°	24TC90	-	380	689	893	915	1096					16
30, 90°	30TC90	-	485	912	1149	1214	1457					23
24, 30°	24TC30	-	347	658	862	883	1064					10
30, 30°	30TC30	-	456	882	1119	1185	1429					16

\*Folding tables available with PVC Flat (PVF) edge only.

## STANDARD FEATURES

- Select from 15 standard laminates or choose any standard Wilsonart, Nevamar, Formica, Arborite and Pionite matte finish laminates at no upcharge. For other laminate please contact the factory for pricing.
- 9 standard veneer and hardwood edge stains. Stain-to-match available at no upcharge.
- Bases available in any Spectone color.
- Standard table height 29".
- All bases are standard with floor leveling glides.
- Training tables without a wire management trough are provided with inserts to attach a trough later if required.

## OPTIONS

- Custom heights available.
- For applicable Power & Data modules, please see Table Accessories Price List.

## HOW TO ORDER

1. Select Model
2. Select Base
3. Select Edge Style
4. Select Options
5. Select Top Finish
6. Select Edge Finish
7. Select Base Finish

**Example:** 1842RE - CC - PVF -

