

CONDUCTOR TABLES



PRODUCT CODE

2430 RE CT

Top Size

Width x Length

Top Shape

- D : Round
- SQ : Square
- RE : Rectangle
- RT : Racetrack
- B : Bullet
- H : Halfmoon
- TP : Trapezoid
- RC90 : Radius (*connector*)
- TC90 : Triangle (*connector*)
- CRC90 : Crescent (*connector*)
- BT : Boatshape
- BTA : Boatshape Arc

Series

Conductor

Base

- X : X-Base
- X4 : 4 Column X-Base
- T : T-Base
- T2 : Double Column T-Base
- T2D : T2 with Door
- C : C-Base



OPTIONS

FLIP TOP



CASTERS




FOLDING



FINISHES

LAMINATE



Select from 15 standard laminates or choose any standard Wilsonart, Nevamar, Formica, Arborite and Pionite matte finish laminates at no upcharge

VENEER




Select from one of our 9 standard wood stains or stain-to-match at no upcharge

BASE



Select from one of our 76 standard Spectone colors

EDGE




See Spectone Card or specfurniture.com/materials/finishes for a complete list of finish options and colors.



CONDUCTOR TABLES

HOW TO ORDER



Specify Top Size (Width x Length) and Shape

- A** Specify Top Type and Finish
For Laminate Top: Manufacturer, Laminate Name, Laminate Code
For Veneer Top: Wood Stain
- B** Specify Edge Type, (for hardwood: Style), and Finish
PVC/2mm/Self Edge/Exposed Baltic Birch Plywood/Hardwood
- C** Specify Base Style and Finish

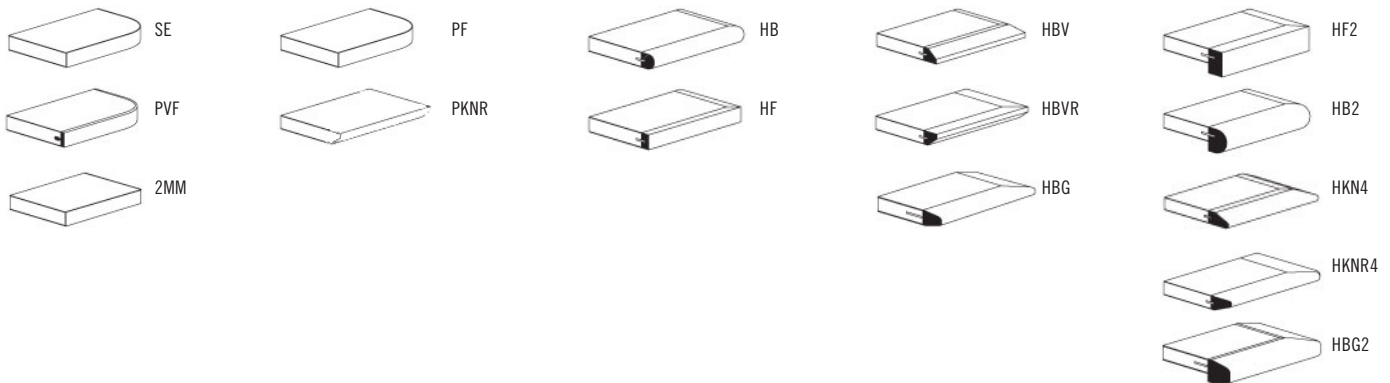
Optional: Flip Top, Fold, Bar Height, Hard Casters, Soft Casters, Wheelbarrow Wheels, Grommets, Seam Connectors, Modesty Panels, Adjustable Height, Power and Data Modules, Custom Solutions

Restrictions may apply. See price list tables below for more information.



Top Size and Shape	Top Type and Finish	Edge Type, Style and Finish	Base Style and Finish
24 x 72, Rectangle	Laminate, Arborite, Brown Sugar	Hardwood, HF, Custom Brown Sugar Stain	CT, Silver

EDGE PROFILES





CONDUCTOR TABLES GENERAL PURPOSE



MODEL	BASES		TOP SPECIFICATIONS						OPTIONS			LBS
	Code	Qty.	For Laminate Top			For Veneer Top			FLIP TOP (FT)	HARD CASTERS (HC)	SOFT CASTERS (SC)	
			SE PVF 2MM	HF HB PKNR ¹ PF ¹	HBV HBVR HBG	HF2 HB2 HKN4 HKNR4 HBG2	HF HB HBV HBVR HBG	HF2 HB2 HKN4 HKNR4 HBG2				
<i>Round</i>												
24D	CX	1	611	971	1008	1117	1176	1288	154	96	204	34
30D	CX	1	715	1070	1117	1335	1280	1444	154	96	204	44
36D	CX	1	814	1327	1418	1596	1650	1879	154	96	204	55
42D	CX	1	1099	1675	1799	2064	2090	2403				69
	CX4	1	1253	1829	1953	2218	2244	2557		96	204	77
48D	CX4	1	1276	2049	2184	2316	2790	3192		96	204	93
54D	CX4	1	1566	2706	2916	3116	3352	3868				111
60D	CX4	1	1614	2908	3132	3301	3987	4628				130
<i>Square</i>												
24 x 24SQ	CX	1	642	837	874	942	992	1159	154	96	204	34
30 x 30SQ	CX	1	749	891	942	1122	1056	1288	154	96	204	44
36 x 36SQ	CX	1	832	1055	1117	1327	1335	1535	154	96	204	55
42 x 42SQ	CX4	1	1267	1590	1689	1789	1858	2131		96	204	77
48 x 48SQ	CX4	1	1421	1704	1809	1856	2234	2587		96	204	93
54 x 54SQ	CX4	1	1569	2193	2357	2547	2651	3108				111
60 x 60SQ	CX4	1	1599	2299	2474	2665	3130	3683				130



¹ Exposed Baltic Birch plywood edge (PKNR, PF) can only be specified on square tops up to 47-1/2" x 95-1/2". Clear finish only.



30D-CX



42D-CX4

STANDARD FEATURES

- Select from 15 standard laminates or choose any standard Wilsonart, Nevamar, Formica, Arborite and Pionite matte finish laminates at no upcharge. For other laminate please contact the factory for pricing.
- 9 standard veneer and hardwood edge stains. Stain-to-match available at no upcharge.
- Bases available in any Spectone color.
- Standard table height 29".
- All bases are standard with floor leveling glides.

OPTIONS

- Custom heights available.
- For applicable Power & Data modules, please see Table Accessories Price List.

HOW TO ORDER

1. Select Model
2. Select Base
3. Select Edge Style
4. Select Options
5. Select Top Finish
6. Select Edge Finish
7. Select Base Finish

Example: 24D - CX - PVF -





CONDUCTOR TABLES GENERAL PURPOSE

MODEL	BASES		TOP SPECIFICATIONS						OPTIONS				LBS	
	Code	Qty.	For Laminate Top			For Veneer Top			FLIP TOP (FT)	FOLD* (FL)	CASTERS			WHEELS (WB)
			SE PVF 2MM	HF HB PKNR ¹ PF ¹	HBV HBVR HBG	HF2 HB2 HKN4 HKNR4 HBG2	HF HB HBV HBVR HBG	HF2 HB2 HKN4 HKNR4 HBG2					HARD (HC)	
<i>Rectangle</i>														
24 x 30RE	CX	1	738	870	919	987	1040	1171	154					43
	CT	2	814	946	995	1063	1116	1247	310		96	204	95	52
24 x 36RE	CX	1	738	870	919	987	1040	1171	154					43
	CT	2	814	946	995	1063	1116	1247	310		96	204	95	52
24 x 42RE	CT	2	879	1094	1150	1251	1312	1493	310		96	204	95	60
24 x 48RE	CT	2	879	1094	1150	1251	1312	1493	310		96	204	95	60
24 x 54RE	CT	2	940	1253	1323	1439	1526	1748	310		96	204	95	68
24 x 60RE	CT	2	940	1253	1323	1439	1526	1748	310	297	96	204	95	68
24 x 66RE	CT	2	1088	1465	1551	1693	1784	2056	310	297	96	204	95	77
24 x 72RE	CT	2	1088	1465	1551	1693	1784	2056	310	297	96	204	95	77
30 x 36RE	CX	1	832	987	1041	1130	1192	1350	154					49
	CT	2	908	1063	1117	1206	1268	1426	310		96	204	95	58
30 x 42RE	CT	2	930	1224	1291	1407	1493	1713	310		96	204	95	68
30 x 48RE	CT	2	930	1224	1291	1407	1493	1713	310		96	204	95	68
30 x 54RE	CT	2	991	1391	1478	1644	1742	2018	310		96	204	95	79
30 x 60RE	CT	2	991	1391	1478	1644	1742	2018	310	297	96	204	95	79
30 x 66RE	CT	2	1167	1492	1598	1765	1861	2166	310	297	96	204	95	89
30 x 72RE	CT	2	1225	1648	1755	1971	2084	2420	310	297	96	204	95	89
30 x 78RE	CT	2	1453	1828	1955	2206	2338	2724	310	297	96	204		100
30 x 84RE	CT	2	1453	1828	1955	2206	2338	2724	310	297	96	204		100
30 x 90RE	CT	2	1475	2053	2206	2438	2594	3034		297	96	204	95	110
30 x 96RE	CT	2	1475	2053	2206	2438	2594	3034		297	96	204	95	110



*Folding tables available with PVC Flat (PVF) edge only.

¹ Exposed Baltic Birch plywood edge (PKNR, PF) can only be specified on tops up to 47-1/2" x 95-1/2". Clear finish only.



STANDARD FEATURES

- Select from 15 standard laminates or choose any standard Wilsonart, Nevamar, Formica, Arborite and Pionite matte finish laminates at no upcharge. For other laminate please contact the factory for pricing.
- 9 standard veneer and hardwood edge stains. Stain-to-match available at no upcharge.
- Bases available in any Spectone color.
- Standard table height 29".
- All bases are standard with floor leveling glides.

OPTIONS

- Custom heights available.
- For applicable Power & Data modules, please see Table Accessories Price List.

HOW TO ORDER

1. Select Model
2. Select Base
3. Select Edge Style
4. Select Options
5. Select Top Finish
6. Select Edge Finish
7. Select Base Finish

Example: 2430RE - CX - PVF -





CONDUCTOR TABLES GENERAL PURPOSE

MODEL	BASES		TOP SPECIFICATIONS						OPTIONS				LBS	
	Code	Qty.	For Laminate Top			For Veneer Top			FLIP TOP (FT)	FOLD* (FL)	CASTERS			WHEELS (WB)
			SE PVF 2MM	HF HB PKNR ¹ PF ¹	HBV HBVR HBG	HF2 HB2 HKN4 HKNR4 HBG2	HF HB HBV HBVR HBG	HF2 HB2 HKN4 HKNR4 HBG2					HARD (HC)	
<i>Rectangle</i>														
36 x 42RE	CT	2	1032	1253	1337	1452	1542	1773	310		96	204	95	77
36 x 48RE	CT	2	1057	1369	1460	1598	1689	1960	310		96	204	95	77
36 x 60RE	CT	2	1156	1590	1700	1876	1987	2325	310	297	96	204	95	89
36 x 66RE	CT	2	1246	1696	1823	2016	2138	2509		297	96	204	95	102
	CT2	2	1432	1882	2009	2202	2324	2695		597	96	204		112
36 x 72RE	CT	2	1285	1755	1876	2155	2291	2692		297	96	204	95	102
	CT2	2	1471	1941	2062	2341	2477	2878		597	96	204		112
36 x 78RE	CT	2	1626	2129	2287	2530	2688	3161			96	204	95	115
	CT2	2	1812	2315	2473	2716	2874	3347		597	96	204		125
36 x 84RE	CT	2	1626	2129	2287	2530	2688	3161			96	204	95	115
	CT2	2	1812	2315	2473	2716	2874	3347		597	96	204		125
36 x 90RE	CT	2	1633	2350	2530	2813	2995	3519			96	204	95	127
	CT2	2	1819	2536	2716	2999	3181	3705		597	96	204		137
36 x 96RE	CT	2	1633	2350	2530	2813	2995	3519			96	204	95	127
	CT2	2	1819	2536	2716	2999	3181	3705		597	96	204		137
42 x 78RE	CT2	2	2060	2492	2665	3083	3220	3768		597	96	204		139
	CT2D	2	3292	3724	3897	4315	4452	5000						153
42 x 84RE	CT2	2	2060	2492	2665	3083	3220	3768		597	96	204		139
	CT2D	2	3292	3724	3897	4315	4452	5000						153



*Folding tables available with PVC Flat (PVF) edge only.

¹ Exposed Baltic Birch plywood edge (PKNR, PF) can only be specified on tops up to 47-1/2" x 95-1/2". Clear finish only.



2448RE-CT

STANDARD FEATURES

- Select from 15 standard laminates or choose any standard Wilsonart, Nevamar, Formica, Arborite and Pionite matte finish laminates at no upcharge. For other laminate please contact the factory for pricing.
- 9 standard veneer and hardwood edge stains. Stain-to-match available at no upcharge.
- Bases available in any Spectone color.
- Standard table height 29".
- All bases are standard with floor leveling glides.

OPTIONS

- Custom heights available.
- For applicable Power & Data modules, please see Table Accessories Price List.

HOW TO ORDER

1. Select Model
2. Select Base
3. Select Edge Style
4. Select Options
5. Select Top Finish
6. Select Edge Finish
7. Select Base Finish

Example: 3642RE - CT - PVF -





CONDUCTOR TABLES GENERAL PURPOSE

MODEL	BASES		TOP SPECIFICATIONS						OPTIONS			LBS	
	Code	Qty.	For Laminate Top			For Veneer Top			FLIP TOP (FT)	CASTERS HARD (HC)	SOFT (SC)		WHEELS (WB)
			SE PVF 2MM	HF HB	HBV HBVR HBG	HF2 HB2 HKNR4 HBG2	HF HB HBV HBVR HBG	HF2 HB2 HKNR4 HBG2					
<i>Racetrack</i>													
36 x 54RT	CT	2	1213	1784	1917	2155	2253	2602	310	96	204	95	89
	CT2	2	1399	1970	2103	2341	2439	2788		96	204	95	99
36 x 60RT	CT	2	1213	1784	1917	2155	2253	2602	310	96	204	95	89
	CT2	2	1399	1970	2103	2341	2439	2788		96	204	95	99
36 x 66RT	CT	2	1374	1971	2115	2370	2594	3030	310	96	204	95	102
	CT2	2	1560	2157	2301	2556	2780	3216		96	204	95	112
36 x 72RT	CT	2	1374	1971	2115	2370	2594	3030	310	96	204	95	102
	CT2	2	1560	2157	2301	2556	2780	3216		96	204	95	112
36 x 78RT	CT	2	1644	2402	2579	2964	3045	3553		96	204	95	115
	CT2	2	1830	2588	2765	3150	3231	3739		96	204	95	125
36 x 84RT	CT	2	1644	2402	2579	2964	3045	3553		96	204	95	115
	CT2	2	1830	2588	2765	3150	3231	3739		96	204	95	125
36 x 90RT	CT	2	1648	2659	2870	3301	3402	3981		96	204	95	127
	CT2	2	1834	2845	3056	3487	3588	4167		96	204	95	137
36 x 96RT	CT	2	1648	2659	2870	3301	3402	3981		96	204	95	127
	CT2	2	1834	2845	3056	3487	3588	4167		96	204	95	137
42 x 78RT	CT2	2	2075	2792	3009	3445	3550	4134		96	204	95	154
	CT2D	2	3307	4024	4241	4677	4782	5366					168
42 x 84RT	CT2	2	2075	2792	3009	3445	3550	4134		96	204	95	154
	CT2D	2	3307	4024	4241	4677	4782	5366					168
48 x 78RT	CT2	2	2078	3100	3346	3732	3973	4637		96	204	95	154
	CT2D	2	3310	4332	4578	4964	5205	5869					168
48 x 84RT	CT2	2	2078	3100	3346	3732	3973	4637		96	204	95	154
	CT2D	2	3310	4332	4578	4964	5205	5869					168



2448RE-CT

STANDARD FEATURES

- Select from 15 standard laminates or choose any standard Wilsonart, Nevamar, Formica, Arborite and Pionite matte finish laminates at no upcharge. For other laminate please contact the factory for pricing.
- 9 standard veneer and hardwood edge stains. Stain-to-match available at no upcharge.
- Bases available in any Spectone color.
- Standard table height 29".
- All bases are standard with floor leveling glides.

OPTIONS

- Custom heights available.
- For applicable Power & Data modules, please see Table Accessories Price List.

HOW TO ORDER

1. Select Model
2. Select Base
3. Select Edge Style
4. Select Options
5. Select Top Finish
6. Select Edge Finish
7. Select Base Finish

Example: 3654RT - CT - PVF -





CONDUCTOR TABLES GENERAL PURPOSE



MODEL	BASES		TOP SPECIFICATIONS						OPTIONS			LBS	
	Code	Qty.	For Laminate Top			For Veneer Top			FLIP TOP (FT)	CASTERS			WHEELS (WB)
			SE PVF 2MM	HF HB	HBV HBVR HBG	HF2 HB2 HKNR4 HBG2	HF HB HBV HBVR HBG	HF2 HB2 HKNR4 HBG2			HARD (HC)	SOFT (SC)	
<i>Bullet</i>													
30 x 54B	CT	2	1112	1681	1800	2008	2070	2414	310	96	204	95	79
30 x 60B	CT	2	1112	1681	1800	2008	2070	2414	310	96	204	95	79
36 x 54B	CT	2	1235	2192	2361	2666	2708	3141		96	204	95	89
36 x 60B	CT	2	1235	2192	2361	2666	2708	3141		96	204	95	89
36 x 72B	CT	2	1373	2431	2618	2944	3133	3677		96	204	95	102
<i>Halfmoon</i>													
24 x 48H	CC	2	813	1327	1456	1612	1739	2031		96	204		56
	CT	2	897	1411	1540	1696	1823	2115	310	96	204	95	60
30 x 60H	CC	2	1028	1793	1970	2146	2366	2783		96	204		75
	CT	2	1112	1877	2054	2230	2450	2867	310	96	204	95	79
36 x 72H	CT	2	1373	2417	2648	2864	3221	3785				95	102
<i>Trapezoid</i>													
30 x 60TP	CC	2	1028	1499	1609	1798	1853	2172		96	204		75
	CT	2	1112	1583	1693	1882	1937	2256		96	204		79
36 x 72TP	CC	2	1289	1928	2072	2400	2482	2942		96	204		98
	CT	2	1373	2012	2156	2484	2566	3026		96	204		102
<i>Radius (connector)</i>													
24 x 24	24RC90	-	395	717	810	929	952	1140					17
30 x 30	30RC90	-	504	948	1066	1195	1263	1515					27
<i>Crescent (connector)</i>													
30 x 36	3036CRC90-CT	1	833	1519	1606	1674	1892	2131					45
36 x 42	3642CRC90-CT	1	1196	1840	1959	2048	2348	2672					58



2448RE-CT

STANDARD FEATURES

- Select from 15 standard laminates or choose any standard Wilsonart, Nevamar, Formica, Arborite and Pionite matte finish laminates at no upcharge. For other laminate please contact the factory for pricing.
- 9 standard veneer and hardwood edge stains. Stain-to-match available at no upcharge.
- Bases available in any Spectone color.
- Standard table height 29".
- All bases are standard with floor leveling glides.

OPTIONS

- Custom heights available.
- For applicable Power & Data modules, please see Table Accessories Price List.

HOW TO ORDER

1. Select Model
2. Select Base
3. Select Edge Style
4. Select Options
5. Select Top Finish
6. Select Edge Finish
7. Select Base Finish

Example: 3054B - CT - PVF -





CONDUCTOR TABLES TRAINING



	Code	Qty.	For Laminate Top			For Veneer Top		FLIP TOP (FT)	FOLD (FL)	CASTERS		WHEELS (WB)	
			PVF 2MM	HF	HKN1	HF	HKN1			HARD (HC)	SOFT (SC)		
<i>Rectangle</i>													
18 X 42RE	CC	2	750	940	1072	1130	1283			96	204	95	48
18 X 48RE	CC	2	750	940	1072	1130	1283			96	204	95	48
18 X 54RE	CC	2	795	1010	1167	1228	1409			96	204	95	54
18 X 60RE	CC	2	795	1010	1167	1228	1409		297	96	204	95	54
18 X 66RE	CC	2	856	1169	1355	1442	1664		297	96	204	95	60
18 X 72RE	CC	2	856	1169	1355	1442	1664		297	96	204	95	60
24 X 42RE	CC	2	795	1010	1167	1228	1409			96	204	95	56
24 X 48RE	CC	2	795	1010	1167	1228	1409			96	204	95	56
24 X 54RE	CC	2	856	1169	1355	1442	1664			96	204	95	64
24 X 60RE	CC	2	856	1169	1355	1442	1664		297	96	204	95	64
24 X 66RE	CC	2	1004	1381	1609	1700	1972		297	96	204	95	73
24 X 72RE	CC	2	1004	1381	1609	1700	1972		297	96	204	95	73
30 X 42RE	CC	2	846	1140	1323	1409	1629			96	204	95	64
30 X 48RE	CC	2	846	1140	1323	1409	1629			96	204	95	64
30 X 54RE	CC	2	907	1307	1560	1658	1934			96	204	95	75
30 X 60RE	CC	2	907	1307	1560	1658	1934		297	96	204	95	75
30 X 66RE	CC	2	1083	1408	1681	1777	2082		297	96	204	95	85
30 X 72RE	CC	2	1141	1564	1887	2000	2336		297	96	204	95	85
<i>Radius (connector)</i>													
24, 90°	24RC90	-	395	717	929	952	1140						16
30, 90°	30RC90	-	504	948	1195	1263	1515						23
24, 30°	24RC30	-	361	684	896	918	1107						10
30, 30°	30RC30	-	474	917	1164	1232	1486						16
<i>Triangle (connector)</i>													
24, 90°	24TC90	-	395	717	929	952	1140						16
30, 90°	30TC90	-	504	948	1195	1263	1515						23
24, 30°	24TC30	-	361	684	896	918	1107						10
30, 30°	30TC30	-	474	917	1164	1232	1486						16

*Folding tables available with PVC Flat (PVF) edge only.

STANDARD FEATURES

- Select from 15 standard laminates or choose any standard Wilsonart, Nevamar, Formica, Arborite and Pionite matte finish laminates at no upcharge. For other laminate please contact the factory for pricing.
- 9 standard veneer and hardwood edge stains. Stain-to-match available at no upcharge.
- Bases available in any Spectone color.
- Standard table height 29".
- All bases are standard with floor leveling glides.
- Training tables without a wire management trough are provided with inserts to attach a trough later if required.

OPTIONS

- Custom heights available.
- For applicable Power & Data modules, please see Table Accessories Price List.

HOW TO ORDER

1. Select Model
2. Select Base
3. Select Edge Style
4. Select Options
5. Select Top Finish
6. Select Edge Finish
7. Select Base Finish

Example: 1842RE - CC - PVF -

