



DIGNITY2 Behavioral Health Series



PRODUCT CODE






4601M-N-UU

Series	Center Arm	Number of Seats	Chair Type	Arm Type	Arm Panel Finish
46 : Dignity2	0 : Outside Arms	1 : Single Seater 2 : Two Seater 3 : Three Seater	M : Mid Back G : Bariatric	N/A : Regular Arm N : No Arm	LL : Laminate Outside and Inside LU : Laminate Outside/Upholstered Inside UL : Upholstered Outside/Laminated Inside UU : Upholstered Outside and Inside

OPTIONS

ARM TYPE	WALL SAVING	EXTENDED SIDE PANEL	SEAT PAN
  			
<p>Polyurethane Wood KYDEX®</p> <p><i>Corian arms available. Call for pricing.</i> <i>End arm caps only.</i></p>			

FINISHES


ARM PANEL LAMINATE	FABRIC	ARMS	ARM PANEL THERMOFOIL
		 <p>Black Sterling Grey</p> <p>Taupe</p>	
<p>Select from 15 standard laminates or choose any standard Wilsonart, Nevamar, Formica, Arborite and Pionite matte finish laminates at no upcharge</p>	<p>Select fabrics from one of our textile partners</p>	<p>Select from one of our 9 standard wood stains or stain-to-match at no upcharge</p>	<p>Select from one of our 8 standard Thermofoil finishes</p>
			<h3>FRAME</h3>  <p>Select from one of our 76 standard Spectone colors</p>

See Spectone Card or specfurniture.com/materials/finishes for a complete list of finish options and colors.



DIGNITY2 Behavioral Health Series

HOW TO ORDER



Specify Model

- A** Specify Fabric - Seat¹
Manufacturer, Pattern Name, Color
- B** Specify Fabric - Back¹
Manufacturer, Pattern Name, Color
- C** Specify Frame Finish
- D** Specify Arm Cap Type and Color
Polyurethane / Wood / KYDEX® (\$)
- E** Specify Outside/Inside Panel Finish
For Laminate Panels: Manufacturer, Laminate Name, Laminate Code
For Fabric Panels: Manufacturer, Pattern Name, Color

Optional: KYDEX® Arm Cap, Thermofoil side panels, Additional Weight, Floor Mounting Straps, Wall Saving, Extended Side Panel, Elimination of Separated Seat and Back, CAL 133, Moisture Barrier, Connecting and Freestanding Tables, Dolly

¹ When multiple fabrics are specified on two and three seat chairs, please provide a drawing and legend for fabric placement.

Model	Fabric - Seat	Fabric - Back	Frame Finish	Arm Cap Type and Color	Outside Panel	Inside Panel
4601M-LU	Momentum, Beeline, Canvas	Momentum, Beeline, Canvas	Silver	Polyurethane, Black	Momentum, Beeline, Canvas	Momentum, Beeline, Canvas





DIGNITY2 Behavioral Health Series

Standard Features

- Separate seat and back
- Arm caps available in wood, or polyurethane
- Laminate or upholstered side panels on inside and outside of arm in various combinations
- Upholstered side panels can match or contrast seat/back
- Select from 15 standard laminates or choose any standard Wilsonart, Nevamar, Formica, Arborite and Pionite matte finish laminates at no upcharge.
- Sculpted steel leg in any Spectone finish
- No protruding legs or hardware
- Tamper proof fastenings
- Non-removable steel levelling glides
- Ships assembled
- Ships 1/carton 15 cu ft

Options

- Polyurethane arm caps available in Black (B) or Taupe RAL 7006 (T) or Sterling Grey (G)
- For wood arm caps, select from 9 standard stains, or stain-to-match at no upcharge
- KYDEX® arm caps available in Black (B) or Taupe RAL 7006 (T) or Sterling Grey (G)
- Thermofoil side panels on inside and outside of arm, call Customer Service for pricing and finishes
- Add up to 20 lbs of additional weight per seat, add \$140 List per seat
- Non-standard laminates, contact Spec for pricing
- Antibacterial and antimicrobial fabrics available
- Floor mounting straps available, call Customer Service
- Connecting and freestanding tables
- CAL 133
- Elimination of separated seat and back available with either solid or perforated seat pan, call Customer Service

Contact Spec Customer Service to railroad fabrics (specify repeat info and yardage requirement will be provided) and for repeats greater than 5" x 5"

Single Seater with arms

COM 1.75 yds
0.75 yd COM per single seat / 1.0 yd COM per single back

MODEL	COM	GR 1	GR 2	GR 3	GR 4	GR 5	GR 6
4601M-LL	1296	1388	1421	1483	1576	1646	1740

Side panel – laminated, outside and inside
CAL 133, add \$114 List per chair

COM 2.75 yds
0.75 yd COM per single seat / 1.0 yd COM per single back / .5 yd COM per panel

MODEL	COM	GR 1	GR 2	GR 3	GR 4	GR 5	GR 6
4601M-LU	1394	1539	1588	1686	1832	1942	2088

Side panel – laminated, outside, upholstered inside
CAL 133, add \$193 List per chair

COM 2.75 yds
0.75 yd COM per single seat / 1.0 yd COM per single back / .5 yd COM per panel

MODEL	COM	GR 1	GR 2	GR 3	GR 4	GR 5	GR 6
4601M-UL	1394	1539	1588	1686	1832	1942	2088

Side panel – upholstered outside, laminated inside
CAL 133, add \$193 List per chair

COM 3.75 yds
0.75 yd COM per single seat / 1.0 yd COM per single back / 1.0 yd COM per panel

MODEL	COM	GR 1	GR 2	GR 3	GR 4	GR 5	GR 6
4601M-UU	1487	1691	1754	1889	2087	2238	2439

Side panel – upholstered, outside and inside
CAL 133, add \$277 List per chair

Dimensions (inches)

seat H	18.0	seat W	23.0	arm H	26.0
total H	31.75	total W	28.5	depth	30.0

For KYDEX® arms add suffix K and \$264
Dynamic load tested to 500 lbs per chair



4601M
95 lbs



DIGNITY2 Behavioral Health Series

Standard Features

- Separate seat and back
- Arm caps available in wood, or polyurethane
- Laminate or upholstered side panels on inside and outside of arm in various combinations
- Upholstered side panels can match or contrast seat/back
- Select from 15 standard laminates or choose any standard Wilsonart, Nevamar, Formica, Arborite and Pionite matte finish laminates at no upcharge.
- Sculpted steel leg in any Spectone finish
- No protruding legs or hardware
- Tamper proof fastenings
- Non-removable steel levelling glides
- Ships assembled
- Ships 1/carton 15 cu ft

Options

- Polyurethane arm caps available in Black (B) or Taupe RAL 7006 (T) or Sterling Grey (G)
- For wood arm caps, select from 9 standard stains, or stain-to-match at no upcharge
- KYDEX® arm caps available in Black (B) or Taupe RAL 7006 (T) or Sterling Grey (G)
- Thermofoil side panels on inside and outside of arm, call Customer Service for pricing and finishes
- Add up to 20 lbs of additional weight per seat, add \$140 List per seat
- Non-standard laminates, contact Spec for pricing
- Antibacterial and antimicrobial fabrics available
- Floor mounting straps available, call Customer Service
- Connecting and freestanding tables
- CAL 133
- Elimination of separated seat and back available with either solid or perforated seat pan, call Customer Service

Contact Spec Customer Service to railroad fabrics (specify repeat info and yardage requirement will be provided) and for repeats greater than 5" x 5"

Two Seater with outside arms

COM 3.5 yds
0.75 yd COM per single seat / 1.0 yd COM per single back

MODEL	COM	GR 1	GR 2	GR 3	GR 4	GR 5	GR 6
4602M-LL	1877	2065	2127	2252	2437	2576	2765

Side panel – laminated, outside and inside
CAL 133, add \$228 List per two seater

COM 4.5 yds
0.75 yd COM per single seat / 1.0 yd COM per single back / .5 yd COM per panel

MODEL	COM	GR 1	GR 2	GR 3	GR 4	GR 5	GR 6
4602M-LU	1973	2215	2295	2454	2694	2874	3115

Side panel – laminated, outside, upholstered inside
CAL 133, add \$307 List per two seater

COM 4.5 yds
0.75 yd COM per single seat / 1.0 yd COM per single back / .5 yd COM per panel

MODEL	COM	GR 1	GR 2	GR 3	GR 4	GR 5	GR 6
4602M-UL	1973	2215	2295	2454	2694	2874	3115

Side panel – upholstered outside, laminated inside
CAL 133, add \$307 List per two seater

COM 5.5 yds
0.75 yd COM per single seat / 1.0 yd COM per single back / 1.0 yd COM per panel

MODEL	COM	GR 1	GR 2	GR 3	GR 4	GR 5	GR 6
4602M-UU	2071	2367	2461	2658	2949	3170	3466

Side panel – upholstered, outside and inside
CAL 133, add \$386 List per two seater

Dimensions (inches)

seat H	18.0	seat W	45.5	arm H	26.0
total H	31.75	total W	51.0	depth	30.0

For KYDEX® arms add suffix K and \$264
Dynamic load tested to 750 lbs per two seater



4602M
150 lbs



DIGNITY2 Behavioral Health Series

Standard Features

- Separate seat and back
- Arm caps available in wood, or polyurethane
- Laminate or upholstered side panels on inside and outside of arm in various combinations
- Upholstered side panels can match or contrast seat/back
- Select from 15 standard laminates or choose any standard Wilsonart, Nevamar, Formica, Arborite and Pionite matte finish laminates at no upcharge.
- Sculpted steel leg in any Spectone finish
- No protruding legs or hardware
- Tamper proof fastenings
- Non-removable steel levelling glides
- Ships assembled
- Ships 1/carton 15 cu ft

Options

- Polyurethane arm caps available in Black (B) or Taupe RAL 7006 (T) or Sterling Grey (G)
- For wood arm caps, select from 9 standard stains, or stain-to-match at no upcharge
- KYDEX® arm caps available in Black (B) or Taupe RAL 7006 (T) or Sterling Grey (G)
- Thermofoil side panels on inside and outside of arm, call Customer Service for pricing and finishes
- Add up to 20 lbs of additional weight per seat, add \$140 List per seat
- Non-standard laminates, contact Spec for pricing
- Antibacterial and antimicrobial fabrics available
- Floor mounting straps available, call Customer Service
- Connecting and freestanding tables
- CAL 133
- Elimination of separated seat and back available with either solid or perforated seat pan, call Customer Service

Contact Spec Customer Service to railroad fabrics (specify repeat info and yardage requirement will be provided) and for repeats greater than 5" x 5"

Three Seater with outside arms

COM 5.25 yds
0.75 yd COM per single seat / 1.0 yd COM per single back

MODEL	COM	GR 1	GR 2	GR 3	GR 4	GR 5	GR 6
4603M-LL	2460	2740	2834	3020	3300	3511	3791

Side panel – laminated, outside and inside
CAL 133, add \$342 List per three seater

COM 6.25 yds
0.75 yd COM per single seat / 1.0 yd COM per single back / .5 yd COM per panel

MODEL	COM	GR 1	GR 2	GR 3	GR 4	GR 5	GR 6
4603M-LU	2556	2892	3002	3225	3557	3805	4141

Side panel – laminated, outside, upholstered inside
CAL 133, add \$421 List per three seater

COM 6.25 yds
0.75 yd COM per single seat / 1.0 yd COM per single back / .5 yd COM per panel

MODEL	COM	GR 1	GR 2	GR 3	GR 4	GR 5	GR 6
4603M-UL	2556	2892	3002	3225	3557	3805	4141

Side panel – upholstered outside, laminated inside
CAL 133, add \$421 List per three seater

COM 7.25 yds
0.75 yd COM per single seat / 1.0 yd COM per single back / 1.0 yd COM per panel

MODEL	COM	GR 1	GR 2	GR 3	GR 4	GR 5	GR 6
4603M-UU	2652	3041	3169	3426	3812	4101	4492

Side panel – upholstered, outside and inside
CAL 133, add \$500 List per three seater

Dimensions (inches)

seat H	18.0	seat W	68.0	arm H	26.0
total H	31.75	total W	74.0	depth	30.0

For KYDEX® arms add suffix K and \$264
Dynamic load tested to 1000 lbs per three seater



4603M
205 lbs



DIGNITY2 Behavioral Health Series

Standard Features

- Separate seat and back
- Arm caps available in wood, or polyurethane
- Laminate or upholstered side panels on inside and outside of arm in various combinations
- Upholstered side panels can match or contrast seat/back
- Select from 15 standard laminates or choose any standard Wilsonart, Nevamar, Formica, Arborite and Pionite matte finish laminates at no upcharge.
- Sculpted steel leg in any Spectone finish
- No protruding legs or hardware
- Tamper proof fastenings
- Non-removable steel levelling glides
- Ships assembled
- Ships 1/carton 15 cu ft

Options

- Polyurethane arm caps available in Black (B) or Taupe RAL 7006 (T) or Sterling Grey (G)
- For wood arm caps, select from 9 standard stains, or stain-to-match at no upcharge
- KYDEX® arm caps available in Black (B) or Taupe RAL 7006 (T) or Sterling Grey (G)
- Thermofoil side panels on inside and outside of arm, call Customer Service for pricing and finishes
- Add up to 20 lbs of additional weight per seat, add \$140 List per seat
- Non-standard laminates, contact Spec for pricing
- Antibacterial and antimicrobial fabrics available
- Floor mounting straps available, call Customer Service
- Connecting and freestanding tables
- CAL 133
- Elimination of separated seat and back available with either solid or perforated seat pan, call Customer Service

Contact Spec Customer Service to railroad fabrics (specify repeat info and yardage requirement will be provided) and for repeats greater than 5" x 5"

Bariatric Single Seater with arms

COM 3.25 yds

1.5 yd COM per single seat / 1.75 yd COM per single back

MODEL	COM	GR 1	GR 2	GR 3	GR 4	GR 5	GR 6
4601G-LL	1607	1783	1840	1955	2128	2259	2434

Side panel – laminated, outside and inside

CAL 133, add \$154 List per chair

COM 4.25 yds

1.5 yd COM per single seat / 1.75 yd COM per single back / .5 yd COM per panel

MODEL	COM	GR 1	GR 2	GR 3	GR 4	GR 5	GR 6
4601G-LU	1704	1932	2006	2158	2384	2553	2783

Side panel – laminated, outside, upholstered inside

CAL 133, add \$233 List per chair

COM 4.25 yds

1.5 yd COM per single seat / 1.75 yd COM per single back / .5 yd COM per panel

MODEL	COM	GR 1	GR 2	GR 3	GR 4	GR 5	GR 6
4601G-UL	1704	1932	2006	2158	2384	2553	2783

Side panel – upholstered outside, laminated inside

CAL 133, add \$233 List per chair

COM 5.25 yds

1.5 yd COM per single seat / 1.75 yd COM per single back / 1.0 yd COM per panel

MODEL	COM	GR 1	GR 2	GR 3	GR 4	GR 5	GR 6
4601G-UU	1802	2083	2176	2363	2643	2851	3132

Side panel – upholstered, outside and inside

CAL 133, add \$312 List per chair

Dimensions (inches)

seat H	18.0	seat W	31.0	arm H	26.0
total H	31.75	total W	36.5	depth	30.0

For KYDEX® arms add suffix K and \$264
Dynamic load tested to 750 lbs per chair



4601G
113 lbs



DIGNITY2 Behavioral Health Series

Standard Features

- Separate seat and back
- Arm caps available in wood, or polyurethane
- Laminate or upholstered side panels on inside and outside of arm in various combinations
- Upholstered side panels can match or contrast seat/back
- Select from 15 standard laminates or choose any standard Wilsonart, Nevamar, Formica, Arborite and Pionite matte finish laminates at no upcharge.
- Sculpted steel leg in any Spectone finish
- No protruding legs or hardware
- Tamper proof fastenings
- Non-removable steel levelling glides
- Ships assembled
- Ships 1/carton 15 cu ft

Options

- Polyurethane arm caps available in Black (B) or Taupe RAL 7006 (T) or Sterling Grey (G)
- For wood arm caps, select from 9 standard stains, or stain-to-match at no upcharge
- KYDEX® arm caps available in Black (B) or Taupe RAL 7006 (T) or Sterling Grey (G)
- Thermofoil side panels on inside and outside of arm, call Customer Service for pricing and finishes
- Add up to 20 lbs of additional weight per seat, add \$140 List per seat
- Non-standard laminates, contact Spec for pricing
- Antibacterial and antimicrobial fabrics available
- Floor mounting straps available, call Customer Service
- Connecting and freestanding tables
- CAL 133
- Elimination of separated seat and back available with either solid or perforated seat pan, call Customer Service

Contact Spec Customer Service to railroad fabrics (specify repeat info and yardage requirement will be provided) and for repeats greater than 5" x 5"

Single Seater with no arms

COM 1.75 yds
0.75 yd COM per single seat / 1.0 yd COM per single back

MODEL	COM	GR 1	GR 2	GR 3	GR 4	GR 5	GR 6
4601M-LL-N	1272	1368	1398	1459	1553	1624	1716

Side panel – laminated, outside and inside
CAL 133, add \$114 List per chair

COM 2.75 yds
0.75 yd COM per single seat / 1.0 yd COM per single back / .5 yd COM per panel

MODEL	COM	GR 1	GR 2	GR 3	GR 4	GR 5	GR 6
4601M-LU-N	1370	1516	1565	1664	1810	1919	2065

Side panel – laminated, outside, upholstered inside
CAL 133, add \$193 List per chair

COM 2.75 yds
0.75 yd COM per single seat / 1.0 yd COM per single back / .5 yd COM per panel

MODEL	COM	GR 1	GR 2	GR 3	GR 4	GR 5	GR 6
4601M-UL-N	1370	1516	1565	1664	1810	1919	2065

Side panel – upholstered outside, laminated inside
CAL 133, add \$193 List per chair

COM 3.75 yds
0.75 yd COM per single seat / 1.0 yd COM per single back / 1.0 yd COM per panel

MODEL	COM	GR 1	GR 2	GR 3	GR 4	GR 5	GR 6
4601M-UU-N	1463	1667	1732	1865	2064	2215	2416

Side panel – upholstered, outside and inside
CAL 133, add \$277 List per chair

Dimensions (inches)

seat H	18.0	seat W	23.0	arm H	17.5
total H	31.75	total W	28.5	depth	30.0

For KYDEX® arms add suffix K and \$264
Dynamic load tested to 500 lbs per chair



4601M-N
95 lbs



DIGNITY2 Behavioral Health Series

Standard Features

- Separate seat and back
- Arm caps available in wood, or polyurethane
- Laminate or upholstered side panels on inside and outside of arm in various combinations
- Upholstered side panels can match or contrast seat/back
- Select from 15 standard laminates or choose any standard Wilsonart, Nevamar, Formica, Arborite and Pionite matte finish laminates at no upcharge.
- Sculpted steel leg in any Spectone finish
- No protruding legs or hardware
- Tamper proof fastenings
- Non-removable steel levelling glides
- Ships assembled
- Ships 1/carton 15 cu ft

Options

- Polyurethane arm caps available in Black (B) or Taupe RAL 7006 (T) or Sterling Grey (G)
- For wood arm caps, select from 9 standard stains, or stain-to-match at no upcharge
- KYDEX® arm caps available in Black (B) or Taupe RAL 7006 (T) or Sterling Grey (G)
- Thermofoil side panels on inside and outside of arm, call Customer Service for pricing and finishes
- Add up to 20 lbs of additional weight per seat, add \$140 List per seat
- Non-standard laminates, contact Spec for pricing
- Antibacterial and antimicrobial fabrics available
- Floor mounting straps available, call Customer Service
- Connecting and freestanding tables
- CAL 133
- Elimination of separated seat and back available with either solid or perforated seat pan, call Customer Service

Contact Spec Customer Service to railroad fabrics (specify repeat info and yardage requirement will be provided) and for repeats greater than 5" x 5"

Two Seater with no arms

COM 3.5 yds
0.75 yd COM per single seat / 1.0 yd COM per single back

MODEL	COM	GR 1	GR 2	GR 3	GR 4	GR 5	GR 6
4602M-LL-N	1855	2043	2104	2227	2413	2554	2741

Side panel – laminated, outside and inside
CAL 133, add \$228 List per two seater

COM 4.5 yds
0.75 yd COM per single seat / 1.0 yd COM per single back / .5 yd COM per panel

MODEL	COM	GR 1	GR 2	GR 3	GR 4	GR 5	GR 6
4602M-LU-N	1950	2192	2271	2432	2671	2850	3090

Side panel – laminated, outside, upholstered inside
CAL 133, add \$307 List per two seater

COM 4.5 yds
0.75 yd COM per single seat / 1.0 yd COM per single back / .5 yd COM per panel

MODEL	COM	GR 1	GR 2	GR 3	GR 4	GR 5	GR 6
4602M-UL-N	1950	2192	2271	2432	2671	2850	3090

Side panel – upholstered outside, laminated inside
CAL 133, add \$307 List per two seater

COM 5.5 yds
0.75 yd COM per single seat / 1.0 yd COM per single back / 1.0 yd COM per panel

MODEL	COM	GR 1	GR 2	GR 3	GR 4	GR 5	GR 6
4602M-UU-N	2047	2342	2439	2633	2928	3146	3443

Side panel – upholstered, outside and inside
CAL 133, add \$386 List per two seater

Dimensions (inches)

seat H	18.0	seat W	45.0	arm H	17.5
total H	31.75	total W	51.0	depth	30.0

For KYDEX® arms add suffix K and \$264
Dynamic load tested to 750 lbs per two seater



4602M-N
150 lbs



DIGNITY2 Behavioral Health Series

Standard Features

- Separate seat and back
- Arm caps available in wood, or polyurethane
- Laminate or upholstered side panels on inside and outside of arm in various combinations
- Upholstered side panels can match or contrast seat/back
- Select from 15 standard laminates or choose any standard Wilsonart, Nevamar, Formica, Arborite and Pionite matte finish laminates at no upcharge.
- Sculpted steel leg in any Spectone finish
- No protruding legs or hardware
- Tamper proof fastenings
- Non-removable steel levelling glides
- Ships assembled
- Ships 1/carton 15 cu ft

Options

- Polyurethane arm caps available in Black (B) or Taupe RAL 7006 (T) or Sterling Grey (G)
- For wood arm caps, select from 9 standard stains, or stain-to-match at no upcharge
- KYDEX® arm caps available in Black (B) or Taupe RAL 7006 (T) or Sterling Grey (G)
- Thermofoil side panels on inside and outside of arm, call Customer Service for pricing and finishes
- Add up to 20 lbs of additional weight per seat, add \$140 List per seat
- Non-standard laminates, contact Spec for pricing
- Antibacterial and antimicrobial fabrics available
- Floor mounting straps available, call Customer Service
- Connecting and freestanding tables
- CAL 133
- Elimination of separated seat and back available with either solid or perforated seat pan, call Customer Service

Contact Spec Customer Service to railroad fabrics (specify repeat info and yardage requirement will be provided) and for repeats greater than 5" x 5"

Three Seater with no arms

COM 5.25 yds
0.75 yd COM per single seat / 1.0 yd COM per single back

MODEL	COM	GR 1	GR 2	GR 3	GR 4	GR 5	GR 6
4603M-LL-N	2438	2719	2811	2998	3277	3486	3767

Side panel – laminated, outside and inside
CAL 133, add \$342 List per three seater

COM 6.25 yds
0.75 yd COM per single seat / 1.0 yd COM per single back / .5 yd COM per panel

MODEL	COM	GR 1	GR 2	GR 3	GR 4	GR 5	GR 6
4603M-LU-N	2533	2869	2978	3200	3533	3782	4117

Side panel – laminated, outside, upholstered inside
CAL 133, add \$421 List per three seater

COM 6.25 yds
0.75 yd COM per single seat / 1.0 yd COM per single back / .5 yd COM per panel

MODEL	COM	GR 1	GR 2	GR 3	GR 4	GR 5	GR 6
4603M-UL-N	2533	2869	2978	3200	3533	3782	4117

Side panel – upholstered outside, laminated inside
CAL 133, add \$421 List per three seater

COM 7.25 yds
0.75 yd COM per single seat / 1.0 yd COM per single back / 1.0 yd COM per panel

MODEL	COM	GR 1	GR 2	GR 3	GR 4	GR 5	GR 6
4603M-UU-N	2628	3018	3145	3404	3788	4078	4468

Side panel – upholstered, outside and inside
CAL 133, add \$500 List per three seater

Dimensions (inches)

seat H	18.0	seat W	68.0	arm H	17.5
total H	31.75	total W	74.0	depth	30.0

For KYDEX® arms add suffix K and \$264
Dynamic load tested to 1000 lbs per three seater



4603M-N
205 lbs



DIGNITY2 Behavioral Health Series

Standard Features

- Separate seat and back
- Arm caps available in wood, or polyurethane
- Laminate or upholstered side panels on inside and outside of arm in various combinations
- Upholstered side panels can match or contrast seat/back
- Select from 15 standard laminates or choose any standard Wilsonart, Nevamar, Formica, Arborite and Pionite matte finish laminates at no upcharge.
- Sculpted steel leg in any Spectone finish
- No protruding legs or hardware
- Tamper proof fastenings
- Non-removable steel levelling glides
- Ships assembled
- Ships 1/carton 15 cu ft

Options

- Polyurethane arm caps available in Black (B) or Taupe RAL 7006 (T) or Sterling Grey (G)
- For wood arm caps, select from 9 standard stains, or stain-to-match at no upcharge
- KYDEX® arm caps available in Black (B) or Taupe RAL 7006 (T) or Sterling Grey (G)
- Thermofoil side panels on inside and outside of arm, call Customer Service for pricing and finishes
- Add up to 20 lbs of additional weight per seat, add \$140 List per seat
- Non-standard laminates, contact Spec for pricing
- Antibacterial and antimicrobial fabrics available
- Floor mounting straps available, call Customer Service
- Connecting and freestanding tables
- CAL 133
- Elimination of separated seat and back available with either solid or perforated seat pan, call Customer Service

Contact Spec Customer Service to railroad fabrics (specify repeat info and yardage requirement will be provided) and for repeats greater than 5" x 5"



Bariatric Single Seater with no arms

COM 3.25 yds

1.5 yd COM per single seat / 1.75 yd COM per single back

MODEL	COM	GR 1	GR 2	GR 3	GR 4	GR 5	GR 6
4601G-LL-N	1585	1759	1816	1931	2105	2235	2410

Side panel – laminated, outside and inside

CAL 133, add \$154 List per chair

COM 4.25 yds

1.5 yd COM per single seat / 1.75 yd COM per single back / .5 yd COM per panel

MODEL	COM	GR 1	GR 2	GR 3	GR 4	GR 5	GR 6
4601G-LU-N	1681	1910	1982	2136	2362	2531	2760

Side panel – laminated, outside, upholstered inside

CAL 133, add \$233 List per chair

COM 4.25 yds

1.5 yd COM per single seat / 1.75 yd COM per single back / .5 yd COM per panel

MODEL	COM	GR 1	GR 2	GR 3	GR 4	GR 5	GR 6
4601G-UL-N	1681	1910	1982	2136	2362	2531	2760

Side panel – upholstered outside, laminated inside

CAL 133, add \$233 List per chair

COM 5.25 yds

1.5 yd COM per single seat / 1.75 yd COM per single back / 1.0 yd COM per panel

MODEL	COM	GR 1	GR 2	GR 3	GR 4	GR 5	GR 6
4601G-UU-N	1778	2059	2153	2338	2619	2829	3111

Side panel – upholstered, outside and inside

CAL 133, add \$312 List per chair

Dimensions (inches)

seat H	18.0	seat W	31.0	arm H	17.5
total H	31.75	total W	36.5	depth	30.0



4601G-N
113 lbs

For KYDEX® arms add suffix K and \$264
Dynamic load tested to 750 lbs per chair



DIGNITY2 Behavioral Health Series

Standard Features

- Separate seat and back
- Arm caps available in wood, or polyurethane
- Laminate or upholstered side panels on inside and outside of arm in various combinations
- Upholstered side panels can match or contrast seat/back
- Select from 15 standard laminates or choose any standard Wilsonart, Nevamar, Formica, Arborite and Pionite matte finish laminates at no upcharge.
- Sculpted steel leg in any Spectone finish
- No protruding legs or hardware
- Tamper proof fastenings
- Non-removable steel levelling glides
- Ships assembled
- Ships 1/carton 15 cu ft

Options

- Polyurethane arm caps available in Black (B) or Taupe RAL 7006 (T) or Sterling Grey (G)
- For wood arm caps, select from 9 standard stains, or stain-to-match at no upcharge
- KYDEX® end and polyurethane middle arm caps available in Black (B), Taupe RAL 7006 (T), or Sterling Grey (G).
- Thermofoil side panels on inside and outside of arm, call Customer Service for pricing and finishes
- Add up to 20 lbs of additional weight per seat, add \$140 List per seat
- Non-standard laminates, contact Spec for pricing
- Antibacterial and antimicrobial fabrics available
- Floor mounting straps available, call Customer Service
- Connecting and freestanding tables
- CAL 133
- Elimination of separated seat and back available with either solid or perforated seat pan, call Customer Service

Contact Spec Customer Service to railroad fabrics (specify repeat info and yardage requirement will be provided) and for repeats greater than 5" x 5"

Two Seater with half arms

COM 3.5 yds
0.75 yd COM per single seat / 1.0 yd COM per single back

MODEL	COM	GR 1	GR 2	GR 3	GR 4	GR 5	GR 6
4612M-LL	2225	2412	2475	2599	2785	2929	3115

Side panel – laminated, outside and inside
CAL 133, add \$228 List per two seater

COM 5.0 yds
0.75 yd COM per single seat / 1.0 yd COM per single back / .5 yd COM per panel

MODEL	COM	GR 1	GR 2	GR 3	GR 4	GR 5	GR 6
4612M-LU	2320	2589	2674	2854	3120	3322	3590

Side panel – laminated outside, upholstered inside, half arms will be upholstered
CAL 133, add \$544 List per two seater

COM 4.5 yds
0.75 yd COM per single seat / 1.0 yd COM per single back / .5 yd COM per panel

MODEL	COM	GR 1	GR 2	GR 3	GR 4	GR 5	GR 6
4612M-UL	2320	2589	2674	2854	3120	3322	3590

Side panel – upholstered outside, laminated inside, half arms will be laminated
CAL 133, add \$544 List per two seater

COM 6.0 yds
0.75 yd COM per single seat / 1.0 yd COM per single back / 1.0 yd COM per panel

MODEL	COM	GR 1	GR 2	GR 3	GR 4	GR 5	GR 6
4612M-UU	2418	2737	2842	3058	3377	3621	3941

Side panel – upholstered, outside and inside
CAL 133, add \$781 List per two seater

Dimensions (inches)

seat H	18.0	seat W	48.0	arm H	26.0
total H	31.75	total W	54.0	depth	30.0

For KYDEX® arms add suffix K and \$396
Dynamic load tested to 750 lbs per two seater



4612M
150 lbs



DIGNITY2 Behavioral Health Series

Standard Features

- Separate seat and back
- Arm caps available in wood, or polyurethane
- Laminate or upholstered side panels on inside and outside of arm in various combinations
- Upholstered side panels can match or contrast seat/back
- Select from 15 standard laminates or choose any standard Wilsonart, Nevamar, Formica, Arborite and Pionite matte finish laminates at no upcharge.
- Sculpted steel leg in any Spectone finish
- No protruding legs or hardware
- Tamper proof fastenings
- Non-removable steel levelling glides
- Ships assembled
- Ships 1/carton 15 cu ft

Options

- Polyurethane arm caps available in Black (B) or Taupe RAL 7006 (T) or Sterling Grey (G)
- For wood arm caps, select from 9 standard stains, or stain-to-match at no upcharge
- KYDEX® end and polyurethane middle arm caps available in Black (B), Taupe RAL 7006 (T), or Sterling Grey (G).
- Thermofoil side panels on inside and outside of arm, call Customer Service for pricing and finishes
- Add up to 20 lbs of additional weight per seat, add \$140 List per seat
- Non-standard laminates, contact Spec for pricing
- Antibacterial and antimicrobial fabrics available
- Floor mounting straps available, call Customer Service
- Connecting and freestanding tables
- CAL 133
- Elimination of separated seat and back available with either solid or perforated seat pan, call Customer Service

Contact Spec Customer Service to railroad fabrics (specify repeat info and yardage requirement will be provided) and for repeats greater than 5" x 5"

Three Seater with half arms

COM 5.25 yds

0.75 yd COM per single seat / 1.0 yd COM per single back

MODEL	COM	GR 1	GR 2	GR 3	GR 4	GR 5	GR 6
4613M-LL	3168	3436	3527	3715	3997	4209	4489

Side panel – laminated, outside and inside

CAL 133, add \$342 List per three seater

COM 7.25 yds

0.75 yd COM per single seat / 1.0 yd COM per single back / .5 yd COM per panel

MODEL	COM	GR 1	GR 2	GR 3	GR 4	GR 5	GR 6
4613M-LU	3251	3639	3763	4024	4412	4705	5092

Side panel – laminated outside, upholstered inside, half arms will be upholstered

CAL 133, add \$737 List per three seater

COM 6.25 yds

0.75 yd COM per single seat / 1.0 yd COM per single back / .5 yd COM per panel

MODEL	COM	GR 1	GR 2	GR 3	GR 4	GR 5	GR 6
4613M-UL	3251	3639	3763	4024	4412	4705	5092

Side panel – upholstered outside, laminated inside, half arms will be laminated

CAL 133, add \$737 List per three seater

COM 8.25 yds

0.75 yd COM per single seat / 1.0 yd COM per single back / 1.0 yd COM per panel

MODEL	COM	GR 1	GR 2	GR 3	GR 4	GR 5	GR 6
4613M-UU	3348	3788	3930	4227	4669	5001	5442

Side panel – upholstered, outside and inside

CAL 133, add \$974 List per three seater

Dimensions (inches)

seat H	18.0	seat W	75.0	arm H	26.0
total H	31.75	total W	80.5	depth	30.0

For KYDEX® arms add suffix K and \$528

Dynamic load tested to 1000 lbs per three seater



4613M
205 lbs

DIGNITY2 Behavioral Health Series

Standard Features

- Tamper proof fastenings

To order full panel side panels, add ZC-LL, or ZC-U to model number, e.g. 4601M-ZC-LL

To order wall-saving side panels, add WS-LL or WS-U to the model number, e.g. 4601M-WS-U

Pricing is for entire chair (2 end side panels).

Contact Spec Customer Service to railroad fabrics (specify repeat info and yardage requirement will be provided) and for repeats greater than 5" x 5"

Options

- Thermofoil side panels on inside and outside of arm, call Customer Service for pricing and finishes
- Floor mounting straps available, call Customer Service



Extended Side Panels

Laminate Panels Inside & Outside

MODEL	LIST
ZC-LL	75

Laminate & Upholstered Combination Panels

COM 0.5 yd per panel

MODEL	COM	GR 1	GR 2	GR 3	GR 4	GR 5	GR 6
ZC-LU	75	84	87	96	105	111	121
ZC-UL	75	84	87	96	105	111	121

Fully Upholstered Panels

COM 1.5 yd per panel

MODEL	COM	GR 1	GR 2	GR 3	GR 4	GR 5	GR 6
ZC-U	75	84	87	96	105	111	121



Side panel extended to floor

Wall-Saving Side Panels

Laminate Panels Inside & Outside

MODEL	LIST
WS-LL	118

Laminate & Upholstered Combination Panels

COM 1.0 yd per panel

MODEL	COM	GR 1	GR 2	GR 3	GR 4	GR 5	GR 6
WS-LU	118	245	276	343	441	517	591
WS-UL	118	245	276	343	441	517	591

Fully Upholstered Panels

COM 2.0 yd per panel

MODEL	COM	GR 1	GR 2	GR 3	GR 4	GR 5	GR 6
WS-U	118	245	276	343	441	517	591



Wall-saving side panels

DIGNITY2 Behavioral Health Series

Standard Features

- Tops in laminate or veneer
- Select from 15 standard laminates or choose any standard Wilsonart, Nevamar, Formica, Arborite and Pionite matte finish laminates at no upcharge.
- Laminate tops with PVC Flat (PVF), Self Edge (SE), or hardwood (HB) edge
- 9 standard veneer and hardwood edge stains. Stain-to-match available at no upcharge.
- Tops utilize NU Green earth friendly core
- 18" height
- Non-removable steel levelling glides

Options

- Additional weight can be added, contact factory
- Non-standard laminates, contact Spec for pricing
- Floor mounting straps available, call Customer Service

Radius Corner Tables are recommended for open areas



Freestanding Lounge Tables

Model	Laminate PVF/SE Edge	Laminate HB Edge	Veneer HB Edge	Weight	Cu.Ft.
DIGN2 - 24 x 24 SQ	1114	1289	1321	62	7.2
DIGN2 - 30 x 30 SQ	1251	1377	1424	80	13.5
DIGN2 - 36 x 36 SQ	1367	1563	1616	101	18
DIGN2 - 42 x 42 SQ	1685	1970	2057	124	24.5
DIGN2 - 48 x 48 SQ	1793	2044	2137	151	32
DIGN2 - 24 DIA	1088	1404	1438	49	7.2
DIGN2 - 30 DIA	1220	1534	1576	61	13.5
DIGN2 - 36 DIA	1348	1803	1882	76	18
DIGN2 - 42 DIA	1671	2182	2290	93	24.5
DIGN2 - 48 DIA	1722	2347	2465	111	32



Corner and Spacer Connecting Tables

Model	Laminate PVF/SE	Laminate HB Edge	Veneer HB Edge	Weight	Cu.Ft.
DIGN2RC - 28 x 28 <i>Radius Corner Table</i>	622	779	964	31	2
DIGN2SC - 28 x 28 <i>Square Corner Table</i>	622	748	893	32	2
DIGN2TC - 45 degree <i>Corner Table</i>	622	779	964	26	2
DIGN2ST - 21 x 24 <i>Spacer Table</i>	477	649	787	27	2



Dignity2 seating is available connected as 1, 2 and 3 seaters, with or without arms between, with corner or spacer tables. Above pricing includes connector bars.



DIGNITY2 Behavioral Health Series

Standard Features

- Black finish only
- 6" soft wheel casters
- Standard Dolly holds 1 single seat chair
- Ships 1/carton, 17 cu. ft.
- Ships assembled



Dignity2 - Dolly

Description	Model	Price	Weight
Single Seat Dolly	DIGN-99	505	12lb

Dimensions (inches)

height	39.0
width	23.0
depth	30.0

