



DIGNITY2 Behavioral Health Series



PRODUCT CODE






4601M-N-UU

Series	Center Arm	Number of Seats	Chair Type	Arm Type	Arm Panel Finish
46 : Dignity2	0 : Outside Arms	1 : Single Seater 2 : Two Seater 3 : Three Seater	M : Mid Back G : Bariatric	N/A : Regular Arm N : No Arm	LL : Laminate Outside and Inside LU : Laminate Outside/Upholstered Inside UL : Upholstered Outside/Laminated Inside UU : Upholstered Outside and Inside

OPTIONS

ARM TYPE	WALL SAVING	EXTENDED SIDE PANEL	SEAT PAN
  			
<p>Polyurethane Wood KYDEX®</p> <p><i>Corian arms available. Call for pricing.</i> <i>End arm caps only.</i></p>			

FINISHES


ARM PANEL LAMINATE	FABRIC	ARMS	ARM PANEL THERMOFOIL
			
<p>Select from 15 standard laminates or choose any standard Wilsonart, Nevamar, Formica, Arborite and Pionite matte finish laminates at no upcharge</p>	<p>Select fabrics from one of our textile partners</p>	<p>Black Sterling Grey</p> <p>Taupe</p> <p>Select from one of our 9 standard wood stains or stain-to-match at no upcharge</p>	<p>Select from one of our 8 standard Thermofoil finishes</p>
			<p>FRAME</p>  <p>Select from one of our 76 standard Spectone colors</p>

See Spectone Card or specfurniture.com/materials/finishes for a complete list of finish options and colors.



DIGNITY2 Behavioral Health Series

HOW TO ORDER



Specify Model

- A** Specify Fabric - Seat¹
Manufacturer, Pattern Name, Color
- B** Specify Fabric - Back¹
Manufacturer, Pattern Name, Color
- C** Specify Frame Finish
- D** Specify Arm Cap Type and Color
Polyurethane / Wood / KYDEX® (\$)
- E** Specify Outside/Inside Panel Finish
F *For Laminate Panels: Manufacturer, Laminate Name, Laminate Code*
For Fabric Panels: Manufacturer, Pattern Name, Color

Optional: KYDEX® Arm Cap, Thermofoil side panels, Additional Weight, Floor Mounting Straps, Wall Saving, Extended Side Panel, Elimination of Separated Seat and Back, CAL 133, Moisture Barrier, Connecting and Freestanding Tables, Dolly

¹ When multiple fabrics are specified on two and three seat chairs, please provide a drawing and legend for fabric placement.

Model	Fabric - Seat	Fabric - Back	Frame Finish	Arm Cap Type and Color	Outside Panel	Inside Panel
4601M-LU	Momentum, Beeline, Canvas	Momentum, Beeline, Canvas	Silver	Polyurethane, Black	Momentum, Beeline, Canvas	Momentum, Beeline, Canvas



DIGNITY2 Behavioral Health Series

Standard Features

- Separate seat and back
- Arm caps available in wood, or polyurethane
- Laminate or upholstered side panels on inside and outside of arm in various combinations
- Upholstered side panels can match or contrast seat/back
- Select from 15 standard laminates or choose any standard Wilsonart, Nevamar, Formica, Arborite and Pionite matte finish laminates at no upcharge.
- Sculpted steel leg in any Spectone finish
- No protruding legs or hardware
- Tamper proof fastenings
- Non-removable steel levelling glides
- Ships assembled
- Ships 1/carton 15 cu ft

Options

- Polyurethane arm caps available in Black (B) or Taupe RAL 7006 (T) or Sterling Grey (G)
- For wood arm caps, select from 9 standard stains, or stain-to-match at no upcharge
- KYDEX® arm caps available in Black (B) or Taupe RAL 7006 (T) or Sterling Grey (G)
- Thermofoil side panels on inside and outside of arm, call Customer Service for pricing and finishes
- Add up to 20 lbs of additional weight per seat, add \$162 List per seat
- Non-standard laminates, contact Spec for pricing
- Antibacterial and antimicrobial fabrics available
- Floor mounting straps available, call Customer Service
- Connecting and freestanding tables
- CAL 133
- Elimination of separated seat and back available with either solid or perforated seat pan, call Customer Service

Contact Spec Customer Service to railroad fabrics (specify repeat info and yardage requirement will be provided) and for repeats greater than 5" x 5"



Single Seater with arms

COM 1.75 yds

0.75 yd COM per single seat / 1.0 yd COM per single back

MODEL	COM	GR 1	GR 2	GR 3	GR 4	GR 5	GR 6
4601M-LL	1474	1567	1597	1658	1749	1819	1909

Side panel – laminated, outside and inside
CAL 133, add \$120 List per chair

COM 2.75 yds

0.75 yd COM per single seat / 1.0 yd COM per single back / .5 yd COM per panel

MODEL	COM	GR 1	GR 2	GR 3	GR 4	GR 5	GR 6
4601M-LU	1591	1736	1783	1879	2023	2129	2274

Side panel – laminated, outside, upholstered inside
CAL 133, add \$204 List per chair

COM 2.75 yds

0.75 yd COM per single seat / 1.0 yd COM per single back / .5 yd COM per panel

MODEL	COM	GR 1	GR 2	GR 3	GR 4	GR 5	GR 6
4601M-UL	1591	1736	1783	1879	2023	2129	2274

Side panel – upholstered outside, laminated inside
CAL 133, add \$204 List per chair

COM 3.75 yds

0.75 yd COM per single seat / 1.0 yd COM per single back / 1.0 yd COM per panel

MODEL	COM	GR 1	GR 2	GR 3	GR 4	GR 5	GR 6
4601M-UU	1707	1904	1968	2100	2293	2442	2637

Side panel – upholstered, outside and inside
CAL 133, add \$284 List per chair

Dimensions (inches)

seat H	18.0	seat W	23.0	arm H	26.0
total H	31.75	total W	28.5	depth	30.0

For KYDEX® arms add suffix K and \$262
Dynamic load tested to 500 lbs per chair



4601M
95 lbs



DIGNITY2 Behavioral Health Series

Standard Features

- Separate seat and back
- Arm caps available in wood, or polyurethane
- Laminate or upholstered side panels on inside and outside of arm in various combinations
- Upholstered side panels can match or contrast seat/back
- Select from 15 standard laminates or choose any standard Wilsonart, Nevamar, Formica, Arborite and Pionite matte finish laminates at no upcharge.
- Sculpted steel leg in any Spectone finish
- No protruding legs or hardware
- Tamper proof fastenings
- Non-removable steel levelling glides
- Ships assembled
- Ships 1/carton 15 cu ft

Options

- Polyurethane arm caps available in Black (B) or Taupe RAL 7006 (T) or Sterling Grey (G)
- For wood arm caps, select from 9 standard stains, or stain-to-match at no upcharge
- KYDEX® arm caps available in Black (B) or Taupe RAL 7006 (T) or Sterling Grey (G)
- Thermofoil side panels on inside and outside of arm, call Customer Service for pricing and finishes
- Add up to 20 lbs of additional weight per seat, add \$162 List per seat
- Non-standard laminates, contact Spec for pricing
- Antibacterial and antimicrobial fabrics available
- Floor mounting straps available, call Customer Service
- Connecting and freestanding tables
- CAL 133
- Elimination of separated seat and back available with either solid or perforated seat pan, call Customer Service

Contact Spec Customer Service to railroad fabrics (specify repeat info and yardage requirement will be provided) and for repeats greater than 5" x 5"



Two Seater with outside arms

COM 3.5 yds
0.75 yd COM per single seat / 1.0 yd COM per single back

MODEL	COM	GR 1	GR 2	GR 3	GR 4	GR 5	GR 6
4602M-LL	2166	2349	2409	2531	2714	2851	3035

Side panel – laminated, outside and inside
CAL 133, add \$240 List per two seater



4602M
150 lbs

COM 4.5 yds
0.75 yd COM per single seat / 1.0 yd COM per single back / .5 yd COM per panel

MODEL	COM	GR 1	GR 2	GR 3	GR 4	GR 5	GR 6
4602M-UL	2282	2518	2597	2751	2988	3165	3399

Side panel – laminated, outside, upholstered inside
CAL 133, add \$324 List per two seater

COM 4.5 yds
0.75 yd COM per single seat / 1.0 yd COM per single back / .5 yd COM per panel

MODEL	COM	GR 1	GR 2	GR 3	GR 4	GR 5	GR 6
4602M-UL	2282	2518	2597	2751	2988	3165	3399

Side panel – upholstered outside, laminated inside
CAL 133, add \$324 List per two seater

COM 5.5 yds
0.75 yd COM per single seat / 1.0 yd COM per single back / 1.0 yd COM per panel

MODEL	COM	GR 1	GR 2	GR 3	GR 4	GR 5	GR 6
4602M-UU	2397	2686	2781	2972	3258	3475	3766

Side panel – upholstered, outside and inside
CAL 133, add \$408 List per two seater

Dimensions (inches)

seat H	18.0	seat W	45.5	arm H	26.0
total H	31.75	total W	51.0	depth	30.0

For KYDEX® arms add suffix K and \$262
Dynamic load tested to 750 lbs per two seater



DIGNITY2 Behavioral Health Series

Standard Features

- Separate seat and back
- Arm caps available in wood, or polyurethane
- Laminate or upholstered side panels on inside and outside of arm in various combinations
- Upholstered side panels can match or contrast seat/back
- Select from 15 standard laminates or choose any standard Wilsonart, Nevamar, Formica, Arborite and Pionite matte finish laminates at no upcharge.
- Sculpted steel leg in any Spectone finish
- No protruding legs or hardware
- Tamper proof fastenings
- Non-removable steel levelling glides
- Ships assembled
- Ships 1/carton 15 cu ft

Options

- Polyurethane arm caps available in Black (B) or Taupe RAL 7006 (T) or Sterling Grey (G)
- For wood arm caps, select from 9 standard stains, or stain-to-match at no upcharge
- KYDEX® arm caps available in Black (B) or Taupe RAL 7006 (T) or Sterling Grey (G)
- Thermofoil side panels on inside and outside of arm, call Customer Service for pricing and finishes
- Add up to 20 lbs of additional weight per seat, add \$162 List per seat
- Non-standard laminates, contact Spec for pricing
- Antibacterial and antimicrobial fabrics available
- Floor mounting straps available, call Customer Service
- Connecting and freestanding tables
- CAL 133
- Elimination of separated seat and back available with either solid or perforated seat pan, call Customer Service

Contact Spec Customer Service to railroad fabrics (specify repeat info and yardage requirement will be provided) and for repeats greater than 5" x 5"



Three Seater with outside arms

COM 5.25 yds

0.75 yd COM per single seat / 1.0 yd COM per single back

MODEL	COM	GR 1	GR 2	GR 3	GR 4	GR 5	GR 6
4603M-LL	2856	3132	3224	3406	3680	3886	4162

Side panel – laminated, outside and inside

CAL 133, add \$360 List per three seater

COM 6.25 yds

0.75 yd COM per single seat / 1.0 yd COM per single back / .5 yd COM per panel

MODEL	COM	GR 1	GR 2	GR 3	GR 4	GR 5	GR 6
4603M-LU	2971	3300	3408	3628	3953	4197	4526

Side panel – laminated, outside, upholstered inside

CAL 133, add \$444 List per three seater

COM 6.25 yds

0.75 yd COM per single seat / 1.0 yd COM per single back / .5 yd COM per panel

MODEL	COM	GR 1	GR 2	GR 3	GR 4	GR 5	GR 6
4603M-UL	2971	3300	3408	3628	3953	4197	4526

Side panel – upholstered outside, laminated inside

CAL 133, add \$444 List per three seater

COM 7.25 yds

0.75 yd COM per single seat / 1.0 yd COM per single back / 1.0 yd COM per panel

MODEL	COM	GR 1	GR 2	GR 3	GR 4	GR 5	GR 6
4603M-UU	3088	3470	3595	3848	4223	4509	4892

Side panel – upholstered, outside and inside

CAL 133, add \$528 List per three seater

Dimensions (inches)

seat H	18.0	seat W	68.0	arm H	26.0
total H	31.75	total W	74.0	depth	30.0

For KYDEX® arms add suffix K and \$262
Dynamic load tested to 1000 lbs per three seater



4603M
205 lbs



DIGNITY2 Behavioral Health Series

Standard Features

- Separate seat and back
- Arm caps available in wood, or polyurethane
- Laminate or upholstered side panels on inside and outside of arm in various combinations
- Upholstered side panels can match or contrast seat/back
- Select from 15 standard laminates or choose any standard Wilsonart, Nevamar, Formica, Arborite and Pionite matte finish laminates at no upcharge.
- Sculpted steel leg in any Spectone finish
- No protruding legs or hardware
- Tamper proof fastenings
- Non-removable steel levelling glides
- Ships assembled
- Ships 1/carton 15 cu ft

Options

- Polyurethane arm caps available in Black (B) or Taupe RAL 7006 (T) or Sterling Grey (G)
- For wood arm caps, select from 9 standard stains, or stain-to-match at no upcharge
- KYDEX® arm caps available in Black (B) or Taupe RAL 7006 (T) or Sterling Grey (G)
- Thermofoil side panels on inside and outside of arm, call Customer Service for pricing and finishes
- Add up to 20 lbs of additional weight per seat, add \$162 List per seat
- Non-standard laminates, contact Spec for pricing
- Antibacterial and antimicrobial fabrics available
- Floor mounting straps available, call Customer Service
- Connecting and freestanding tables
- CAL 133
- Elimination of separated seat and back available with either solid or perforated seat pan, call Customer Service

Contact Spec Customer Service to railroad fabrics (specify repeat info and yardage requirement will be provided) and for repeats greater than 5" x 5"



Bariatric Single Seater with arms

COM 3.25 yds

1.5 yd COM per single seat / 1.75 yd COM per single back

MODEL	COM	GR 1	GR 2	GR 3	GR 4	GR 5	GR 6
4601G-LL	1907	2079	2134	2247	2417	2546	2716

Side panel – laminated, outside and inside

CAL 133, add \$154 List per chair

COM 4.25 yds

1.5 yd COM per single seat / 1.75 yd COM per single back / .5 yd COM per panel

MODEL	COM	GR 1	GR 2	GR 3	GR 4	GR 5	GR 6
4601G-LU	2024	2247	2320	2467	2688	2855	3078

Side panel – laminated, outside, upholstered inside

CAL 133, add \$233 List per chair

COM 4.25 yds

1.5 yd COM per single seat / 1.75 yd COM per single back / .5 yd COM per panel

MODEL	COM	GR 1	GR 2	GR 3	GR 4	GR 5	GR 6
4601G-UL	2024	2247	2320	2467	2688	2855	3078

Side panel – upholstered outside, laminated inside

CAL 133, add \$233 List per chair

COM 5.25 yds

1.5 yd COM per single seat / 1.75 yd COM per single back / 1.0 yd COM per panel

MODEL	COM	GR 1	GR 2	GR 3	GR 4	GR 5	GR 6
4601G-UU	2140	2416	2506	2688	2963	3170	3447

Side panel – upholstered, outside and inside

CAL 133, add \$312 List per chair

Dimensions (inches)

seat H	18.0	seat W	31.0	arm H	26.0
total H	31.75	total W	36.5	depth	30.0



4601G
113 lbs

For KYDEX® arms add suffix K and \$262
Dynamic load tested to 750 lbs per chair



DIGNITY2 Behavioral Health Series

Standard Features

- Separate seat and back
- Arm caps available in wood, or polyurethane
- Laminate or upholstered side panels on inside and outside of arm in various combinations
- Upholstered side panels can match or contrast seat/back
- Select from 15 standard laminates or choose any standard Wilsonart, Nevamar, Formica, Arborite and Pionite matte finish laminates at no upcharge.
- Sculpted steel leg in any Spectone finish
- No protruding legs or hardware
- Tamper proof fastenings
- Non-removable steel levelling glides
- Ships assembled
- Ships 1/carton 15 cu ft

Options

- Polyurethane arm caps available in Black (B) or Taupe RAL 7006 (T) or Sterling Grey (G)
- For wood arm caps, select from 9 standard stains, or stain-to-match at no upcharge
- KYDEX® arm caps available in Black (B) or Taupe RAL 7006 (T) or Sterling Grey (G)
- Thermofoil side panels on inside and outside of arm, call Customer Service for pricing and finishes
- Add up to 20 lbs of additional weight per seat, add \$162 List per seat
- Non-standard laminates, contact Spec for pricing
- Antibacterial and antimicrobial fabrics available
- Floor mounting straps available, call Customer Service
- Connecting and freestanding tables
- CAL 133
- Elimination of separated seat and back available with either solid or perforated seat pan, call Customer Service

Contact Spec Customer Service to railroad fabrics (specify repeat info and yardage requirement will be provided) and for repeats greater than 5" x 5"



Single Seater with no arms

COM 1.75 yds
0.75 yd COM per single seat / 1.0 yd COM per single back

MODEL	COM	GR 1	GR 2	GR 3	GR 4	GR 5	GR 6
4601M-LL-N	1453	1544	1575	1636	1727	1796	1889

Side panel – laminated, outside and inside
CAL 133, add \$120 List per chair



4601M-N
95 lbs

COM 2.75 yds
0.75 yd COM per single seat / 1.0 yd COM per single back / .5 yd COM per panel

MODEL	COM	GR 1	GR 2	GR 3	GR 4	GR 5	GR 6
4601M-LU-N	1568	1713	1760	1856	2001	2107	2251

Side panel – laminated, outside, upholstered inside
CAL 133, add \$204 List per chair

COM 2.75 yds
0.75 yd COM per single seat / 1.0 yd COM per single back / .5 yd COM per panel

MODEL	COM	GR 1	GR 2	GR 3	GR 4	GR 5	GR 6
4601M-UL-N	1568	1713	1760	1856	2001	2107	2251

Side panel – upholstered outside, laminated inside
CAL 133, add \$204 List per chair

COM 3.75 yds
0.75 yd COM per single seat / 1.0 yd COM per single back / 1.0 yd COM per panel

MODEL	COM	GR 1	GR 2	GR 3	GR 4	GR 5	GR 6
4601M-UU-N	1684	1882	1947	2077	2272	2419	2616

Side panel – upholstered, outside and inside
CAL 133, add \$284 List per chair

Dimensions (inches)

seat H	18.0	seat W	23.0	arm H	17.5
total H	31.75	total W	28.5	depth	30.0

For KYDEX® arms add suffix K and \$262
Dynamic load tested to 500 lbs per chair



DIGNITY2 Behavioral Health Series

Standard Features

- Separate seat and back
- Arm caps available in wood, or polyurethane
- Laminate or upholstered side panels on inside and outside of arm in various combinations
- Upholstered side panels can match or contrast seat/back
- Select from 15 standard laminates or choose any standard Wilsonart, Nevamar, Formica, Arborite and Pionite matte finish laminates at no upcharge.
- Sculpted steel leg in any Spectone finish
- No protruding legs or hardware
- Tamper proof fastenings
- Non-removable steel levelling glides
- Ships assembled
- Ships 1/carton 15 cu ft

Options

- Polyurethane arm caps available in Black (B) or Taupe RAL 7006 (T) or Sterling Grey (G)
- For wood arm caps, select from 9 standard stains, or stain-to-match at no upcharge
- KYDEX® arm caps available in Black (B) or Taupe RAL 7006 (T) or Sterling Grey (G)
- Thermofoil side panels on inside and outside of arm, call Customer Service for pricing and finishes
- Add up to 20 lbs of additional weight per seat, add \$162 List per seat
- Non-standard laminates, contact Spec for pricing
- Antibacterial and antimicrobial fabrics available
- Floor mounting straps available, call Customer Service
- Connecting and freestanding tables
- CAL 133
- Elimination of separated seat and back available with either solid or perforated seat pan, call Customer Service

Contact Spec Customer Service to railroad fabrics (specify repeat info and yardage requirement will be provided) and for repeats greater than 5" x 5"



Two Seater with no arms

COM 3.5 yds
0.75 yd COM per single seat / 1.0 yd COM per single back

MODEL	COM	GR 1	GR 2	GR 3	GR 4	GR 5	GR 6
4602M-LL-N	2142	2328	2388	2510	2690	2829	3012

Side panel – laminated, outside and inside
CAL 133, add \$240 List per two seater



4602M-N
150 lbs

COM 4.5 yds
0.75 yd COM per single seat / 1.0 yd COM per single back / .5 yd COM per panel

MODEL	COM	GR 1	GR 2	GR 3	GR 4	GR 5	GR 6
4602M-LU-N	2259	2496	2573	2729	2964	3142	3378

Side panel – laminated, outside, upholstered inside
CAL 133, add \$324 List per two seater

COM 4.5 yds
0.75 yd COM per single seat / 1.0 yd COM per single back / .5 yd COM per panel

MODEL	COM	GR 1	GR 2	GR 3	GR 4	GR 5	GR 6
4602M-UL-N	2259	2496	2573	2729	2964	3142	3378

Side panel – upholstered outside, laminated inside
CAL 133, add \$324 List per two seater

COM 5.5 yds
0.75 yd COM per single seat / 1.0 yd COM per single back / 1.0 yd COM per panel

MODEL	COM	GR 1	GR 2	GR 3	GR 4	GR 5	GR 6
4602M-UU-N	2375	2666	2759	2952	3236	3453	3744

Side panel – upholstered, outside and inside
CAL 133, add \$408 List per two seater

Dimensions (inches)

seat H	18.0	seat W	45.0	arm H	17.5
total H	31.75	total W	51.0	depth	30.0

For KYDEX® arms add suffix K and \$262
Dynamic load tested to 750 lbs per two seater



DIGNITY2 Behavioral Health Series

Standard Features

- Separate seat and back
- Arm caps available in wood, or polyurethane
- Laminate or upholstered side panels on inside and outside of arm in various combinations
- Upholstered side panels can match or contrast seat/back
- Select from 15 standard laminates or choose any standard Wilsonart, Nevamar, Formica, Arborite and Pionite matte finish laminates at no upcharge.
- Sculpted steel leg in any Spectone finish
- No protruding legs or hardware
- Tamper proof fastenings
- Non-removable steel levelling glides
- Ships assembled
- Ships 1/carton 15 cu ft

Options

- Polyurethane arm caps available in Black (B) or Taupe RAL 7006 (T) or Sterling Grey (G)
- For wood arm caps, select from 9 standard stains, or stain-to-match at no upcharge
- KYDEX® arm caps available in Black (B) or Taupe RAL 7006 (T) or Sterling Grey (G)
- Thermofoil side panels on inside and outside of arm, call Customer Service for pricing and finishes
- Add up to 20 lbs of additional weight per seat, add \$162 List per seat
- Non-standard laminates, contact Spec for pricing
- Antibacterial and antimicrobial fabrics available
- Floor mounting straps available, call Customer Service
- Connecting and freestanding tables
- CAL 133
- Elimination of separated seat and back available with either solid or perforated seat pan, call Customer Service

Contact Spec Customer Service to railroad fabrics (specify repeat info and yardage requirement will be provided) and for repeats greater than 5" x 5"



Three Seater with no arms

COM 5.25 yds
0.75 yd COM per single seat / 1.0 yd COM per single back

MODEL	COM	GR 1	GR 2	GR 3	GR 4	GR 5	GR 6
4603M-LL-N	2834	3111	3202	3385	3658	3864	4139

Side panel – laminated, outside and inside
CAL 133, add \$360 List per three seater

COM 6.25 yds
0.75 yd COM per single seat / 1.0 yd COM per single back / .5 yd COM per panel

MODEL	COM	GR 1	GR 2	GR 3	GR 4	GR 5	GR 6
4603M-LU-N	2950	3279	3387	3606	3931	4175	4503

Side panel – laminated, outside, upholstered inside
CAL 133, add \$444 List per three seater



4603M-N
205 lbs

COM 6.25 yds
0.75 yd COM per single seat / 1.0 yd COM per single back / .5 yd COM per panel

MODEL	COM	GR 1	GR 2	GR 3	GR 4	GR 5	GR 6
4603M-UL-N	2950	3279	3387	3606	3931	4175	4503

Side panel – upholstered outside, laminated inside
CAL 133, add \$444 List per three seater

COM 7.25 yds
0.75 yd COM per single seat / 1.0 yd COM per single back / 1.0 yd COM per panel

MODEL	COM	GR 1	GR 2	GR 3	GR 4	GR 5	GR 6
4603M-UU-N	3066	3449	3571	3826	4202	4488	4868

Side panel – upholstered, outside and inside
CAL 133, add \$528 List per three seater

Dimensions (inches)

seat H	18.0	seat W	68.0	arm H	17.5
total H	31.75	total W	74.0	depth	30.0

For KYDEX® arms add suffix K and \$262
Dynamic load tested to 1000 lbs per three seater



DIGNITY2 Behavioral Health Series

Standard Features

- Separate seat and back
- Arm caps available in wood, or polyurethane
- Laminate or upholstered side panels on inside and outside of arm in various combinations
- Upholstered side panels can match or contrast seat/back
- Select from 15 standard laminates or choose any standard Wilsonart, Nevamar, Formica, Arborite and Pionite matte finish laminates at no upcharge.
- Sculpted steel leg in any Spectone finish
- No protruding legs or hardware
- Tamper proof fastenings
- Non-removable steel levelling glides
- Ships assembled
- Ships 1/carton 15 cu ft

Options

- Polyurethane arm caps available in Black (B) or Taupe RAL 7006 (T) or Sterling Grey (G)
- For wood arm caps, select from 9 standard stains, or stain-to-match at no upcharge
- KYDEX® arm caps available in Black (B) or Taupe RAL 7006 (T) or Sterling Grey (G)
- Thermofoil side panels on inside and outside of arm, call Customer Service for pricing and finishes
- Add up to 20 lbs of additional weight per seat, add \$162 List per seat
- Non-standard laminates, contact Spec for pricing
- Antibacterial and antimicrobial fabrics available
- Floor mounting straps available, call Customer Service
- Connecting and freestanding tables
- CAL 133
- Elimination of separated seat and back available with either solid or perforated seat pan, call Customer Service

Contact Spec Customer Service to railroad fabrics (specify repeat info and yardage requirement will be provided) and for repeats greater than 5" x 5"



Bariatric Single Seater with no arms

COM 3.25 yds
1.5 yd COM per single seat / 1.75 yd COM per single back

MODEL	COM	GR 1	GR 2	GR 3	GR 4	GR 5	GR 6
4601G-LL-N	1887	2058	2112	2226	2395	2523	2693

Side panel – laminated, outside and inside
CAL 133, add \$154 List per chair



4601G-N
113 lbs

COM 4.25 yds
1.5 yd COM per single seat / 1.75 yd COM per single back / .5 yd COM per panel

MODEL	COM	GR 1	GR 2	GR 3	GR 4	GR 5	GR 6
4601G-LU-N	2002	2226	2297	2445	2668	2833	3058

Side panel – laminated, outside, upholstered inside
CAL 133, add \$233 List per chair

COM 4.25 yds
1.5 yd COM per single seat / 1.75 yd COM per single back / .5 yd COM per panel

MODEL	COM	GR 1	GR 2	GR 3	GR 4	GR 5	GR 6
4601G-UL-N	2002	2226	2297	2445	2668	2833	3058

Side panel – upholstered outside, laminated inside
CAL 133, add \$233 List per chair

COM 5.25 yds
1.5 yd COM per single seat / 1.75 yd COM per single back / 1.0 yd COM per panel

MODEL	COM	GR 1	GR 2	GR 3	GR 4	GR 5	GR 6
4601G-UU-N	2118	2394	2485	2668	2941	3147	3424

Side panel – upholstered, outside and inside
CAL 133, add \$312 List per chair

Dimensions (inches)

seat H	18.0	seat W	31.0	arm H	17.5
total H	31.75	total W	36.5	depth	30.0

For KYDEX® arms add suffix K and \$262
Dynamic load tested to 750 lbs per chair



DIGNITY2 Behavioral Health Series

Standard Features

- Separate seat and back
- Arm caps available in wood, or polyurethane
- Laminate or upholstered side panels on inside and outside of arm in various combinations
- Upholstered side panels can match or contrast seat/back
- Select from 15 standard laminates or choose any standard Wilsonart, Nevamar, Formica, Arborite and Pionite matte finish laminates at no upcharge.
- Sculpted steel leg in any Spectone finish
- No protruding legs or hardware
- Tamper proof fastenings
- Non-removable steel levelling glides
- Ships assembled
- Ships 1/carton 15 cu ft

Options

- Polyurethane arm caps available in Black (B) or Taupe RAL 7006 (T) or Sterling Grey (G)
- For wood arm caps, select from 9 standard stains, or stain-to-match at no upcharge
- KYDEX® end and polyurethane middle arm caps available in Black (B), Taupe RAL 7006 (T), or Sterling Grey (G).
- Thermofoil side panels on inside and outside of arm, call Customer Service for pricing and finishes
- Add up to 20 lbs of additional weight per seat, add \$162 List per seat
- Non-standard laminates, contact Spec for pricing
- Antibacterial and antimicrobial fabrics available
- Floor mounting straps available, call Customer Service
- Connecting and freestanding tables
- CAL 133
- Elimination of separated seat and back available with either solid or perforated seat pan, call Customer Service

Contact Spec Customer Service to railroad fabrics (specify repeat info and yardage requirement will be provided) and for repeats greater than 5" x 5"



Two Seater with half arms

COM 3.5 yds
0.75 yd COM per single seat / 1.0 yd COM per single back

MODEL	COM	GR 1	GR 2	GR 3	GR 4	GR 5	GR 6
4612M-LL	2582	2768	2830	2950	3134	3271	3454

Side panel – laminated, outside and inside
CAL 133, add \$240 List per two seater

COM 5.0 yds
0.75 yd COM per single seat / 1.0 yd COM per single back / .5 yd COM per panel

MODEL	COM	GR 1	GR 2	GR 3	GR 4	GR 5	GR 6
4612M-LU	2699	2961	3050	3223	3486	3680	3942

Side panel – laminated outside, upholstered inside, half arms will be upholstered
CAL 133, add \$576 List per two seater

COM 4.5 yds
0.75 yd COM per single seat / 1.0 yd COM per single back / .5 yd COM per panel

MODEL	COM	GR 1	GR 2	GR 3	GR 4	GR 5	GR 6
4612M-UL	2699	2961	3050	3223	3486	3680	3942

Side panel – upholstered outside, laminated inside, half arms will be laminated
CAL 133, add \$576 List per two seater

COM 6.0 yds
0.75 yd COM per single seat / 1.0 yd COM per single back / 1.0 yd COM per panel

MODEL	COM	GR 1	GR 2	GR 3	GR 4	GR 5	GR 6
4612M-UU	2816	3129	3236	3443	3758	3993	4307

Side panel – upholstered, outside and inside
CAL 133, add \$828 List per two seater

Dimensions (inches)

seat H	18.0	seat W	48.0	arm H	26.0
total H	31.75	total W	54.0	depth	30.0

For KYDEX® arms add suffix K and \$393
Dynamic load tested to 750 lbs per two seater



4612M
150 lbs



DIGNITY2 Behavioral Health Series

Standard Features

- Separate seat and back
- Arm caps available in wood, or polyurethane
- Laminate or upholstered side panels on inside and outside of arm in various combinations
- Upholstered side panels can match or contrast seat/back
- Select from 15 standard laminates or choose any standard Wilsonart, Nevamar, Formica, Arborite and Pionite matte finish laminates at no upcharge.
- Sculpted steel leg in any Spectone finish
- No protruding legs or hardware
- Tamper proof fastenings
- Non-removable steel levelling glides
- Ships assembled
- Ships 1/carton 15 cu ft

Options

- Polyurethane arm caps available in Black (B) or Taupe RAL 7006 (T) or Sterling Grey (G)
- For wood arm caps, select from 9 standard stains, or stain-to-match at no upcharge
- KYDEX® end and polyurethane middle arm caps available in Black (B), Taupe RAL 7006 (T), or Sterling Grey (G).
- Thermofoil side panels on inside and outside of arm, call Customer Service for pricing and finishes
- Add up to 20 lbs of additional weight per seat, add \$162 List per seat
- Non-standard laminates, contact Spec for pricing
- Antibacterial and antimicrobial fabrics available
- Floor mounting straps available, call Customer Service
- Connecting and freestanding tables
- CAL 133
- Elimination of separated seat and back available with either solid or perforated seat pan, call Customer Service

Contact Spec Customer Service to railroad fabrics (specify repeat info and yardage requirement will be provided) and for repeats greater than 5" x 5"



Three Seater with half arms

COM 5.25 yds

0.75 yd COM per single seat / 1.0 yd COM per single back

MODEL	COM	GR 1	GR 2	GR 3	GR 4	GR 5	GR 6
4613M-LL	3692	3968	4061	4243	4518	4722	4997

Side panel – laminated, outside and inside
CAL 133, add \$360 List per three seater

COM 7.25 yds

0.75 yd COM per single seat / 1.0 yd COM per single back / .5 yd COM per panel

MODEL	COM	GR 1	GR 2	GR 3	GR 4	GR 5	GR 6
4613M-LU	3808	4188	4317	4569	4948	5230	5611

Side panel – laminated outside, upholstered inside, half arms will be upholstered
CAL 133, add \$780 List per three seater



4613M
205 lbs

COM 6.25 yds

0.75 yd COM per single seat / 1.0 yd COM per single back / .5 yd COM per panel

MODEL	COM	GR 1	GR 2	GR 3	GR 4	GR 5	GR 6
4613M-UL	3808	4188	4317	4569	4948	5230	5611

Side panel – upholstered outside, laminated inside, half arms will be laminated
CAL 133, add \$780 List per three seater

COM 8.25 yds

0.75 yd COM per single seat / 1.0 yd COM per single back / 1.0 yd COM per panel

MODEL	COM	GR 1	GR 2	GR 3	GR 4	GR 5	GR 6
4613M-UU	3924	4357	4503	4789	5221	5541	5974

Side panel – upholstered, outside and inside
CAL 133, add \$1032 List per three seater

Dimensions (inches)

seat H	18.0	seat W	75.0	arm H	26.0
total H	31.75	total W	80.5	depth	30.0

For KYDEX® arms add suffix K and \$524
Dynamic load tested to 1000 lbs per three seater



DIGNITY2 Behavioral Health Series

Standard Features

- Tamper proof fastenings

To order full panel side panels, add ZC-LL, or ZC-U to model number, e.g. 4601M-ZC-LL

To order wall-saving side panels, add WS-LL or WS-U to the model number, e.g. 4601M-WS-U

Pricing is for entire chair (2 end side panels).

Contact Spec Customer Service to railroad fabrics (specify repeat info and yardage requirement will be provided) and for repeats greater than 5" x 5"

Options

- Thermofoil side panels on inside and outside of arm, call Customer Service for pricing and finishes
- Floor mounting straps available, call Customer Service



Extended Side Panels

Laminate Panels Inside & Outside

MODEL	LIST
ZC-LL	85

Laminate & Upholstered Combination Panels

COM 0.5 yd per panel

MODEL	COM	GR 1	GR 2	GR 3	GR 4	GR 5	GR 6
ZC-LU	85	96	99	105	114	122	132
ZC-UL	85	96	99	105	114	122	132

Fully Upholstered Panels

COM 1.5 yd per panel

MODEL	COM	GR 1	GR 2	GR 3	GR 4	GR 5	GR 6
ZC-U	85	96	99	105	114	122	132



Side panel extended to floor

Wall-Saving Side Panels

Laminate Panels Inside & Outside

MODEL	LIST
WS-LL	138

Laminate & Upholstered Combination Panels

COM 1.0 yd per panel

MODEL	COM	GR 1	GR 2	GR 3	GR 4	GR 5	GR 6
WS-LU	138	269	305	367	476	555	634
WS-UL	138	269	305	367	476	555	634

Fully Upholstered Panels

COM 2.0 yd per panel

MODEL	COM	GR 1	GR 2	GR 3	GR 4	GR 5	GR 6
WS-U	138	269	305	367	476	555	634



Wall-saving side panels

DIGNITY2 Behavioral Health Series

Standard Features

- Tops in laminate or veneer
- Select from 15 standard laminates or choose any standard Wilsonart, Nevamar, Formica, Arborite and Pionite matte finish laminates at no upcharge.
- Laminate tops with PVC Flat (PVF), Self Edge (SE), or hardwood (HB) edge
- 9 standard veneer and hardwood edge stains. Stain-to-match available at no upcharge.
- Tops utilize NU Green earth friendly core
- 18" height
- Non-removable steel levelling glides

Options

- Additional weight can be added, contact factory
- Non-standard laminates, contact Spec for pricing
- Floor mounting straps available, call Customer Service

Radius Corner Tables are recommended for open areas



Freestanding Lounge Tables

Model	Laminate PVF/SE Edge	Laminate HB Edge	Veneer HB Edge	Weight	Cu.Ft.
DIGN2 - 24 x 24 SQ	1221	1418	1455	62	7.2
DIGN2 - 30 x 30 SQ	1376	1518	1569	80	13.5
DIGN2 - 36 x 36 SQ	1503	1725	1787	101	18
DIGN2 - 42 x 42 SQ	1826	2149	2247	124	24.5
DIGN2 - 48 x 48 SQ	2023	2306	2411	151	32
DIGN2 - 24 DIA	1191	1550	1588	49	7.2
DIGN2 - 30 DIA	1343	1695	1744	61	13.5
DIGN2 - 36 DIA	1483	1998	2085	76	18
DIGN2 - 42 DIA	1815	2388	2511	93	24.5
DIGN2 - 48 DIA	1877	2651	2785	111	32



Corner and Spacer Connecting Tables

Model	Laminate PVF/SE	Laminate HB Edge	Veneer HB Edge	Weight	Cu.Ft.
DIGN2RC - 28 x 28 <i>Radius Corner Table</i>	704	882	1091	31	2
DIGN2SC - 28 x 28 <i>Square Corner Table</i>	704	882	1091	32	2
DIGN2TC - 45 degree <i>Corner Table</i>	704	882	1091	26	2
DIGN2ST - 21 x 24 <i>Spacer Table</i>	542	738	890	27	2



Dignity2 seating is available connected as 1, 2 and 3 seaters, with or without arms between, with corner or spacer tables. Above pricing includes connector bars.



DIGNITY2 Behavioral Health Series

Standard Features

- Black finish only
- 6" soft wheel casters
- Standard Dolly holds 1 single seat chair
- Ships 1/carton, 17 cu. ft.
- Ships assembled



Dignity2 - Dolly

Description	Model	Price	Weight
Single Seat Dolly	DIGN-99	557	12lb

Dimensions (inches)

height	39.0
width	23.0
depth	30.0

