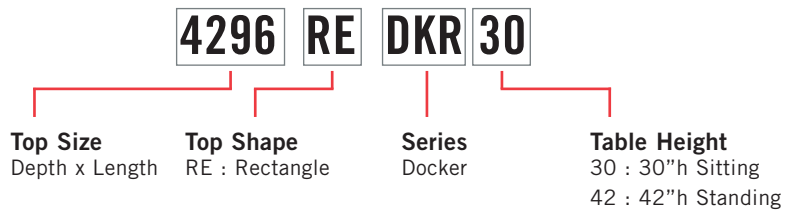


DOCKER TABLES




PRODUCT CODE



FINISHES

LAMINATE



Select from 15 standard laminates or choose any standard Wilsonart, Nevamar, Formica, Arborite and Pionite matte finish laminates at no upcharge

VENEER




Select from one of our 9 standard wood stains or stain-to-match at no upcharge

BASE



Select from one of our 76 standard Spectone colors

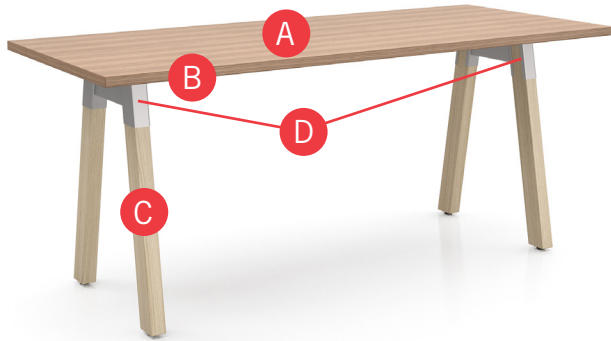
EDGE



See Spectone Card or specfurniture.com/materials/finishes for a complete list of finish options and colors.

DOCKER TABLES

HOW TO ORDER



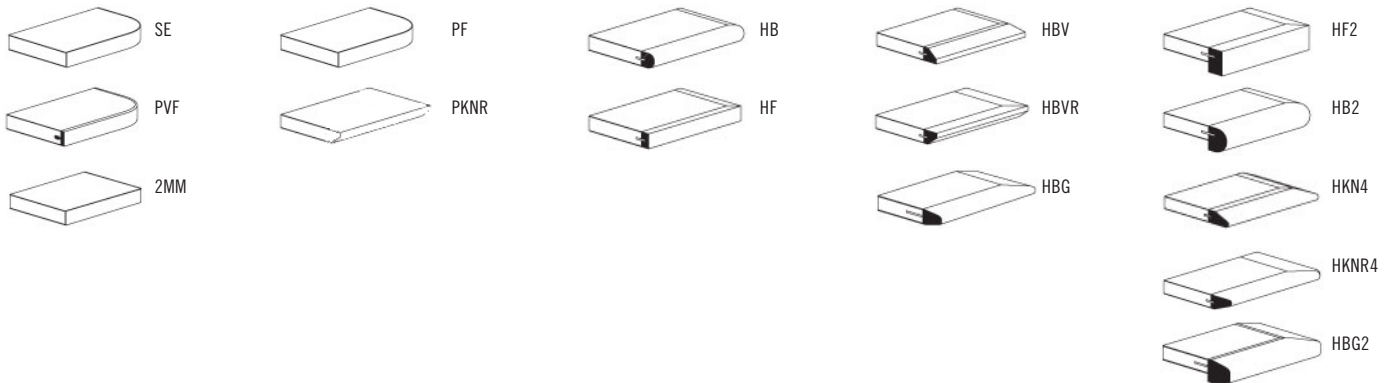
Specify Top Size (Width x Length)

- A** Specify Top Type and Finish
For Laminate Top: Manufacturer, Laminate Name & Code
For Veneer Top: Wood Stain
 - B** Specify Edge Type, (for hardwood: Style), and Finish
PVC/2mm/Self Edge/Exposed Baltic Birch Plywood/Hardwood
 - C** Specify Base Style and Wood Finish
 - D** Specify Base Metal Finish
- Optional: Casters, Power and Data Modules

Top Size	Top Type and Finish	Edge Type and Finish	Base Style, Wood Finish	Base Metal Finish
36 x 72	Laminate, Arborite, Brown Sugar	Self Edge, Laminate, Arborite, Brown Sugar	DKR30, Natural Wood	Silver



EDGE PROFILES





DOCKER TABLES

COLLABORATIVE - 30" HIGH

MODEL	BASES <i>Code</i>	TOP SPECIFICATIONS						OPTIONS		LBS
		<i>For Laminate Top</i>			<i>For Veneer Top</i>			<i>Footrail (each)</i>	<i>Casters (includes Stretcher)</i>	
		SE PVF 2MM	HF HB PKNR ¹ PF ¹	HBV HBVR HBG	HF2 HB2 HKN4 HKNR4 HBG2	HF HB HBV HBVR HBG	HF2 HB2 HKN4 HKNR4 HBG2			
<i>30" high</i>										
24 X 72RE	DKR30	2448	2777	2855	2979	3060	3301	375	690	88
24 X 84RE	DKR30	2553	2922	3015	3145	3244	3511	375	690	95
24 X 96RE	DKR30	2574	3038	3145	3308	3420	3733	375	690	103
30 X 72RE	DKR30	2566	2940	3035	3226	3323	3621	375	690	99
30 X 84RE	DKR30	2768	3099	3210	3431	3548	3889	375	690	108
30 X 96RE	DKR30	2788	3297	3431	3636	3776	4166	375	690	117
36 X 72RE	DKR30	2618	3035	3140	3388	3506	3862	375	690	113
36 X 84RE	DKR30	2920	3365	3503	3717	3859	4274	375	690	124
36 X 96RE	DKR30	2925	3558	3717	3966	4126	4591	375	690	134
42 X 72RE	DKR30	2881	3281	3419	3633	3773	4188	375	690	124
42 X 84RE	DKR30	3138	3522	3674	4042	4166	4647	375	690	136
42 X 96RE	DKR30	3186	3988	4206	4424	4753	5380	375	690	149

¹ Exposed Baltic Birch plywood edge (PKNR, PF) can only be specified on tops up to 47-1/2" x 95-1/2". Clear finish only.

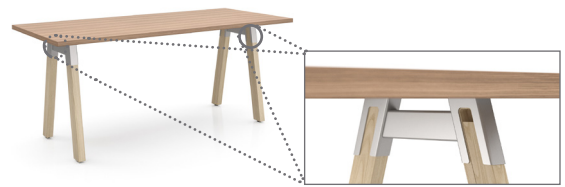


DKR30



DKR30

WITH OPTIONAL CASTERS



OPTIONAL INTEGRATED VERTICAL WIRE MANAGER

STANDARD FEATURES

- Select from 15 standard laminates or choose any standard Wilsonart, Nevamar, Formica, Arborite and Pionite matte finish laminates at no upcharge. For other laminate please contact the factory for pricing.
- Standard in Solid Maple wood legs.
- Wood base components available in natural wood and 9 standard wood stains. Stain-to-match available at no upcharge.
- Metal base components available in any Spectone color.
- Standard with leveling glides.
- Ships Knocked Down.

OPTIONS

- 4 locking casters standard in Grey, stretcher included
- For applicable Power & Data modules, please see Table Accessories Price List.
- Footrail can be placed centered, on the left, right, or both sides of the table. On 24" w tables one footrest is recommended, centered.
- Integrated vertical wire manager is available on inside right leg only, add \$224 List each.
- For 1-3/4" solid wood top, please contact Factory.
- Chroming is available, please contact Factory.

HOW TO ORDER

1. Select Model
2. Select Base
3. Select Edge Style
4. Select Options
5. Select Top Finish
6. Select Edge Finish
7. Select Base Finish

Example: 3684RE - DKR30 - 2MM

MODEL | BASE | EDGE



DOCKER TABLES COLLABORATIVE - 36" HIGH

MODEL	BASES <i>Code</i>	TOP SPECIFICATIONS						OPTIONS		LBS
		<i>For Laminate Top</i>			<i>For Veneer Top</i>			<i>Footrail (each)</i>	<i>Casters (includes Stretcher)</i>	
		SE PVF 2MM	HF HB PKNR ¹ PF ¹	HBV HBVR HBG	HF2 HB2 HKN4 HKNR4 HBG2	HF HB HBV HBVR HBG	HF2 HB2 HKN4 HKNR4 HBG2			
<i>36" high</i>										
24 X 72RE	DKR36	2948	3277	3355	3479	3560	3801	375	690	102
24 X 84RE	DKR36	3053	3422	3515	3645	3744	4011	375	690	109
24 X 96RE	DKR36	3074	3538	3645	3808	3920	4233	375	690	117
30 X 72RE	DKR36	3066	3440	3535	3726	3823	4121	375	690	113
30 X 84RE	DKR36	3268	3599	3710	3931	4048	4389	375	690	122
30 X 96RE	DKR36	3288	3797	3931	4136	4276	4666	375	690	131
36 X 72RE	DKR36	3118	3535	3640	3888	4006	4362	375	690	128
36 X 84RE	DKR36	3420	3865	4003	4217	4359	4774	375	690	139
36 X 96RE	DKR36	3425	4058	4217	4466	4626	5091	375	690	149
42 X 72RE	DKR36	3381	3781	3919	4133	4273	4688	375	690	139
42 X 84RE	DKR36	3638	4022	4174	4542	4666	5147	375	690	151
42 X 96RE	DKR36	3686	4488	4706	4924	5253	5880	375	690	164

¹ Exposed Baltic Birch plywood edge (PKNR, PF) can only be specified on tops up to 47-1/2" x 95-1/2". Clear finish only.



**OPTIONAL INTEGRATED
VERTICAL WIRE MANAGER**

STANDARD FEATURES

- Standard with a lower crossmember on each leg
- Select from 15 standard laminates or choose any standard Wilsonart, Nevamar, Formica, Arborite and Pionite matte finish laminates at no upcharge. For other laminate please contact the factory for pricing.
- Standard in Solid Maple wood legs.
- Wood base components available in natural wood and 9 standard wood stains. Stain-to-match available at no upcharge.
- Standard with leveling glides.
- Metal base components available in any Spectone color.
- Ships Knocked Down.

OPTIONS

- 4 locking casters standard in Grey, stretcher included
- For applicable Power & Data modules, please see Table Accessories Price List.
- Footrail can be placed centered, on the left, right, or both sides of the table. On 24" w tables one footrest is recommended, centered.
- Integrated vertical wire manager is available on inside right leg only, add \$224 List each.
- For 1-3/4" solid wood top, please contact Factory.
- Chroming is available, please contact Factory.

HOW TO ORDER

1. Select Model
2. Select Base
3. Select Edge Style
4. Select Options
5. Select Top Finish
6. Select Edge Finish
7. Select Base Finish

Example: 3684RE - DKR36 - 2MM

MODEL | BASE | EDGE



DOCKER TABLES COLLABORATIVE - 42" HIGH

MODEL	BASES <i>Code</i>	TOP SPECIFICATIONS						OPTIONS		LBS
		<i>For Laminate Top</i>			<i>For Veneer Top</i>			<i>Footrail (each)</i>	<i>Casters (includes Stretcher)</i>	
		SE PVF 2MM	HF HB PKNR ¹ PF ¹	HBV HBVR HBG	HF2 HB2 HKN4 HKNR4 HBG2	HF HB HBV HBVR HBG	HF2 HB2 HKN4 HKNR4 HBG2			
<i>42" high</i>										
24 X 72RE	DKR42	2948	3277	3355	3479	3560	3801	375	690	102
24 X 84RE	DKR42	3053	3422	3515	3645	3744	4011	375	690	109
24 X 96RE	DKR42	3074	3538	3645	3808	3920	4233	375	690	117
30 X 72RE	DKR42	3066	3440	3535	3726	3823	4121	375	690	113
30 X 84RE	DKR42	3268	3599	3710	3931	4048	4389	375	690	122
30 X 96RE	DKR42	3288	3797	3931	4136	4276	4666	375	690	131
36 X 72RE	DKR42	3118	3535	3640	3888	4006	4362	375	690	128
36 X 84RE	DKR42	3420	3865	4003	4217	4359	4774	375	690	139
36 X 96RE	DKR42	3425	4058	4217	4466	4626	5091	375	690	149
42 X 72RE	DKR42	3381	3781	3919	4133	4273	4688	375	690	139
42 X 84RE	DKR42	3638	4022	4174	4542	4666	5147	375	690	151
42 X 96RE	DKR42	3686	4488	4706	4924	5253	5880	375	690	164

¹ Exposed Baltic Birch plywood edge (PKNR, PF) can only be specified on tops up to 47-1/2" x 95-1/2". Clear finish only.

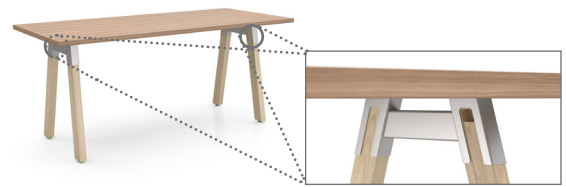


DKR42



DKR42

WITH OPTIONAL CASTERS



OPTIONAL INTEGRATED
VERTICAL WIRE MANAGER

STANDARD FEATURES

- Standard with a lower crossmember on each leg
- Select from 15 standard laminates or choose any standard Wilsonart, Nevamar, Formica, Arborite and Pionite matte finish laminates at no upcharge. For other laminate please contact the factory for pricing.
- Standard in Solid Maple wood legs.
- Wood base components available in natural wood and 9 standard wood stains. Stain-to-match available at no upcharge.
- Standard with leveling glides.
- Metal base components available in any Spectone color.
- Ships Knocked Down.

OPTIONS

- 4 locking casters standard in Grey, stretcher included
- For applicable Power & Data modules, please see Table Accessories Price List.
- Footrail can be placed centered, on the left, right, or both sides of the table. On 24" w tables one footrest is recommended, centered.
- Integrated vertical wire manager is available on inside right leg only, add \$224 List each.
- For 1-3/4" solid wood top, please contact Factory.
- Chroming is available, please contact Factory.

HOW TO ORDER

1. Select Model
2. Select Base
3. Select Edge Style
4. Select Options
5. Select Top Finish
6. Select Edge Finish
7. Select Base Finish

Example: 3684RE - DKR42 - 2MM

MODEL | BASE | EDGE