



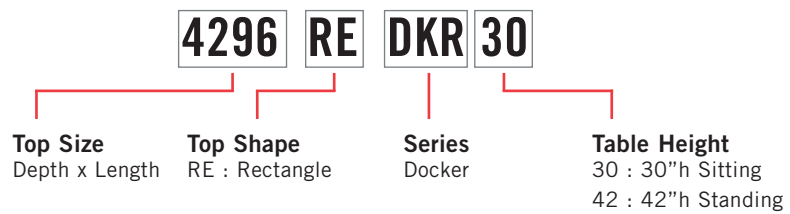
Pricing June 1, 2019
Discount 57.7% from List prices



DOCKER TABLES




PRODUCT CODE



FINISHES

LAMINATE



Select from 15 standard laminates or choose any standard Wilsonart, Nevamar, Formica, Arborite and Pionite matte finish laminates at no upcharge

VENEER




Select from one of our 9 standard wood stains or stain-to-match at no upcharge

BASE



Select from one of our 76 standard Spectone colors

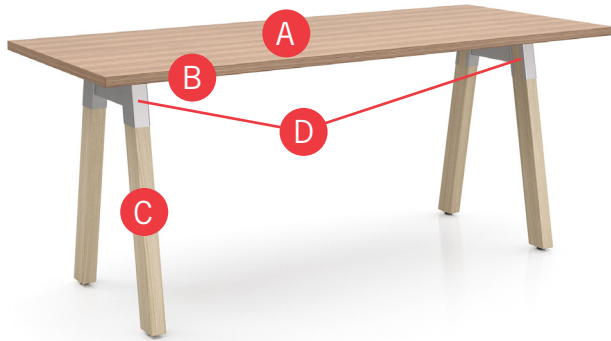
EDGE



See Spectone Card or specfurniture.com/materials/finishes for a complete list of finish options and colors.

DOCKER TABLES

HOW TO ORDER



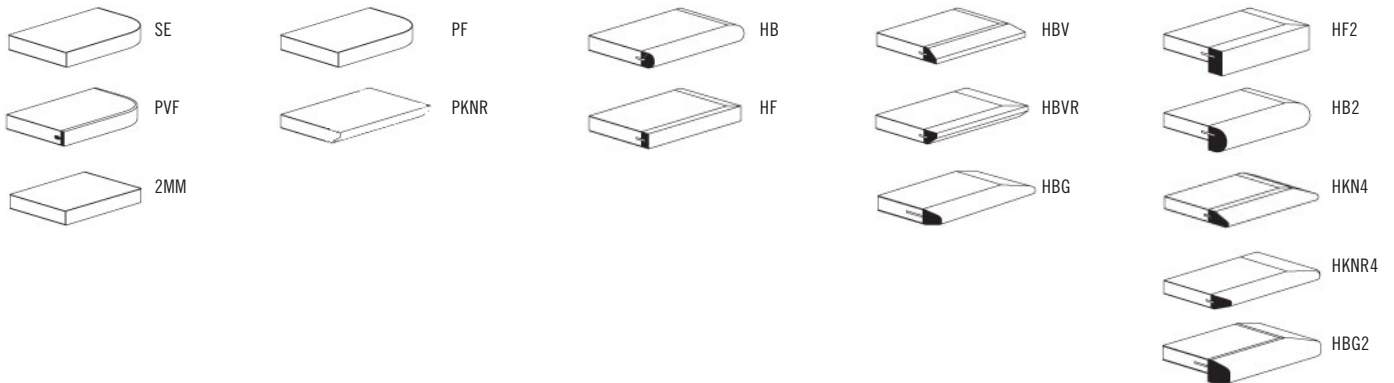
Specify Top Size (Width x Length)

- A** Specify Top Type and Finish
For Laminate Top: Manufacturer, Laminate Name & Code
For Veneer Top: Wood Stain
 - B** Specify Edge Type, (for hardwood: Style), and Finish
PVC/2mm/Self Edge/Exposed Baltic Birch Plywood/Hardwood
 - C** Specify Base Style and Wood Finish
 - D** Specify Base Metal Finish
- Optional: Casters, Power and Data Modules

Top Size	Top Type and Finish	Edge Type and Finish	Base Style, Wood Finish	Base Metal Finish
36 x 72	Laminate, Arborite, Brown Sugar	Self Edge, Laminate, Arborite, Brown Sugar	DKR30, Natural Wood	Silver



EDGE PROFILES



DOCKER TABLES COLLABORATIVE - 30" HIGH

SIN 711-11

MODEL	BASES <i>Code</i>	TOP SPECIFICATIONS						OPTIONS		LBS
		<i>For Laminate Top</i>			<i>For Veneer Top</i>			<i>Footrail</i>	<i>Casters (includes Stretcher)</i>	
		SE PVF 2MM	HF HB PKNR ¹ PF ¹	HBV HBVR HBG	HF2 HB2 HKN4 HKNR4 HBG2	HF HB HBV HBVR HBG	HF2 HB2 HKN4 HKNR4 HBG2			
<i>30" high</i>										
24 X 72RE	DKR30	2878	3240	3323	3459	3547	3808	440	830	88
24 X 84RE	DKR30	2994	3397	3497	3639	3749	4039	440	830	95
24 X 96RE	DKR30	3016	3523	3639	3815	3940	4279	440	830	103
30 X 72RE	DKR30	3009	3416	3519	3727	3835	4158	440	830	99
30 X 84RE	DKR30	3229	3589	3711	3953	4080	4451	440	830	108
30 X 96RE	DKR30	3250	3806	3953	4176	4326	4749	440	830	117
36 X 72RE	DKR30	3067	3519	3635	3904	4034	4420	440	830	113
36 X 84RE	DKR30	3395	3879	4031	4264	4416	4871	440	830	124
36 X 96RE	DKR30	3402	4091	4264	4536	4711	5215	440	830	134
42 X 72RE	DKR30	3352	3787	3939	4172	4322	4777	440	830	124
42 X 84RE	DKR30	3633	4049	4215	4617	4749	5276	440	830	136
42 X 96RE	DKR30	3684	4559	4796	5035	5389	6074	440	830	149



¹ Exposed Baltic Birch plywood edge (PKNR, PF) can only be specified on tops up to 47-1/2" x 95-1/2". Clear finish only.



STANDARD FEATURES

- Select from 15 standard laminates or choose any standard Wilsonart, Nevamar, Formica, Arborite and Pionite matte finish laminates at no upcharge. For other laminate please contact the factory for pricing.
- Standard in Solid Maple wood legs.
- Wood base components available in natural wood and 9 standard wood stains. Stain-to-match available at no upcharge.
- Metal base components available in any Spectone color.
- Standard with leveling glides.
- Ships Knocked Down.

OPTIONS

- 4 locking casters standard in Grey, stretcher included
- For applicable Power & Data modules, please see Table Accessories Price List.
- Footrail can be placed centered, on the left, right, or both sides of the table. On 24" w tables one footrest is recommended, centered.
- Integrated vertical wire manager is available on inside right leg only, add \$250 List each.
- For 1-3/4" solid wood top, please contact Factory.
- Chroming is available, please contact Factory.

HOW TO ORDER

1. Select Model
2. Select Base
3. Select Edge Style
4. Select Options
5. Select Top Finish
6. Select Edge Finish
7. Select Base Finish

Example: 3684RE - DKR30 - 2MM

MODEL | BASE | EDGE



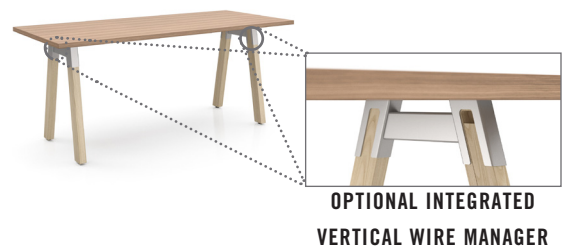
DOCKER TABLES COLLABORATIVE - 36" HIGH

SIN 711-11

MODEL	BASES <i>Code</i>	TOP SPECIFICATIONS						OPTIONS		LBS
		<i>For Laminate Top</i>			<i>For Veneer Top</i>			<i>Footrail</i>	<i>Casters (includes Stretcher)</i>	
		SE PVF 2MM	HF HB PKNR ¹ PF ¹	HBV HBVR HBG	HF2 HB2 HKN4 HKNR4 HBG2	HF HB HBV HBVR HBG	HF2 HB2 HKN4 HKNR4 HBG2			
<i>36" high</i>										
24 X 72RE	DKR36	3478	3840	3923	4059	4147	4408	440	830	102
24 X 84RE	DKR36	3594	3997	4097	4239	4349	4639	440	830	109
24 X 96RE	DKR36	3616	4123	4239	4415	4540	4879	440	830	117
30 X 72RE	DKR36	3609	4016	4119	4327	4435	4758	440	830	113
30 X 84RE	DKR36	3829	4189	4311	4553	4680	5051	440	830	122
30 X 96RE	DKR36	3850	4406	4553	4776	4926	5349	440	830	131
36 X 72RE	DKR36	3667	4119	4235	4504	4634	5020	440	830	128
36 X 84RE	DKR36	3995	4479	4631	4864	5016	5471	440	830	139
36 X 96RE	DKR36	4002	4691	4864	5136	5311	5815	440	830	149
42 X 72RE	DKR36	3952	4387	4539	4772	4922	5377	440	830	139
42 X 84RE	DKR36	4233	4649	4815	5217	5349	5876	440	830	151
42 X 96RE	DKR36	4284	5159	5396	5635	5989	6674	440	830	164



¹ Exposed Baltic Birch plywood edge (PKNR, PF) can only be specified on tops up to 47-1/2" x 95-1/2". Clear finish only.



STANDARD FEATURES

- Standard with a lower crossmember on each leg
- Select from 15 standard laminates or choose any standard Wilsonart, Nevamar, Formica, Arborite and Pionite matte finish laminates at no upcharge. For other laminate please contact the factory for pricing.
- Standard in Solid Maple wood legs.
- Wood base components available in natural wood and 9 standard wood stains. Stain-to-match available at no upcharge.
- Standard with leveling glides.
- Metal base components available in any Spectone color.
- Ships Knocked Down.

OPTIONS

- 4 locking casters standard in Grey, stretcher included
- For applicable Power & Data modules, please see Table Accessories Price List.
- Footrail can be placed centered, on the left, right, or both sides of the table. On 24" w tables one footrest is recommended, centered.
- Integrated vertical wire manager is available on inside right leg only, add \$250 List each.
- For 1-3/4" solid wood top, please contact Factory.
- Chroming is available, please contact Factory.

HOW TO ORDER

1. Select Model
2. Select Base
3. Select Edge Style
4. Select Options
5. Select Top Finish
6. Select Edge Finish
7. Select Base Finish

Example: 3684RE - DKR36 - 2MM

MODEL | BASE | EDGE

DOCKER TABLES COLLABORATIVE - 42" HIGH

SIN 711-11

MODEL	BASES <i>Code</i>	TOP SPECIFICATIONS						OPTIONS		LBS
		<i>For Laminate Top</i>			<i>For Veneer Top</i>			<i>Footrail</i>	<i>Casters (includes Stretcher)</i>	
		SE PVF 2MM	HF HB PKNR ¹ PF ¹	HBV HBVR HBG	HF2 HB2 HKNR4 HKNR4 HBG2	HF HB HBV HBVR HBG	HF2 HB2 HKNR4 HKNR4 HBG2			
<i>42" high</i>										
24 X 72RE	DKR42	3478	3840	3923	4059	4147	4408	440	830	102
24 X 84RE	DKR42	3594	3997	4097	4239	4349	4639	440	830	109
24 X 96RE	DKR42	3616	4123	4239	4415	4540	4879	440	830	117
30 X 72RE	DKR42	3609	4016	4119	4327	4435	4758	440	830	113
30 X 84RE	DKR42	3829	4189	4311	4553	4680	5051	440	830	122
30 X 96RE	DKR42	3850	4406	4553	4776	4926	5349	440	830	131
36 X 72RE	DKR42	3667	4119	4235	4504	4634	5020	440	830	128
36 X 84RE	DKR42	3995	4479	4631	4864	5016	5471	440	830	139
36 X 96RE	DKR42	4002	4691	4864	5136	5311	5815	440	830	149
42 X 72RE	DKR42	3952	4387	4539	4772	4922	5377	440	830	139
42 X 84RE	DKR42	4233	4649	4815	5217	5349	5876	440	830	151
42 X 96RE	DKR42	4284	5159	5396	5635	5989	6674	440	830	164



¹ Exposed Baltic Birch plywood edge (PKNR, PF) can only be specified on tops up to 47-1/2" x 95-1/2". Clear finish only.

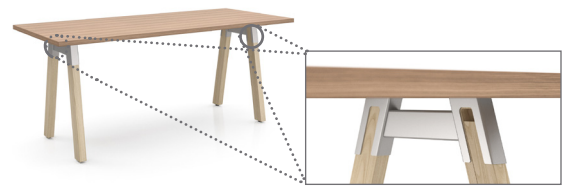


DKR42



DKR42

WITH OPTIONAL CASTERS



OPTIONAL INTEGRATED
VERTICAL WIRE MANAGER

STANDARD FEATURES

- Standard with a lower crossmember on each leg
- Select from 15 standard laminates or choose any standard Wilsonart, Nevamar, Formica, Arborite and Pionite matte finish laminates at no upcharge. For other laminate please contact the factory for pricing.
- Standard in Solid Maple wood legs.
- Wood base components available in natural wood and 9 standard wood stains. Stain-to-match available at no upcharge.
- Standard with leveling glides.
- Metal base components available in any Spectone color.
- Ships Knocked Down.

OPTIONS

- 4 locking casters standard in Grey, stretcher included
- For applicable Power & Data modules, please see Table Accessories Price List.
- Footrail can be placed centered, on the left, right, or both sides of the table. On 24" w tables one footrest is recommended, centered.
- Integrated vertical wire manager is available on inside right leg only, add \$250 List each.
- For 1-3/4" solid wood top, please contact Factory.
- Chroming is available, please contact Factory.

HOW TO ORDER

1. Select Model
2. Select Base
3. Select Edge Style
4. Select Options
5. Select Top Finish
6. Select Edge Finish
7. Select Base Finish

Example: 3684RE - DKR42 - 2MM

MODEL | BASE | EDGE