



Pricing March 1, 2020
Discount 57.7% from List prices

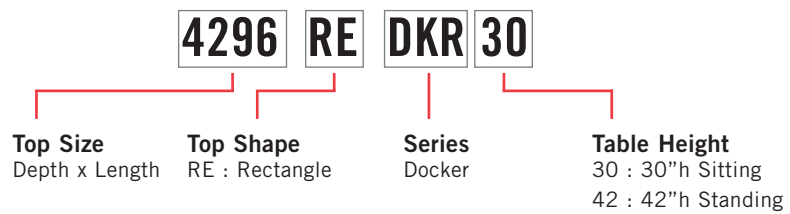


OPEN MARKET

DOCKER TABLES




PRODUCT CODE



FINISHES

LAMINATE



Select from 15 standard laminates or choose any standard Wilsonart, Nevamar, Formica, Arborite and Pionite matte finish laminates at no upcharge

VENEER




Select from one of our 9 standard wood stains or stain-to-match at no upcharge

BASE



Select from one of our 76 standard Spectone colors

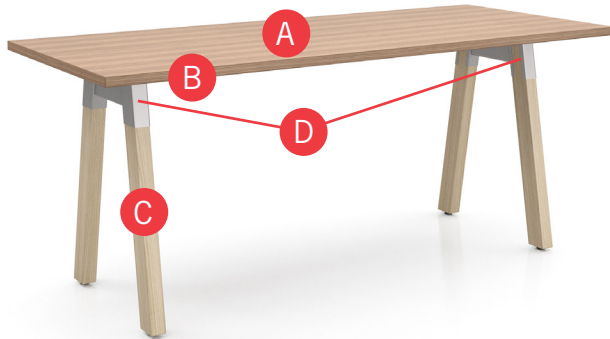
EDGE



See Spectone Card or specfurniture.com/materials/finishes for a complete list of finish options and colors.

DOCKER TABLES

HOW TO ORDER



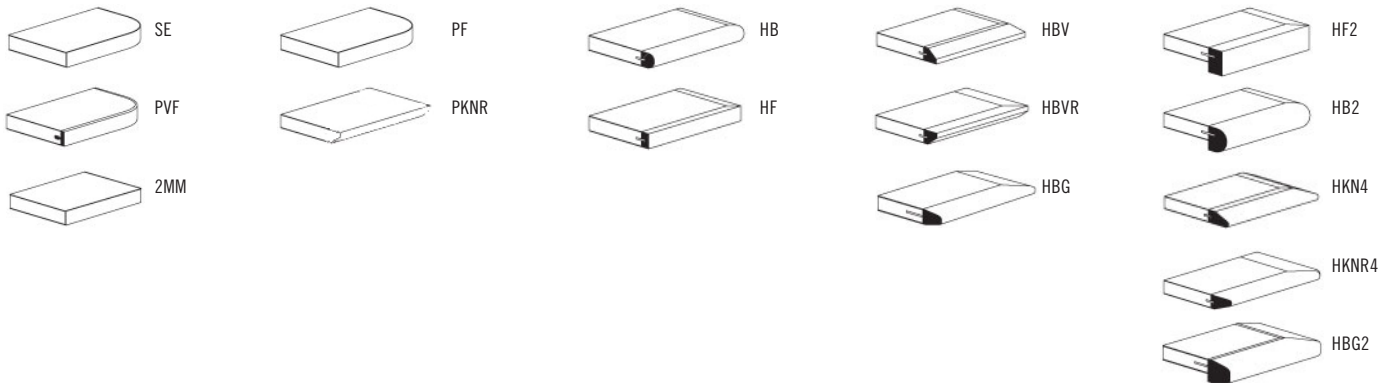
Specify Top Size (Width x Length)

- A** Specify Top Type and Finish
For Laminate Top: Manufacturer, Laminate Name & Code
For Veneer Top: Wood Stain
 - B** Specify Edge Type, (for hardwood: Style), and Finish
PVC/2mm/Self Edge/Exposed Baltic Birch Plywood/Hardwood
 - C** Specify Base Style and Wood Finish
 - D** Specify Base Metal Finish
- Optional: Casters, Power and Data Modules

Top Size	Top Type and Finish	Edge Type and Finish	Base Style, Wood Finish	Base Metal Finish
36 x 72	Laminate, Arborite, Brown Sugar	Self Edge, Laminate, Arborite, Brown Sugar	DKR30, Natural Wood	Silver



EDGE PROFILES



DOCKER TABLES

COLLABORATIVE - 30" HIGH

OPEN MARKET

MODEL	BASES <i>Code</i>	TOP SPECIFICATIONS						OPTIONS		LBS
		<i>For Laminate Top</i>			<i>For Veneer Top</i>			<i>Footrail (each)</i>	<i>Casters (includes Stretcher)</i>	
		SE PVF 2MM	HF HB PKNR ¹ PF ¹	HBV HBVR HBG	HF2 HB2 HKN4 HKNR4 HBG2	HF HB HBV HBVR HBG	HF2 HB2 HKN4 HKNR4 HBG2			
<i>30" high</i>										
24 X 72RE	DKR30	2992	3369	3455	3597	3688	3960	440	830	88
24 X 84RE	DKR30	3113	3532	3636	3784	3898	4200	440	830	95
24 X 96RE	DKR30	3136	3663	3784	3967	4097	4449	440	830	103
30 X 72RE	DKR30	3129	3552	3659	3875	3988	4324	440	830	99
30 X 84RE	DKR30	3357	3732	3859	4110	4242	4628	440	830	108
30 X 96RE	DKR30	3379	3957	4110	4342	4498	4938	440	830	117
36 X 72RE	DKR30	3189	3659	3780	4059	4195	4596	440	830	113
36 X 84RE	DKR30	3530	4033	4191	4434	4592	5065	440	830	124
36 X 96RE	DKR30	3537	4254	4434	4717	4899	5423	440	830	134
42 X 72RE	DKR30	3485	3938	4096	4338	4494	4967	440	830	124
42 X 84RE	DKR30	3778	4210	4383	4801	4938	5486	440	830	136
42 X 96RE	DKR30	3831	4741	4987	5236	5604	6316	440	830	149



¹ Exposed Baltic Birch plywood edge (PKNR, PF) can only be specified on tops up to 47-1/2" x 95-1/2". Clear finish only.



STANDARD FEATURES

- Select from 15 standard laminates or choose any standard Wilsonart, Nevamar, Formica, Arborite and Pionite matte finish laminates at no upcharge. For other laminate please contact the factory for pricing.
- Standard in Solid Maple wood legs.
- Wood base components available in natural wood and 9 standard wood stains. Stain-to-match available at no upcharge.
- Metal base components available in any Spectone color.
- Standard with leveling glides.
- Ships Knocked Down.

OPTIONS

- 4 locking casters standard in Grey, stretcher included
- For applicable Power & Data modules, please see Table Accessories Price List.
- Footrail can be placed centered, on the left, right, or both sides of the table. On 24" w tables one footrest is recommended, centered.
- Integrated vertical wire manager is available on inside right leg only, add \$260 List each.
- For 1-3/4" solid wood top, please contact Factory.
- Chroming is available, please contact Factory.

HOW TO ORDER

1. Select Model
2. Select Base
3. Select Edge Style
4. Select Options
5. Select Top Finish
6. Select Edge Finish
7. Select Base Finish

Example: 3684RE - DKR30 - 2MM

MODEL | BASE | EDGE



Pricing March 1, 2020
Discount 57.7% from List prices



OPEN MARKET

DOCKER TABLES COLLABORATIVE - 36" HIGH

MODEL	BASES <i>Code</i>	TOP SPECIFICATIONS						OPTIONS		LBS
		<i>For Laminate Top</i>			<i>For Veneer Top</i>			<i>Footrail (each)</i>	<i>Casters (includes Stretcher)</i>	
		SE PVF 2MM	HF HB PKNR ¹ PF ¹	HBV HBVR HBG	HF2 HB2 HKN4 HKNR4 HBG2	HF HB HBV HBVR HBG	HF2 HB2 HKN4 HKNR4 HBG2			
<i>36" high</i>										
24 X 72RE	DKR36	3616	3993	4079	4221	4312	4584	440	830	102
24 X 84RE	DKR36	3737	4156	4260	4408	4522	4824	440	830	109
24 X 96RE	DKR36	3760	4287	4408	4591	4721	5073	440	830	117
30 X 72RE	DKR36	3753	4176	4283	4499	4612	4948	440	830	113
30 X 84RE	DKR36	3981	4356	4483	4734	4866	5252	440	830	122
30 X 96RE	DKR36	4003	4581	4734	4966	5122	5562	440	830	131
36 X 72RE	DKR36	3813	4283	4404	4683	4819	5220	440	830	128
36 X 84RE	DKR36	4154	4657	4815	5058	5216	5689	440	830	139
36 X 96RE	DKR36	4161	4878	5058	5341	5523	6047	440	830	149
42 X 72RE	DKR36	4109	4562	4720	4962	5118	5591	440	830	139
42 X 84RE	DKR36	4402	4834	5007	5425	5562	6110	440	830	151
42 X 96RE	DKR36	4455	5365	5611	5860	6228	6940	440	830	164



¹ Exposed Baltic Birch plywood edge (PKNR, PF) can only be specified on tops up to 47-1/2" x 95-1/2". Clear finish only.



DKR36



OPTIONAL INTEGRATED
VERTICAL WIRE MANAGER

STANDARD FEATURES

- Standard with a lower crossmember on each leg
- Select from 15 standard laminates or choose any standard Wilsonart, Nevamar, Formica, Arborite and Pionite matte finish laminates at no upcharge. For other laminate please contact the factory for pricing.
- Standard in Solid Maple wood legs.
- Wood base components available in natural wood and 9 standard wood stains. Stain-to-match available at no upcharge.
- Standard with leveling glides.
- Metal base components available in any Spectone color.
- Ships Knocked Down.

OPTIONS

- 4 locking casters standard in Grey, stretcher included
- For applicable Power & Data modules, please see Table Accessories Price List.
- Footrail can be placed centered, on the left, right, or both sides of the table. On 24" w tables one footrest is recommended, centered.
- Integrated vertical wire manager is available on inside right leg only, add \$260 List each.
- For 1-3/4" solid wood top, please contact Factory.
- Chroming is available, please contact Factory.

HOW TO ORDER

1. Select Model
2. Select Base
3. Select Edge Style
4. Select Options
5. Select Top Finish
6. Select Edge Finish
7. Select Base Finish

Example: 3684RE - DKR36 - 2MM

MODEL | BASE | EDGE

DOCKER TABLES COLLABORATIVE - 42" HIGH

OPEN MARKET

MODEL	BASES <i>Code</i>	TOP SPECIFICATIONS						OPTIONS		LBS
		<i>For Laminate Top</i>			<i>For Veneer Top</i>			<i>Footrail (each)</i>	<i>Casters (includes Stretcher)</i>	
		SE PVF 2MM	HF HB PKNR ¹ PF ¹	HBV HBVR HBG	HF2 HB2 HKN4 HKNR4 HBG2	HF HB HBV HBVR HBG	HF2 HB2 HKN4 HKNR4 HBG2			
<i>42" high</i>										
24 X 72RE	DKR42	3616	3993	4079	4221	4312	4584	440	830	102
24 X 84RE	DKR42	3737	4156	4260	4408	4522	4824	440	830	109
24 X 96RE	DKR42	3760	4287	4408	4591	4721	5073	440	830	117
30 X 72RE	DKR42	3753	4176	4283	4499	4612	4948	440	830	113
30 X 84RE	DKR42	3981	4356	4483	4734	4866	5252	440	830	122
30 X 96RE	DKR42	4003	4581	4734	4966	5122	5562	440	830	131
36 X 72RE	DKR42	3813	4283	4404	4683	4819	5220	440	830	128
36 X 84RE	DKR42	4154	4657	4815	5058	5216	5689	440	830	139
36 X 96RE	DKR42	4161	4878	5058	5341	5523	6047	440	830	149
42 X 72RE	DKR42	4109	4562	4720	4962	5118	5591	440	830	139
42 X 84RE	DKR42	4402	4834	5007	5425	5562	6110	440	830	151
42 X 96RE	DKR42	4455	5365	5611	5860	6228	6940	440	830	164

¹ Exposed Baltic Birch plywood edge (PKNR, PF) can only be specified on tops up to 47-1/2" x 95-1/2". Clear finish only.



STANDARD FEATURES

- Standard with a lower crossmember on each leg
- Select from 15 standard laminates or choose any standard Wilsonart, Nevamar, Formica, Arborite and Pionite matte finish laminates at no upcharge. For other laminate please contact the factory for pricing.
- Standard in Solid Maple wood legs.
- Wood base components available in natural wood and 9 standard wood stains. Stain-to-match available at no upcharge.
- Standard with leveling glides.
- Metal base components available in any Spectone color.
- Ships Knocked Down.

OPTIONS

- 4 locking casters standard in Grey, stretcher included
- For applicable Power & Data modules, please see Table Accessories Price List.
- Footrail can be placed centered, on the left, right, or both sides of the table. On 24" w tables one footrest is recommended, centered.
- Integrated vertical wire manager is available on inside right leg only, add \$260 List each.
- For 1-3/4" solid wood top, please contact Factory.
- Chroming is available, please contact Factory.

HOW TO ORDER

1. Select Model
2. Select Base
3. Select Edge Style
4. Select Options
5. Select Top Finish
6. Select Edge Finish
7. Select Base Finish

Example: 3684RE - DKR42 - 2MM

MODEL | BASE | EDGE