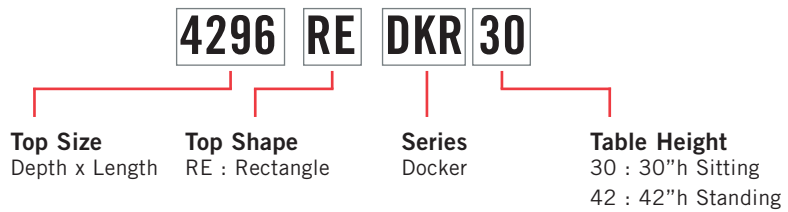


# DOCKER TABLES




## PRODUCT CODE



## FINISHES



### LAMINATE



Select from 15 standard laminates or choose any standard Wilsonart, Nevamar, Formica, Arborite and Pionite matte finish laminates at no upcharge

### VENEER




Select from one of our 9 standard wood stains or stain-to-match at no upcharge

### BASE



Select from one of our 76 standard Spectone colors

### EDGE

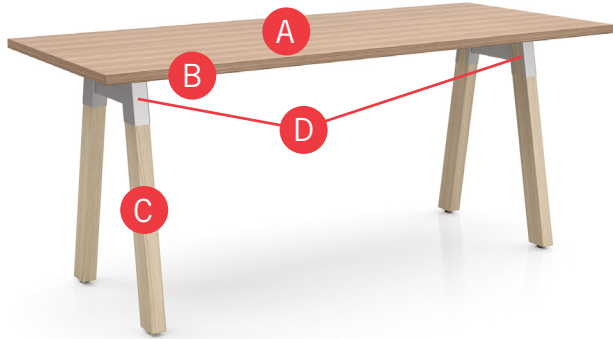


See Spectone Card or [specfurniture.com/materials/finishes](http://specfurniture.com/materials/finishes) for a complete list of finish options and colors.



# DOCKER TABLES

## HOW TO ORDER



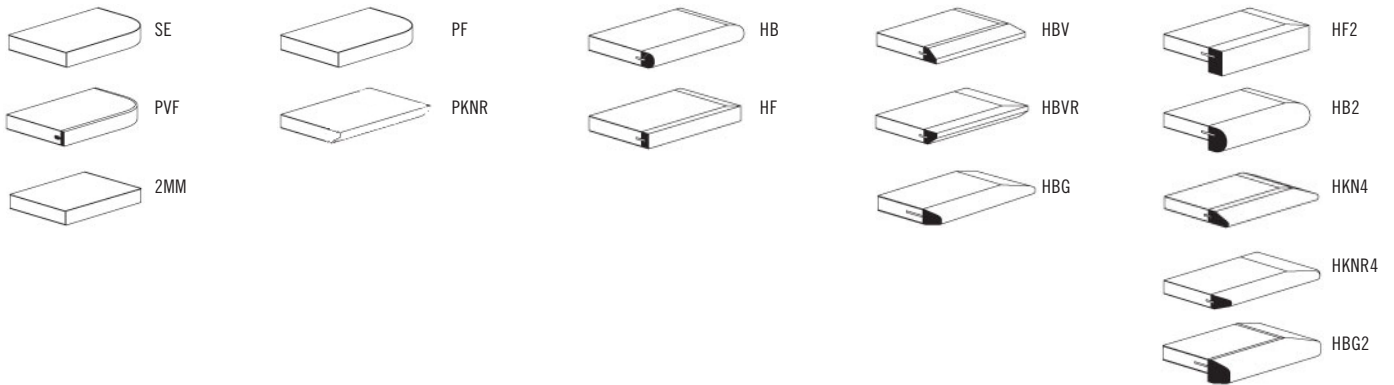
### Specify Top Size (Width x Length)

- A** Specify Top Type and Finish  
*For Laminate Top: Manufacturer, Laminate Name & Code*  
*For Veneer Top: Wood Stain*
  - B** Specify Edge Type, (for hardwood: Style), and Finish  
*PVC/2mm/Self Edge/Exposed Baltic Birch Plywood/Hardwood*
  - C** Specify Base Style and Wood Finish
  - D** Specify Base Metal Finish
- Optional: Casters, Power and Data Modules

Top Size	Top Type and Finish	Edge Type and Finish	Base Style, Wood Finish	Base Metal Finish
36 x 72	Laminate, Arborite, Brown Sugar	Self Edge, Laminate, Arborite, Brown Sugar	DKR30, Natural Wood	Silver



## EDGE PROFILES





# DOCKER TABLES

## COLLABORATIVE - 30" HIGH

MODEL	BASES <i>Code</i>	TOP SPECIFICATIONS						OPTIONS		LBS
		<i>For Laminate Top</i>			<i>For Veneer Top</i>			<i>Footrail</i>	<i>Casters (includes Stretcher)</i>	
		SE PVF 2MM	HF HB PKNR <sup>1</sup> PF <sup>1</sup>	HBV HBVR HBG	HF2 HB2 HKN4 HKNR4 HBG2	HF HB HBV HBVR HBG	HF2 HB2 HKN4 HKNR4 HBG2			
<i>30" high</i>										
24 X 72RE	DKR30	2992	3369	3455	3597	3688	3960	440	830	88
24 X 84RE	DKR30	3113	3532	3636	3784	3898	4200	440	830	95
24 X 96RE	DKR30	3136	3663	3784	3967	4097	4449	440	830	103
30 X 72RE	DKR30	3129	3552	3659	3875	3988	4324	440	830	99
30 X 84RE	DKR30	3357	3732	3859	4110	4242	4628	440	830	108
30 X 96RE	DKR30	3379	3957	4110	4342	4498	4938	440	830	117
36 X 72RE	DKR30	3189	3659	3780	4059	4195	4596	440	830	113
36 X 84RE	DKR30	3530	4033	4191	4434	4592	5065	440	830	124
36 X 96RE	DKR30	3537	4254	4434	4717	4899	5423	440	830	134
42 X 72RE	DKR30	3485	3938	4096	4338	4494	4967	440	830	124
42 X 84RE	DKR30	3778	4210	4383	4801	4938	5486	440	830	136
42 X 96RE	DKR30	3831	4741	4987	5236	5604	6316	440	830	149



<sup>1</sup> Exposed Baltic Birch plywood edge (PKNR, PF) can only be specified on tops up to 47-1/2" x 95-1/2". Clear finish only.



### STANDARD FEATURES

- Select from 15 standard laminates or choose any standard Wilsonart, Nevamar, Formica, Arborite and Pionite matte finish laminates at no upcharge. For other laminate please contact the factory for pricing.
- Standard in Solid Maple wood legs.
- Wood base components available in natural wood and 9 standard wood stains. Stain-to-match available at no upcharge.
- Metal base components available in any Spectone color.
- Standard with leveling glides.
- Ships Knocked Down.

### OPTIONS

- 4 locking casters standard in Grey, stretcher included
- For applicable Power & Data modules, please see Table Accessories Price List.
- Footrail can be placed centered, on the left, right, or both sides of the table. On 24" w tables one footrest is recommended, centered.
- Integrated vertical wire manager is available on inside right leg only, add \$260 List each.
- For 1-3/4" solid wood top, please contact Factory.
- Chroming is available, please contact Factory.

### HOW TO ORDER

1. Select Model
2. Select Base
3. Select Edge Style
4. Select Options
5. Select Top Finish
6. Select Edge Finish
7. Select Base Finish

**Example:** 3684RE - DKR30 - 2MM

MODEL | BASE | EDGE

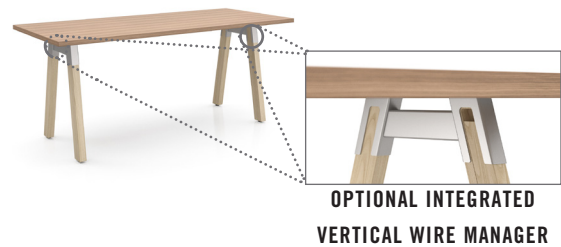


# DOCKER TABLES COLLABORATIVE - 36" HIGH

MODEL	BASES <i>Code</i>	TOP SPECIFICATIONS						OPTIONS		LBS
		<i>For Laminate Top</i>			<i>For Veneer Top</i>			<i>Footrail</i>	<i>Casters (includes Stretcher)</i>	
		SE PVF 2MM	HF HB PKNR <sup>1</sup> PF <sup>1</sup>	HBV HBVR HBG	HF2 HB2 HKN4 HKNR4 HBG2	HF HB HBV HBVR HBG	HF2 HB2 HKN4 HKNR4 HBG2			
<i>36" high</i>										
24 X 72RE	DKR36	3616	3993	4079	4221	4312	4584	440	830	102
24 X 84RE	DKR36	3737	4156	4260	4408	4522	4824	440	830	109
24 X 96RE	DKR36	3760	4287	4408	4591	4721	5073	440	830	117
30 X 72RE	DKR36	3753	4176	4283	4499	4612	4948	440	830	113
30 X 84RE	DKR36	3981	4356	4483	4734	4866	5252	440	830	122
30 X 96RE	DKR36	4003	4581	4734	4966	5122	5562	440	830	131
36 X 72RE	DKR36	3813	4283	4404	4683	4819	5220	440	830	128
36 X 84RE	DKR36	4154	4657	4815	5058	5216	5689	440	830	139
36 X 96RE	DKR36	4161	4878	5058	5341	5523	6047	440	830	149
42 X 72RE	DKR36	4109	4562	4720	4962	5118	5591	440	830	139
42 X 84RE	DKR36	4402	4834	5007	5425	5562	6110	440	830	151
42 X 96RE	DKR36	4455	5365	5611	5860	6228	6940	440	830	164



<sup>1</sup> Exposed Baltic Birch plywood edge (PKNR, PF) can only be specified on tops up to 47-1/2" x 95-1/2". Clear finish only.



### STANDARD FEATURES

- Standard with a lower crossmember on each leg
- Select from 15 standard laminates or choose any standard Wilsonart, Nevamar, Formica, Arborite and Pionite matte finish laminates at no upcharge. For other laminate please contact the factory for pricing.
- Standard in Solid Maple wood legs.
- Wood base components available in natural wood and 9 standard wood stains. Stain-to-match available at no upcharge.
- Standard with leveling glides.
- Metal base components available in any Spectone color.
- Ships Knocked Down.

### OPTIONS

- 4 locking casters standard in Grey, stretcher included
- For applicable Power & Data modules, please see Table Accessories Price List.
- Footrail can be placed centered, on the left, right, or both sides of the table. On 24" w tables one footrest is recommended, centered.
- Integrated vertical wire manager is available on inside right leg only, add \$260 List each.
- For 1-3/4" solid wood top, please contact Factory.
- Chroming is available, please contact Factory.

### HOW TO ORDER

1. Select Model
2. Select Base
3. Select Edge Style
4. Select Options
5. Select Top Finish
6. Select Edge Finish
7. Select Base Finish

**Example:** 3684RE - DKR36 - 2MM

MODEL | BASE | EDGE



# DOCKER TABLES COLLABORATIVE - 42" HIGH

MODEL	BASES <i>Code</i>	TOP SPECIFICATIONS						OPTIONS		LBS
		<i>For Laminate Top</i>			<i>For Veneer Top</i>			<i>Footrail</i>	<i>Casters (includes Stretcher)</i>	
		SE PVF 2MM	HF HB PKNR <sup>1</sup> PF <sup>1</sup>	HBV HBVR HBG	HF2 HB2 HKNR4 HKNR4 HBG2	HF HB HBV HBVR HBG	HF2 HB2 HKNR4 HKNR4 HBG2			
<i>42" high</i>										
24 X 72RE	DKR42	3616	3993	4079	4221	4312	4584	440	830	102
24 X 84RE	DKR42	3737	4156	4260	4408	4522	4824	440	830	109
24 X 96RE	DKR42	3760	4287	4408	4591	4721	5073	440	830	117
30 X 72RE	DKR42	3753	4176	4283	4499	4612	4948	440	830	113
30 X 84RE	DKR42	3981	4356	4483	4734	4866	5252	440	830	122
30 X 96RE	DKR42	4003	4581	4734	4966	5122	5562	440	830	131
36 X 72RE	DKR42	3813	4283	4404	4683	4819	5220	440	830	128
36 X 84RE	DKR42	4154	4657	4815	5058	5216	5689	440	830	139
36 X 96RE	DKR42	4161	4878	5058	5341	5523	6047	440	830	149
42 X 72RE	DKR42	4109	4562	4720	4962	5118	5591	440	830	139
42 X 84RE	DKR42	4402	4834	5007	5425	5562	6110	440	830	151
42 X 96RE	DKR42	4455	5365	5611	5860	6228	6940	440	830	164



<sup>1</sup> Exposed Baltic Birch plywood edge (PKNR, PF) can only be specified on tops up to 47-1/2" x 95-1/2". Clear finish only.

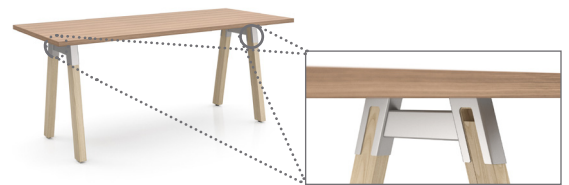


DKR42



DKR42

WITH OPTIONAL CASTERS



OPTIONAL INTEGRATED  
VERTICAL WIRE MANAGER

### STANDARD FEATURES

- Standard with a lower crossmember on each leg
- Select from 15 standard laminates or choose any standard Wilsonart, Nevamar, Formica, Arborite and Pionite matte finish laminates at no upcharge. For other laminate please contact the factory for pricing.
- Standard in Solid Maple wood legs.
- Wood base components available in natural wood and 9 standard wood stains. Stain-to-match available at no upcharge.
- Standard with leveling glides.
- Metal base components available in any Spectone color.
- Ships Knocked Down.

### OPTIONS

- 4 locking casters standard in Grey, stretcher included
- For applicable Power & Data modules, please see Table Accessories Price List.
- Footrail can be placed centered, on the left, right, or both sides of the table. On 24" w tables one footrest is recommended, centered.
- Integrated vertical wire manager is available on inside right leg only, add \$260 List each.
- For 1-3/4" solid wood top, please contact Factory.
- Chroming is available, please contact Factory.

### HOW TO ORDER

1. Select Model
2. Select Base
3. Select Edge Style
4. Select Options
5. Select Top Finish
6. Select Edge Finish
7. Select Base Finish

**Example:** 3684RE - DKR42 - 2MM

MODEL | BASE | EDGE