



Pricing March 1, 2019
Discount 57.7% from List prices



SIN 711-16

ENDZONE BENCHES



PRODUCT CODE

END B2 - CC - 20

Series	Base	Seat-Table Specification	Depth
EndZone Benches	B2: Two Seats B3: Three Seats B4: Four Seats	<p><i>Two Seat Bench:</i> N/A: No Cushion Seats CC: Two Cushion Seats</p> <p><i>Three Seat Bench:</i> N/A: No Cushion Seats CCC: 3 Cushion Seats TCCT: 2 Cushion Seats Centered CCT: 2 Cushion Seats Left Aligned TCC: 2 Cushion Seats Right Aligned CTC: 1 Cushion Seat On Each End</p> <p><i>Four Seat Bench:</i> N/A: No Cushion Seats CCCC: 4 Cushion Seats TCCCT: 3 Cushion Seats Centered CCCT: 3 Cushion Seats Left Aligned TCCC: 3 Cushion Seats Right Aligned CTCC: 1 Cushion Seat Left Aligned, 2 Cushion Seats Right Aligned CCTC: 2 Cushion Seats Left Aligned, 1 Cushion Seat Right Aligned</p>	16: 16" 20: 20"



OPTIONS

RECTANGULAR VERTICAL WIRE MANAGER




POWER OPTION




FINISHES

LAMINATE



Select from 15 standard laminates or choose any standard Wilsonart, Nevamar, Formica, Arborite and Pionite matte finish laminates at no upcharge

FABRIC




Select fabrics from one of our textile partners

VERTICAL WIRE MANAGER



Select from one of our 76 standard Spectone colors

EDGE



2MM

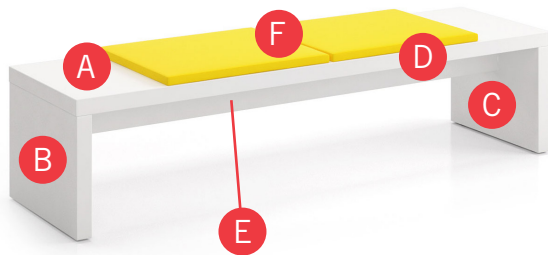
See Spectone Card or specfurniture.com/materials/finishes for a complete list of finish options and colors.

Toll Free: 1-888-761-7732



ENDZONE BENCHES

HOW TO ORDER



Specify Model

- A** Specify Top Surface
Manufacturer, Laminate Name, Laminate Code
- B** Specify End Panel Outside Surface
Manufacturer, Laminate Name, Laminate Code
- C** Specify End Panel Inside Surface
Manufacturer, Laminate Name, Laminate Code
- D** Specify Edge Type and Color
2mm Bio / 2mm PVC Woodgrain
- E** Specify Support Beam Finish
Manufacturer, Laminate Name, Laminate Code
- F** Specify Cushion Fabric¹
Manufacturer, Pattern Name, Color

Optional: 16" Depth, CAL 133, Moisture Barrier, Cove Mini Power Module with Vertical Wire Manager

¹ When multiple fabrics are specified please provide a drawing and legend for fabric placement. For custom cushion location, please provide drawing.


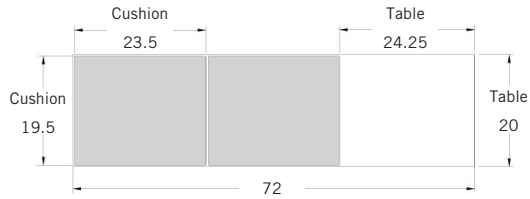


Model	Top Surface	End Panel Outside Surface	End Panel Inside Surface	Edge Type and Color	Support Beam Finish	Cushion Fabric
ENDB3-TCCT	Wilsonart, Designer White, D354-60	Wilsonart, Designer White, D354-60	Wilsonart, Designer White, D354-60	2mm Bio, RAL 9016	Wilsonart, Designer White, D354-60	CF Stinson, Avant AV101, Sun Yellow



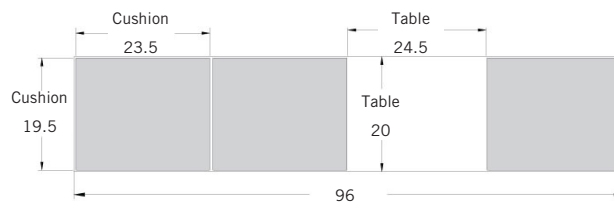
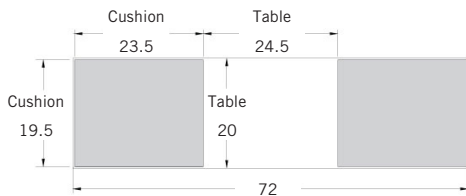
ENDZONE BENCHES DIMENSION OVERVIEW

WHEN TABLE IS AT THE END OF THE BENCH



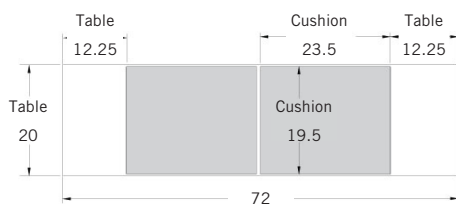
Cushion is recessed 0.25" from the outer edges of the bench. A gap between two adjacent cushions is 0.5". Same table dimensions apply on all benches.

WHEN TABLE IS IN THE MIDDLE OF THE BENCH



Cushion is recessed 0.25" from the outer edges of the bench. A gap between two adjacent cushions is 0.5". Same table dimensions apply on all benches.

WHEN TABLE IS ON EACH END OF THE BENCH



Cushion is recessed 0.25" from the outer edges of the bench. A gap between two adjacent cushions is 0.5". Same table dimensions apply on all benches.



ENDZONE BENCHES

Standard Features

- 2" built up edge
- 2mm Edge (2MM)
- Laminate Top, End Panels, and Support Beam
- Select from 15 standard laminates or choose any standard Wilsonart, Nevamar, Formica, Arborite and Pionite matte finish laminates at no upcharge. For other laminate please contact the factory for pricing.
- Adjustable Glides
- Weight load tested to 250 lbs per seat
- 20" deep

Options

- 2mm Bio edge available in 38 solid colors
- 2mm PVC edge available in wood grain to match 9 standard stains
- For 16" depth add suffix "-16" to product code
- Cove Power Modules can only be specified on the outside of the end panels - see accessories at the end of this section
- Vertical Wire Manager can only be specified on the inside of the end panels - see accessories at the end of this section
- For two different laminate colors, call factory for pricing
- Antibacterial and antimicrobial fabrics available
- If different grades of fabric specified on different cushions, use higher graded fabric price
- COM 0.75 yd per cushion
- CAL 133, add \$64 List per cushion

Contact Spec Customer Service to railroad fabrics and for repeats greater than 5" x 5"



MODEL	DESCRIPTION	TOP SPECIFICATIONS						DIMENSIONS			LBS	
		COM	GR1	GR2	GR3	GR4	GR5	GR6	H (in)	W (in)		D (in)
<i>Two Seat</i>												
ENDB2	No Cushions	2326						17	48	20	74	
ENDB2-CC	2 Cushions	2657	2715	2735	2775	2834	2878	2939	18	48	20	80
<i>Three Seat</i>												
ENDB3	No Cushions	2733						17	72	20	96	
ENDB3-CCC	3 Cushions	3231	3318	3346	3406	3494	3562	3651	18	72	20	105
ENDB3-TCCT	2 Cushions Centered	3064	3123	3142	3182	3240	3286	3345	18	72	20	102
ENDB3-CCT	2 Cushions Left Aligned	3064	3123	3142	3182	3240	3286	3345	18	72	20	102
ENDB3-TCC	2 Cushions Right Aligned	3064	3123	3142	3182	3240	3286	3345	18	72	20	102
ENDB3-CTC	Cushion Seat on Each End	3064	3123	3142	3182	3240	3286	3345	18	72	20	102



ENDZONE BENCHES

Standard Features

- 2" built up edge
- 2mm Edge (2MM)
- Laminate Top, End Panels, and Support Beam
- Select from 15 standard laminates or choose any standard Wilsonart, Nevamar, Formica, Arborite and Pionite matte finish laminates at no upcharge. For other laminate please contact the factory for pricing.
- Adjustable Glides
- Weight load tested to 250 lbs per seat
- 20" deep

Options

- 2mm Bio edge available in 38 solid colors
- 2mm PVC edge available in wood grain to match 9 standard stains
- For 16" depth add suffix "-16" to product code
- Cove Power Modules can only be specified on the outside of the end panels - see accessories at the end of this section
- Vertical Wire Manager can only be specified on the inside of the end panels - see accessories at the end of this section
- For two different laminate colors, call factory for pricing
- Antibacterial and antimicrobial fabrics available
- If different grades of fabric specified on different cushions, use higher graded fabric price
- COM 0.75 yd per cushion
- CAL 133, add \$64 List per cushion

Contact Spec Customer Service to railroad fabrics and for repeats greater than 5" x 5"



MODEL	DESCRIPTION	TOP SPECIFICATIONS						DIMENSIONS			LBS	
		COM	GR1	GR2	GR3	GR4	GR5	GR6	H (in)	W (in)		D (in)
<i>Four Seat</i>												
ENDB4	No Cushions	3205						17	96	20	118	
ENDB4-CCCC	4 Cushions	3869	3985	4023	4102	4221	4311	4430	18	96	20	130
ENDB4-TCCCT	3 Cushions Centered	3703	3790	3819	3879	3967	4035	4124	18	96	20	127
ENDB4-CCCT	3 Cushions Left Aligned	3703	3790	3819	3879	3967	4035	4124	18	96	20	127
ENDB4-TCCC	3 Cushions Right Aligned	3703	3790	3819	3879	3967	4035	4124	18	96	20	127
ENDB4-CTCC	1 Cushion Left Aligned, 2 Cushions Right Aligned	3703	3790	3819	3879	3967	4035	4124	18	96	20	127
ENDB4-CCTC	2 Cushions Left Aligned, 1 Cushion Right Aligned	3703	3790	3819	3879	3967	4035	4124	18	96	20	127



Pricing March 1, 2019
Discount 57.7% from List prices

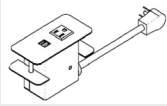




SIN 711-16

ENDZONE BENCHES

POWER & COMMUNICATION

Cove Power Modules

	MODEL	DESCRIPTION	LIST	
		Cove, Clamp Mounted		
	COV-1U-B	Cove, 1 power, 2USB, Black	375	
	COV-1U-S	Cove, 1 power, 2USB, Silver Pearl	375	
	COV-1U-W	Cove, 1 power, 2USB, Gloss White	375	
		<i>Cord is 108". USB is for charging only.</i>		
	RVWM-L	Rectangular Vertical Wire Manager for EndZone Benches	159	
	RVWM-R	Fixed sheet metal cover. Specify placement on the inside of the left (RVWM-L) and/or right (RVWM-R) end panel as viewed from the front.	159	

