



Pricing March 1, 2020  
Discount 57.7% from List prices



MAS SIN 33721

# GRAVITY Public Seating

## LAYOUTS

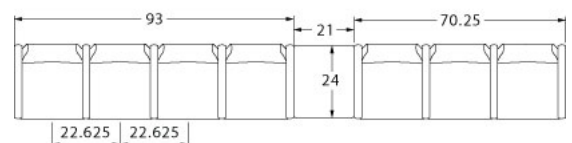
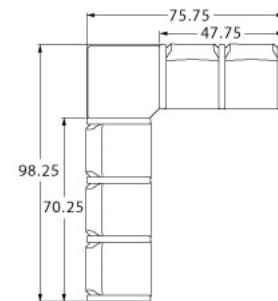
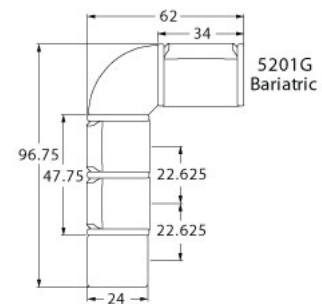


### Description

- Spec's Gravity Public Seating offers specifiers outstanding value in an eco-friendly design.
- Your layout possibilities are unlimited with spacer, radius and corner tables – for both standard and bariatric seating in virtually any combination.
- Bariatric seating is a 30" wide seat and is load tested to 750 lbs. Cannot be connected to other bariatric seats.
- 21" seat width is standard.
- Standard with steel arms.
- Choice of wood or black polyurethane arms at an upcharge.
- Wood and polyurethane arms are replaceable in the field.
- All models offer a choice of no center arms, half arms or full arms to the floor.
- Glides and separate seat and Flex Back are standard.
- Please send a drawing of the configuration you require with your order.
- For fabrics you wish railroaded or repeats larger than 5" x 5", please contact the factory with repeat information and yardage requirement will be provided.



### LAYOUTS AND DIMENSIONS





Pricing March 1, 2020  
Discount 57.7% from List prices



MAS SIN 33721

# GRAVITY Public Seating



## PRODUCT CODE

**52 2 1 M**

Series	Center Arm	# Seats	Chair Type
52 : Gravity	0 : Outside Arms 1 : Half Arms 2 : Full Arms	1 : Single Seat 2 : Two-Seat 3 : Three-Seat	M : Mid Back H : Highback G : Bariatric

## OPTIONS

### ARM TYPE



Polyurethane



Wood



Steel

## FINISHES

### FRAME



Select from one of our 76 standard Spectone colors

### FABRIC



Select fabrics from one of our textile partners

### ARMS



Black

Sterling Grey

Taupe

Select from one of our 9 standard wood stains or stain-to-match at no upcharge

See Spectone Card or [specfurniture.com/materials/finishes](http://specfurniture.com/materials/finishes) for a complete list of finish options and colors.



Pricing March 1, 2020  
Discount 57.7% from List prices



MAS SIN 33721

# GRAVITY Public Seating

## HOW TO ORDER



### Specify Model

- A Specify Fabric - Seat<sup>1</sup>  
*Manufacturer, Pattern Name, Color*
- B Specify Fabric - Back<sup>1</sup>  
*Manufacturer, Pattern Name, Color*
- C Specify Frame Finish

Optional: Wood or Polyurethane Arms, CAL 133, Moisture Barrier, Connecting and Freestanding Tables

<sup>1</sup> When multiple fabrics are specified on two and three seat chairs, please provide a drawing and legend for fabric placement.



Shown with optional Polyurethane arm.

Model	Fabric - Seat	Fabric - Back	Frame Finish	Arm Type and Color
5201M	Momentum, Beeline, Canvas	Momentum, Beeline, Canvas	Silver	Polyurethane, Black



Pricing March 1, 2020  
Discount 57.7% from List prices



MAS SIN 33721

# GRAVITY Public Seating

## Single Seater with arms

### Standard Features

- Separate seat and Flex Back
- Steel arms
- Fully welded wall-saving frame
- Frame in any Spectone color
- Velcro removable back covers
- Replaceable seats
- Use in connected layouts at no upcharge
- Glides
- Ships assembled
- Ships 1/carton 15 cu ft

### Options

- Field-replaceable polyurethane arms (P) available in Black, Sterling Grey and Taupe (RAL 7006), add \$110 List
- Field-replaceable wood arms (W) in Natural Maple, add \$158 List. Available in any of 9 standard stains or stain-to-match at no upcharge
- Connected and freestanding tables
- Antibacterial and antimicrobial fabrics available
- Different fabric on seat and back at no upcharge
- CAL 133

Contact Spec Customer Service to railroad fabrics (specify repeat info and yardage requirement will be provided) and for repeats greater than 5" x 5"



### Single Seater with arms

COM 1.75 yds  
0.75 yd COM per single seat  
1.0 yd COM per single back

MODEL	COM	GR 1	GR 2	GR 3	GR 4	GR 5	GR 6
<b>5201M</b>	<b>831</b>	<b>922</b>	<b>951</b>	<b>1013</b>	<b>1101</b>	<b>1171</b>	<b>1263</b>

#### Dimensions (inches)

seat H	18.0	seat W	21.0	arm H	26.5
total H	35.75	total W	25.0	depth	27.5

Exceeds BIFMA Seating Durability Test to 500 lbs per chair  
CAL 133, add \$120 List per chair



**5201M\***  
39 lbs

\*Shown with optional polyurethane arms



Pricing March 1, 2020  
Discount 57.7% from List prices



MAS SIN 33721

# GRAVITY Public Seating

Two and Three Seaters with outside arms

## Standard Features

- Separate seat and Flex Back
- Steel arms
- Fully welded wall-saving frame
- Frame in any Spectone color
- Velcro removable back covers
- Replaceable seats
- Use in connected layouts at no upcharge
- Glides
- Ships assembled
- Ships 1/carton 26 cu ft (2 seater),  
1/carton 39 cu ft (3 seater)

## Options

- Field-replaceable polyurethane arms (P) available in Black, Sterling Grey and Taupe (RAL 7006), add \$110 List
- Field-replaceable wood arms (W) in Natural Maple, add \$158 List. Available in any of 9 standard stains or stain-to-match at no upcharge
- Connected and freestanding tables
- Antibacterial and antimicrobial fabrics available
- Different fabric on seat and back at no upcharge
- CAL 133

Contact Spec Customer Service to railroad fabrics (specify repeat info and yardage requirement will be provided) and for repeats greater than 5" x 5"



## Two Seater with outside arms

COM 3.5 yds  
0.75 yd COM per single seat  
1.0 yd COM per single back

MODEL	COM	GR 1	GR 2	GR 3	GR 4	GR 5	GR 6
<b>5202M</b>	<b>1507</b>	<b>1687</b>	<b>1746</b>	<b>1870</b>	<b>2046</b>	<b>2185</b>	<b>2368</b>

Dimensions (inches)

seat H	18.0	seat W	21.0	arm H	26.5
total H	35.75	total W	46.0	depth	27.5

Exceeds BIFMA Seating Durability Test to 500 lbs per two seater  
CAL 133, add \$240 List per two seater



**5202M\***  
65 lbs

## Three Seater with outside arms

COM 5.25 yds  
0.75 yd COM per single seat  
1.0 yd COM per single back

MODEL	COM	GR 1	GR 2	GR 3	GR 4	GR 5	GR 6
<b>5203M</b>	<b>2193</b>	<b>2465</b>	<b>2554</b>	<b>2738</b>	<b>3006</b>	<b>3215</b>	<b>3488</b>

Dimensions (inches)

seat H	18.0	seat W	21.0	arm H	26.5
total H	35.75	total W	67.0	depth	27.5

Exceeds BIFMA Seating Durability Test to 500 lbs per three seater  
CAL 133, add \$360 List per three seater



**5203M\***  
91 lbs

\*Shown with optional polyurethane arms



Pricing March 1, 2020  
Discount 57.7% from List prices



MAS SIN 33721

# GRAVITY Public Seating

Two and Three Seaters with half arms

## Standard Features

- Separate seat and Flex Back
- Steel arms
- Fully welded wall-saving frame
- Frame in any Spectone color
- Velcro removable back covers
- Replaceable seats
- Use in connected layouts at no upcharge
- Glides
- Ships assembled
- Ships 1/carton 26 cu ft (2 seater),  
1/carton 39 cu ft (3 seater)

## Options

- Field-replaceable polyurethane arms (P) available in Black, Sterling Grey and Taupe (RAL 7006), add \$165 List for 5212M or \$220 List for 5213M
- Field-replaceable wood arms (W) in Natural Maple, add \$237 List for 5212M or \$316 List for 5213M. Available in any of 9 standard stains or stain-to-match at no upcharge
- Connected and freestanding tables
- Antibacterial and antimicrobial fabrics available
- Different fabric on seat and back at no upcharge
- CAL 133

Contact Spec Customer Service to railroad fabrics (specify repeat info and yardage requirement will be provided) and for repeats greater than 5" x 5"



## Two Seater with half arms

COM 3.5 yds  
0.75 yd COM per single seat  
1.0 yd COM per single back

MODEL	COM	GR 1	GR 2	GR 3	GR 4	GR 5	GR 6
5212M	1617	1798	1856	1982	2156	2295	2477

Dimensions (inches)  
seat H 18.0 seat W 21.0 arm H 26.5  
total H 35.75 total W 47.75 depth 27.5

Exceeds BIFMA Seating Durability Test to 500 lbs per two seater  
CAL 133, add \$240 List per two seater



5212M\*  
67 lbs

## Three Seater with half arms

COM 5.25 yds  
0.75 yd COM per single seat  
1.0 yd COM per single back

MODEL	COM	GR 1	GR 2	GR 3	GR 4	GR 5	GR 6
5213M	2427	2697	2786	2970	3238	3448	3719

Dimensions (inches)  
seat H 18.0 seat W 21.0 arm H 26.5  
total H 35.75 total W 70.25 depth 27.5

Exceeds BIFMA Seating Durability Test to 500 lbs per two seater  
CAL 133, add \$360 List per three seater



5213M\*  
93 lbs

\*Shown with optional polyurethane arms



Pricing March 1, 2020  
Discount 57.7% from List prices



MAS SIN 33721

# GRAVITY Public Seating

Two and Three Seaters with full arms

## Standard Features

- Separate seat and Flex Back
- Steel arms
- Fully welded wall-saving frame
- Frame in any Spectone color
- Velcro removable back covers
- Replaceable seats
- Use in connected layouts at no upcharge
- Glides
- Ships assembled
- Ships 1/carton 26 cu ft (2 seater),  
1/carton 39 cu ft (3 seater)

## Options

- Field-replaceable polyurethane arms (P) available in Black, Sterling Grey and Taupe (RAL 7006), add \$165 List for 5222M or \$220 List for 5223M
- Field-replaceable wood arms (W) in Natural Maple, add \$237 List for 5222M or \$316 List for 5223M. Available in any of 9 standard stains or stain-to-match at no upcharge
- Connected and freestanding tables
- Antibacterial and antimicrobial fabrics available
- Different fabric on seat and back at no upcharge
- CAL 133

Contact Spec Customer Service to railroad fabrics (specify repeat info and yardage requirement will be provided) and for repeats greater than 5" x 5"



## Two Seater with full arms

COM 3.5 yds  
0.75 yd COM per single seat  
1.0 yd COM per single back

MODEL	COM	GR 1	GR 2	GR 3	GR 4	GR 5	GR 6
5222M	1617	1798	1856	1982	2156	2295	2477

### Dimensions (inches)

	seat H	18.0	seat W	21.0	arm H	26.5
total H	35.75	total W	47.75	depth	27.5	

Exceeds BIFMA Seating Durability Test to 500 lbs per two seater  
CAL 133, add \$240 List per two seater



5222M\*  
68 lbs

## Three Seater with full arms

COM 5.25 yds  
0.75 yd COM per single seat  
1.0 yd COM per single back

MODEL	COM	GR 1	GR 2	GR 3	GR 4	GR 5	GR 6
5223M	2427	2697	2786	2970	3238	3448	3719

### Dimensions (inches)

	seat H	18.0	seat W	21.0	arm H	26.5
total H	35.75	total W	70.25	depth	27.5	

Exceeds BIFMA Seating Durability Test to 500 lbs per three seater  
CAL 133, add \$360 List per three seater



5223M\*  
94 lbs

\*Shown with optional polyurethane arms



Pricing March 1, 2020  
Discount 57.7% from List prices



MAS SIN 33721

# GRAVITY Public Seating

## Bariatric Single Seater with arms

### Standard Features

- Separate seat and Flex Back
- Steel arms
- Fully welded wall-saving frame
- Frame in any Spectone color
- Velcro removable back covers
- Replaceable seats
- Use in connected layouts at no upcharge
- Glides
- Cannot connect bariatric seating to bariatric seating
- Ships assembled
- Ships 1/carton 20 cu ft

### Options

- Field-replaceable polyurethane arms (P) available in Black, Sterling Grey and Taupe (RAL 7006), add \$110 List
- Field-replaceable wood arms (W) in Natural Maple, add \$158 List. Available in any of 9 standard stains or stain-to-match at no upcharge
- Connected and freestanding tables
- Antibacterial and antimicrobial fabrics available
- Different fabric on seat and back at no upcharge
- CAL 133

Contact Spec Customer Service to railroad fabrics (specify repeat info and yardage requirement will be provided) and for repeats greater than 5" x 5"



### Bariatric Single Seater with arms

COM 3.0 yds  
1.5 yd COM per single seat  
1.5 yd COM per single back

MODEL	COM	GR 1	GR 2	GR 3	GR 4	GR 5	GR 6
<b>5201G</b>	<b>1034</b>	<b>1214</b>	<b>1273</b>	<b>1399</b>	<b>1574</b>	<b>1713</b>	<b>1895</b>

#### Dimensions (inches)

seat H	18.0	seat W	30.0	arm H	26.5
total H	35.75	total W	34.0	depth	27.5

Exceeds BIFMA Seating Durability Test to 750 lbs per chair  
CAL 133, add \$163 List per chair



**5201G\***  
53 lbs

\*Shown with optional polyurethane arms





Pricing March 1, 2020  
Discount 57.7% from List prices



MAS SIN 33721

# GRAVITY Public Seating

## Highback Single Seater with arms – Ottoman and Headrest

### Standard Features

- Separate seat and Flex Back
- Steel arms
- Fully welded wall-saving frame
- Frame in any Spectone color
- Velcro removable back covers
- Replaceable seats
- Use in connected layouts at no upcharge
- Glides
- Ships assembled
- Ships 1/carton 18 cu ft

### Options

- Field-replaceable polyurethane arms (P) available in Black, Sterling Grey and Taupe (RAL 7006), add \$110 List
- Field-replaceable wood arms (W) in Natural Maple, add \$158 List. Available in any of 9 standard stains or stain-to-match at no upcharge
- Connected and freestanding tables
- Antibacterial and antimicrobial fabrics available
- Different fabric on seat and back at no upcharge
- CAL 133

Contact Spec Customer Service to railroad fabrics (specify repeat info and yardage requirement will be provided) and for repeats greater than 5" x 5"



### Highback Single Seater with arms

COM 1.85 yds  
0.75 yd COM per single seat  
1.1 yds COM per single back

MODEL	COM	GR 1	GR 2	GR 3	GR 4	GR 5	GR 6
5201H	891	1000	1036	1110	1217	1300	1409

#### Dimensions (inches)

seat H	18.0	seat W	21.0	arm H	26.5
total H	44.5	total W	25.0	depth	27.5

Exceeds BIFMA Seating Durability Test to 500 lbs per chair  
CAL 133, add \$127 List per chair



5201H\*  
42 lbs

\*Shown with optional polyurethane arms



# GRAVITY Public Seating

## Freestanding Lounge Tables – Corner and Spacer Connecting Tables

### Standard Features

- Tops in laminate or veneer
- Select laminate tops from 15 standard laminates or choose any standard Wilsonart, Nevamar, Formica, Arborite and Pionite matte finish laminates at no upcharge.
- Freestanding lounge tables available with PVC Flat (PVF), 2mm (2MM), exposed Baltic Birch plywood (PF, PKNR) or hardwood (HB) edge
- Connecting table tops available with PVC Flat (PVF) edge, Self edge (SE) or hardwood (HB) edge
- 9 standard veneer and hardwood edge stains. Stain-to-match available at no upcharge.
- 1.75" post legs in any Spectone color
- Tops utilize NU Green earth friendly core
- Glides
- 18" height

### Options

- Non-standard laminates, contact Spec for pricing
- Custom size spacer tables for restricted spaces
- Other sizes may be available

*Radius Corner Tables are recommended for open areas*



### Freestanding Lounge Tables

Model	Laminate PVF/SE/2MM	Laminate PF/PKNR/HB	Veneer HB	Weight	Cu.Ft.
52 - 24 x 24 SQ	654	850	1004	28	7.2
52 - 24 x 48 RE	816	1031	1248	48	18
52 - 30 x 30 SQ	761	903	1069	43	13.5
52 - 24 DIA	623	984	1188	26	7.2
52 - 30 DIA	727	1082	1292	40	7.2



### Corner and Spacer Connecting Tables

Model	Laminate PVF/SE	Laminate HB Edge	Veneer HB Edge	Weight	Cu.Ft.
52RC - 28 x 28 <i>Radius Corner Table</i>	704	882	1091	26	2
52SC - 28 x 28 <i>Square Corner Table</i>	704	882	1091	26	2
52TC - 45 degree <i>Corner Table</i>	704	882	1091	19	2
52ST - 21 x 24 <i>Spacer Table</i>	542	738	890	19	2
52ET - 21 x 24 <i>End Table</i>	590	785	939	19	2

