

GRAVITY Public Seating

LAYOUTS

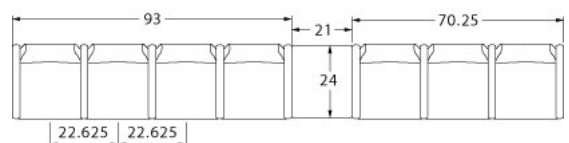
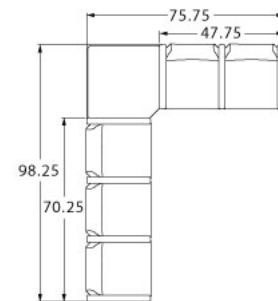
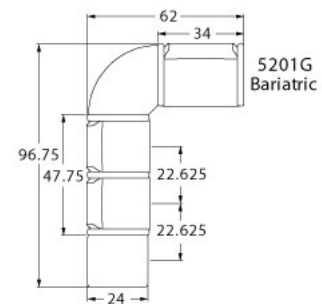


Description

- Spec's Gravity Public Seating offers specifiers outstanding value in an eco-friendly design.
- Your layout possibilities are unlimited with spacer, radius and corner tables – for both standard and bariatric seating in virtually any combination.
- Bariatric seating is a 30" wide seat and is load tested to 750 lbs. Cannot be connected to other bariatric seats.
- 21" seat width is standard.
- Standard with steel arms.
- Choice of wood or black polyurethane arms at an upcharge.
- Wood and polyurethane arms are replaceable in the field.
- All models offer a choice of no center arms, half arms or full arms to the floor.
- Glides and separate seat and Flex Back are standard.
- Please send a drawing of the configuration you require with your order.
- For fabrics you wish railroaded or repeats larger than 5" x 5", please contact the factory with repeat information and yardage requirement will be provided.



LAYOUTS AND DIMENSIONS





GRAVITY Public Seating



PRODUCT CODE

52 2 1 M

Series	Center Arm	# Seats	Chair Type
52 : Gravity	0 : Outside Arms 1 : Half Arms 2 : Full Arms	1 : Single Seat 2 : Two-Seat 3 : Three-Seat	M : Mid Back H : Highback G : Bariatric

OPTIONS

ARM TYPE



Polyurethane



Wood



Steel

FINISHES

FRAME



Select from one of our 76 standard Spectone colors

FABRIC



Select fabrics from one of our textile partners

ARMS



Black

Sterling Grey

Taupe


Select from one of our 9 standard wood stains or stain-to-match at no upcharge

See Spectone Card or specfurniture.com/materials/finishes for a complete list of finish options and colors.



GRAVITY Public Seating

HOW TO ORDER



Specify Model

- A Specify Fabric - Seat¹
Manufacturer, Pattern Name, Color
- B Specify Fabric - Back¹
Manufacturer, Pattern Name, Color
- C Specify Frame Finish

Optional: Wood or Polyurethane Arms, CAL 133, Moisture Barrier, Connecting and Freestanding Tables

¹ When multiple fabrics are specified on two and three seat chairs, please provide a drawing and legend for fabric placement.



Shown with optional Polyurethane arm.

Model	Fabric - Seat	Fabric - Back	Frame Finish	Arm Type and Color
5201M	Momentum, Beeline, Canvas	Momentum, Beeline, Canvas	Silver	Polyurethane, Black



GRAVITY Public Seating

Single Seater with arms

Standard Features

- Separate seat and Flex Back
- Steel arms
- Fully welded wall-saving frame
- Frame in any Spectone color
- Velcro removable back covers
- Replaceable seats
- Use in connected layouts at no upcharge
- Glides
- Ships assembled
- Ships 1/carton 15 cu ft

Options

- Field-replaceable polyurethane arms (P) available in Black, Sterling Grey and Taupe (RAL 7006), add \$110 List
- Field-replaceable wood arms (W) in Natural Maple, add \$158 List. Available in any of 9 standard stains or stain-to-match at no upcharge
- Connected and freestanding tables
- Antibacterial and antimicrobial fabrics available
- Different fabric on seat and back at no upcharge
- CAL 133

Contact Spec Customer Service to railroad fabrics (specify repeat info and yardage requirement will be provided) and for repeats greater than 5" x 5"



Single Seater with arms

COM 1.75 yds
 0.75 yd COM per single seat
 1.0 yd COM per single back

MODEL	COM	GR 1	GR 2	GR 3	GR 4	GR 5	GR 6
5201M	831	922	951	1013	1101	1171	1263

Dimensions (inches)

seat H	18.0	seat W	21.0	arm H	26.5
total H	35.75	total W	25.0	depth	27.5

Exceeds BIFMA Seating Durability Test to 500 lbs per chair
 CAL 133, add \$120 List per chair



5201M*
39 lbs

*Shown with optional polyurethane arms



GRAVITY Public Seating

Two and Three Seaters with outside arms

Standard Features

- Separate seat and Flex Back
- Steel arms
- Fully welded wall-saving frame
- Frame in any Spectone color
- Velcro removable back covers
- Replaceable seats
- Use in connected layouts at no upcharge
- Glides
- Ships assembled
- Ships 1/carton 26 cu ft (2 seater),
1/carton 39 cu ft (3 seater)

Options

- Field-replaceable polyurethane arms (P) available in Black, Sterling Grey and Taupe (RAL 7006), add \$110 List
- Field-replaceable wood arms (W) in Natural Maple, add \$158 List. Available in any of 9 standard stains or stain-to-match at no upcharge
- Connected and freestanding tables
- Antibacterial and antimicrobial fabrics available
- Different fabric on seat and back at no upcharge
- CAL 133

Contact Spec Customer Service to railroad fabrics (specify repeat info and yardage requirement will be provided) and for repeats greater than 5" x 5"



Two Seater with outside arms

COM 3.5 yds
0.75 yd COM per single seat
1.0 yd COM per single back

MODEL	COM	GR 1	GR 2	GR 3	GR 4	GR 5	GR 6
5202M	1507	1687	1746	1870	2046	2185	2368

Dimensions (inches)

seat H	18.0	seat W	21.0	arm H	26.5
total H	35.75	total W	46.0	depth	27.5

Exceeds BIFMA Seating Durability Test to 500 lbs per two seater
CAL 133, add \$240 List per two seater



5202M*
65 lbs

Three Seater with outside arms

COM 5.25 yds
0.75 yd COM per single seat
1.0 yd COM per single back

MODEL	COM	GR 1	GR 2	GR 3	GR 4	GR 5	GR 6
5203M	2193	2465	2554	2738	3006	3215	3488

Dimensions (inches)

seat H	18.0	seat W	21.0	arm H	26.5
total H	35.75	total W	67.0	depth	27.5

Exceeds BIFMA Seating Durability Test to 500 lbs per three seater
CAL 133, add \$360 List per three seater



5203M*
91 lbs

*Shown with optional polyurethane arms



GRAVITY Public Seating

Two and Three Seaters with half arms

Standard Features

- Separate seat and Flex Back
- Steel arms
- Fully welded wall-saving frame
- Frame in any Spectone color
- Velcro removable back covers
- Replaceable seats
- Use in connected layouts at no upcharge
- Glides
- Ships assembled
- Ships 1/carton 26 cu ft (2 seater),
1/carton 39 cu ft (3 seater)

Options

- Field-replaceable polyurethane arms (P) available in Black, Sterling Grey and Taupe (RAL 7006), add \$165 List for 5212M or \$220 List for 5213M
- Field-replaceable wood arms (W) in Natural Maple, add \$237 List for 5212M or \$316 List for 5213M. Available in any of 9 standard stains or stain-to-match at no upcharge
- Connected and freestanding tables
- Antibacterial and antimicrobial fabrics available
- Different fabric on seat and back at no upcharge
- CAL 133

Contact Spec Customer Service to railroad fabrics (specify repeat info and yardage requirement will be provided) and for repeats greater than 5" x 5"



Two Seater with half arms

COM 3.5 yds
0.75 yd COM per single seat
1.0 yd COM per single back

MODEL	COM	GR 1	GR 2	GR 3	GR 4	GR 5	GR 6
5212M	1617	1798	1856	1982	2156	2295	2477

Dimensions (inches)

seat H	18.0	seat W	21.0	arm H	26.5
total H	35.75	total W	47.75	depth	27.5

Exceeds BIFMA Seating Durability Test to 500 lbs per two seater
CAL 133, add \$240 List per two seater



5212M*
67 lbs

Three Seater with half arms

COM 5.25 yds
0.75 yd COM per single seat
1.0 yd COM per single back

MODEL	COM	GR 1	GR 2	GR 3	GR 4	GR 5	GR 6
5213M	2427	2697	2786	2970	3238	3448	3719

Dimensions (inches)

seat H	18.0	seat W	21.0	arm H	26.5
total H	35.75	total W	70.25	depth	27.5

Exceeds BIFMA Seating Durability Test to 500 lbs per two seater
CAL 133, add \$360 List per three seater



5213M*
93 lbs

*Shown with optional polyurethane arms



GRAVITY Public Seating

Two and Three Seaters with full arms

Standard Features

- Separate seat and Flex Back
- Steel arms
- Fully welded wall-saving frame
- Frame in any Spectone color
- Velcro removable back covers
- Replaceable seats
- Use in connected layouts at no upcharge
- Glides
- Ships assembled
- Ships 1/carton 26 cu ft (2 seater),
1/carton 39 cu ft (3 seater)

Options

- Field-replaceable polyurethane arms (P) available in Black, Sterling Grey and Taupe (RAL 7006), add \$165 List for 5222M or \$220 List for 5223M
- Field-replaceable wood arms (W) in Natural Maple, add \$237 List for 5222M or \$316 List for 5223M. Available in any of 9 standard stains or stain-to-match at no upcharge
- Connected and freestanding tables
- Antibacterial and antimicrobial fabrics available
- Different fabric on seat and back at no upcharge
- CAL 133

Contact Spec Customer Service to railroad fabrics (specify repeat info and yardage requirement will be provided) and for repeats greater than 5" x 5"



Two Seater with full arms

COM 3.5 yds
0.75 yd COM per single seat
1.0 yd COM per single back

MODEL	COM	GR 1	GR 2	GR 3	GR 4	GR 5	GR 6
5222M	1617	1798	1856	1982	2156	2295	2477

Dimensions (inches)

seat H	18.0	seat W	21.0	arm H	26.5
total H	35.75	total W	47.75	depth	27.5

Exceeds BIFMA Seating Durability Test to 500 lbs per two seater
CAL 133, add \$240 List per two seater



5222M*
68 lbs

Three Seater with full arms

COM 5.25 yds
0.75 yd COM per single seat
1.0 yd COM per single back

MODEL	COM	GR 1	GR 2	GR 3	GR 4	GR 5	GR 6
5223M	2427	2697	2786	2970	3238	3448	3719

Dimensions (inches)

seat H	18.0	seat W	21.0	arm H	26.5
total H	35.75	total W	70.25	depth	27.5

Exceeds BIFMA Seating Durability Test to 500 lbs per three seater
CAL 133, add \$360 List per three seater



5223M*
94 lbs

*Shown with optional polyurethane arms



GRAVITY Public Seating

Bariatric Single Seater with arms

Standard Features

- Separate seat and Flex Back
- Steel arms
- Fully welded wall-saving frame
- Frame in any Spectone color
- Velcro removable back covers
- Replaceable seats
- Use in connected layouts at no upcharge
- Glides
- Cannot connect bariatric seating to bariatric seating
- Ships assembled
- Ships 1/carton 20 cu ft

Options

- Field-replaceable polyurethane arms (P) available in Black, Sterling Grey and Taupe (RAL 7006), add \$110 List
- Field-replaceable wood arms (W) in Natural Maple, add \$158 List. Available in any of 9 standard stains or stain-to-match at no upcharge
- Connected and freestanding tables
- Antibacterial and antimicrobial fabrics available
- Different fabric on seat and back at no upcharge
- CAL 133

Contact Spec Customer Service to railroad fabrics (specify repeat info and yardage requirement will be provided) and for repeats greater than 5" x 5"



Bariatric Single Seater with arms

COM 3.0 yds
 1.5 yd COM per single seat
 1.5 yd COM per single back

MODEL	COM	GR 1	GR 2	GR 3	GR 4	GR 5	GR 6
5201G	1034	1214	1273	1399	1574	1713	1895

Dimensions (inches)

seat H	18.0	seat W	30.0	arm H	26.5
total H	35.75	total W	34.0	depth	27.5

Exceeds BIFMA Seating Durability Test to 750 lbs per chair
 CAL 133, add \$163 List per chair



5201G*
53 lbs

*Shown with optional polyurethane arms



GRAVITY Public Seating

Highback Single Seater with arms – Ottoman and Headrest

Standard Features

- Separate seat and Flex Back
- Steel arms
- Fully welded wall-saving frame
- Frame in any Spectone color
- Velcro removable back covers
- Replaceable seats
- Use in connected layouts at no upcharge
- Glides
- Ships assembled
- Ships 1/carton 18 cu ft

Options

- Field-replaceable polyurethane arms (P) available in Black, Sterling Grey and Taupe (RAL 7006), add \$110 List
- Field-replaceable wood arms (W) in Natural Maple, add \$158 List. Available in any of 9 standard stains or stain-to-match at no upcharge
- Connected and freestanding tables
- Antibacterial and antimicrobial fabrics available
- Different fabric on seat and back at no upcharge
- CAL 133

Contact Spec Customer Service to railroad fabrics (specify repeat info and yardage requirement will be provided) and for repeats greater than 5" x 5"



Highback Single Seater with arms

COM 1.85 yds
 0.75 yd COM per single seat
 1.1 yds COM per single back

MODEL	COM	GR 1	GR 2	GR 3	GR 4	GR 5	GR 6
5201H	891	1000	1036	1110	1217	1300	1409

Dimensions (inches)

seat H	18.0	seat W	21.0	arm H	26.5
total H	44.5	total W	25.0	depth	27.5

Exceeds BIFMA Seating Durability Test to 500 lbs per chair
 CAL 133, add \$127 List per chair



5201H*
42 lbs

*Shown with optional polyurethane arms



GRAVITY Public Seating

Freestanding Lounge Tables – Corner and Spacer Connecting Tables

Standard Features

- Tops in laminate or veneer
- Select laminate tops from 15 standard laminates or choose any standard Wilsonart, Nevamar, Formica, Arborite and Pionite matte finish laminates at no upcharge.
- Freestanding lounge tables available with PVC Flat (PVF), 2mm (2MM), exposed Baltic Birch plywood (PF, PKNR) or hardwood (HB) edge
- Connecting table tops available with PVC Flat (PVF) edge, Self edge (SE) or hardwood (HB) edge
- 9 standard veneer and hardwood edge stains. Stain-to-match available at no upcharge.
- 1.75" post legs in any Spectone color
- Tops utilize NU Green earth friendly core
- Glides
- 18" height

Options

- Non-standard laminates, contact Spec for pricing
- Custom size spacer tables for restricted spaces
- Other sizes may be available

Radius Corner Tables are recommended for open areas



Freestanding Lounge Tables

Model	Laminate PVF/SE/2MM	Laminate PF/PKNR/HB	Veneer HB	Weight	Cu.Ft.
52 - 24 x 24 SQ	654	850	1004	28	7.2
52 - 24 x 48 RE	816	1031	1248	48	18
52 - 30 x 30 SQ	761	903	1069	43	13.5
52 - 24 DIA	623	984	1188	26	7.2
52 - 30 DIA	727	1082	1292	40	7.2



Corner and Spacer Connecting Tables

Model	Laminate PVF/SE	Laminate HB Edge	Veneer HB Edge	Weight	Cu.Ft.
52RC - 28 x 28 <i>Radius Corner Table</i>	704	882	1091	26	2
52SC - 28 x 28 <i>Square Corner Table</i>	704	882	1091	26	2
52TC - 45 degree <i>Corner Table</i>	704	882	1091	19	2
52ST - 21 x 24 <i>Spacer Table</i>	542	738	890	19	2
52ET - 21 x 24 <i>End Table</i>	590	785	939	19	2

