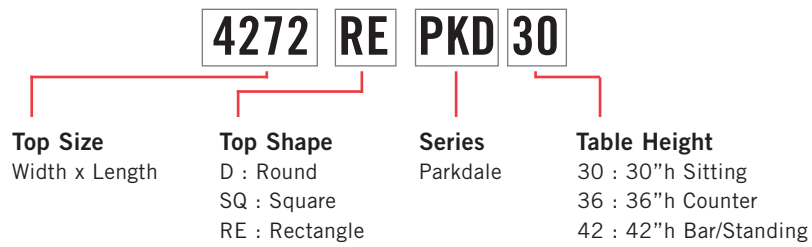




PARKDALE TABLE ^{NEW}



PRODUCT CODE




OPTIONS

SPLIT TOP



FINISHES

LAMINATE



Select from 15 standard laminates or choose any standard Wilsonart, Nevamar, Formica, Arborite and Pionite matte finish laminates for no extra charge

VENEER




Select from one of our 9 standard wood stains or stain-to-match for no extra charge

BASE



Select from one of our 76 standard Spectone colors

EDGE




See Spectone Card or specfurniture.com/materials/finishes for a complete list of finish options and colors.



PARKDALE TABLE NEW

HOW TO ORDER



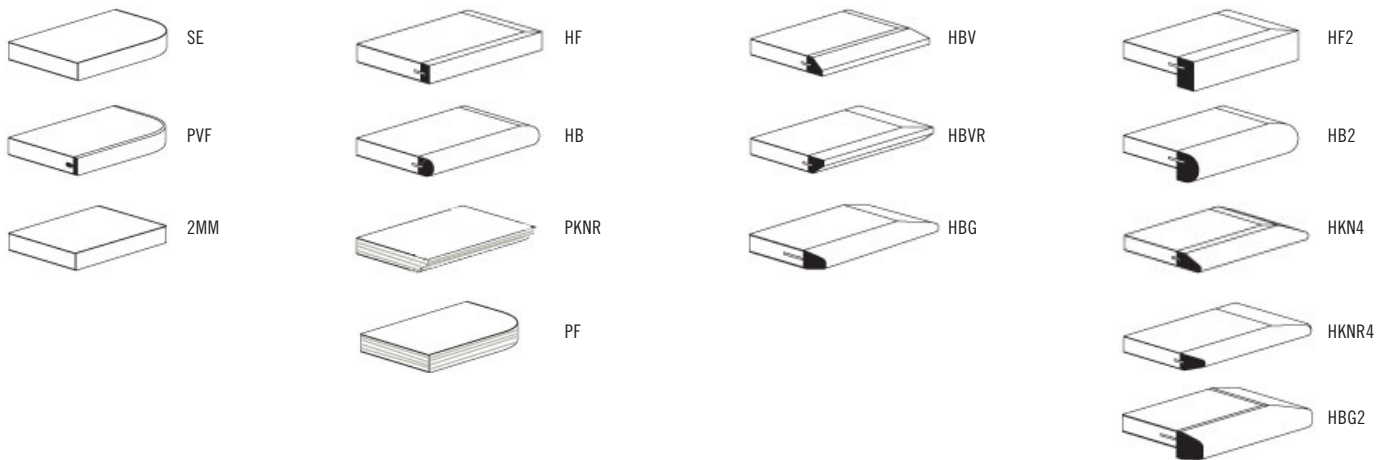
Specify Top Size (Width x Length) and Shape

- A** Specify Top Type and Finish
For Laminate Top: Manufacturer, Laminate Name, Laminate Code
For Veneer Top: Wood Species & Stain
 - B** Specify Edge Type, (for hardwood: Style), and Finish
PVF/2mm/Self Edge/Exposed Baltic Birch Plywood/Hardwood
 - C** Specify Base Style and Finish
- Optional: Split Top, Power and Data Modules, Wire Management Solutions



Top Size and Shape	Top Type and Finish	Edge Type and Finish	Base Style and Finish	Option
42 x 72, Rectangle	Laminate, Arborite, Brown Sugar	Hardwood, HF, Custom Brown Sugar Stain	PKD30, Silver	Split Top

EDGE PROFILES





PARKDALE TABLE ^{NEW} COLLABORATIVE - 30" HIGH



MODEL	TABLETOPS <i>Number of Sections</i>	BASES		TOP SPECIFICATIONS						OPTIONS <i>Split Top ²</i>	LBS
		Code	Qty.	<i>For Laminate Top</i>			<i>For Veneer Top</i>				
				SE PVF 2MM	HF HB PKNR ¹ PF ¹	HBV HBVR HBG	HF2 HB2 HKNR4 HBG2	HF HB HBV HBVR HBG	HF2 HB2 HKNR4 HBG2		
<i>Round</i>											
42D	1	PKD30	4	2357	2945	3071	3342	3368	3687	102	114
48D	1	PKD30	4	2381	3169	3307	3442	3925	4335	102	126
60D	1	PKD30	4	2726	4045	4274	4446	5146	5800	102	162
<i>Square</i>											
36 X 36SQ	1	PKD30	4	2085	2312	2376	2590	2598	2802	102	112
42 X 42SQ	1	PKD30	4	2372	2701	2802	2904	2974	3253	102	125
48 X 48SQ	1	PKD30	4	2529	2817	2924	2972	3358	3718	102	139
60 X 60SQ	1	PKD30	4	2710	3424	3603	3798	4272	4836	102	183



¹ Exposed Baltic Birch plywood edge (PKNR, PF) can only be specified on square or rectangle tops up to 47-1/2" x 95-1/2". Clear finish only.

² For SE, PVF and 2MM edges only. For hardwood edge tables, call Customer Service. Please note that regardless of the outside edge profile, the edge along the split will need to have a flat profile, please specify.



PKD30



PKD30



VERTICAL WIRE MANAGER

STANDARD FEATURES

- Select from 15 standard laminates or choose any standard Wilsonart, Nevamar, Formica, Arborite and Pionite matte finish laminates for no extra charge. For other laminate please contact the factory for pricing.
- 9 standard veneer and hardwood edge stains. Stain-to-match available for no extra charge.
- Standard with leveling glides.
- Bases available in any Spectone color.
- Standard 30" table height.

OPTIONS

- For Vertical Wire Manager that magnetically attaches to the base, add **\$159** List each.
- For Velcro Wire Manager (**VELCROWIREMGR**) that affixes to underside of table, add **\$13** List each.
- For Power & Data modules, please see Table Accessories Price List.
- To add Ashley 210 Clamp Mount with 2 power, 2 USB, 72" cord add **\$ 366** List each, and specify color (module/clamp)

HOW TO ORDER

1. Select Model
2. Select Base
3. Select Edge Style
4. Select Options
5. Select Top Finish
6. Select Edge Finish
7. Select Base Finish

Example: 42D - PKD30 - PVF -
 MODEL | BASE | EDGE | OPTIONS



Black/Black
Gray/Silver
White/White

ASH2P2U-B
ASH2P2U-S
ASH2P2U-W



PARKDALE TABLE ^{NEW} COLLABORATIVE - 30" HIGH

MODEL	TABLETOPS		BASES		TOP SPECIFICATIONS						OPTIONS	LBS
	Number of Sections	Code	Qty.	For Laminate Top			For Veneer Top			Split Top ²		
				SE PVF 2MM	HF HB PKNR ¹ PF ¹	HBV HBVR HBG	HF2 HB2 HKNR4 HBG2	HF HB HBV HBV	HF2 HB2 HKNR4 HBG2	SE PVF 2MM		
<i>Rectangle</i>												
36 X 72RE	1	PKD30	4	2470	2949	3072	3357	3496	3905	102	160	
36 X 84RE	1	PKD30	4	2817	3330	3492	3739	3901	4383	102	176	
36 X 96RE	1	PKD30	4	2825	3556	3739	4028	4214	4748	102	193	
36 X 108RE	1	PKD30	4	2960	3648	3860	4174	4410	5014	102	209	
36 X 120RE	1	PKD30	6	3901	4785	5011	5369	5596	6286	102	257	
36 X 144RE	2	PKD30	6	4164	5123	5369	5940	6215	7034	204	289	
36 X 168RE	2	PKD30	6	4639	5886	6206	6948	7306	8371	204	322	
36 X 192RE	2	PKD30	6	4875	6337	6704	7280	7651	8721	204	354	
36 X 216RE	2	PKD30	8	6047	7422	7847	8474	8945	10155	204	418	
42 X 72RE	1	PKD30	4	2771	3234	3395	3642	3801	4283	102	170	
42 X 84RE	1	PKD30	4	3070	3511	3687	4114	4254	4812	102	188	
42 X 96RE	1	PKD30	4	3124	4053	4304	4557	4933	5659	102	206	
42 X 108RE	1	PKD30	4	3322	4437	4701	5271	5355	6145	102	224	
42 X 120RE	1	PKD30	6	4350	5548	5833	6445	6535	7384	102	274	
42 X 144RE	2	PKD30	6	4754	6472	6847	7429	7291	8312	204	310	
42 X 168RE	2	PKD30	6	5268	6999	7425	8238	8050	9238	204	346	
42 X 192RE	2	PKD30	6	5597	7850	8369	9528	9133	10553	204	382	
42 X 216RE	2	PKD30	8	7129	9359	9929	11164	10788	12389	204	449	



¹ Exposed Baltic Birch plywood edge (PKNR, PF) can only be specified on square or rectangle tops up to 47-1/2" x 95-1/2". Clear finish only.

² For SE, PVF and 2MM edges only. For hardwood edge tables, call Customer Service. Please note that regardless of the outside edge profile, the edge along the split will need to have a flat profile, please specify.



PKD30



VERTICAL WIRE MANAGER

STANDARD FEATURES

- Select from 15 standard laminates or choose any standard Wilsonart, Nevamar, Formica, Arborite and Pionite matte finish laminates for no extra charge. For other laminate please contact the factory for pricing.
- 9 standard veneer and hardwood edge stains. Stain-to-match available for no extra charge.
- Standard with leveling glides.
- Bases available in any Spectone color.
- Standard 30" table height.

OPTIONS

- For Vertical Wire Manager that magnetically attaches to the base, add **\$159** List each.
- For Velcro Wire Manager (**VELCROWIREMGR**) that affixes to underside of table, add **\$13** List each.
- For Power & Data modules, please see Table Accessories Price List.
- To add Ashley 210 Clamp Mount with 2 power, 2 USB, 72" cord add **\$ 366** List each, and specify color (module/clamp)

HOW TO ORDER

1. Select Model
2. Select Base
3. Select Edge Style
4. Select Options
5. Select Top Finish
6. Select Edge Finish
7. Select Base Finish

Example: 36120RE - PKD30 - PVF -



Black/Black
Gray/Silver
White/White

ASH2P2U-B
ASH2P2U-S
ASH2P2U-W



PARKDALE TABLE ^{NEW} COLLABORATIVE - 30" HIGH

MODEL	TABLETOPS <i>Number of Sections</i>	BASES		TOP SPECIFICATIONS						OPTIONS <i>Split Top ²</i>	LBS
		Code	Qty.	<i>For Laminate Top</i>			<i>For Veneer Top</i>				
				SE PVF 2MM	HF HB PKNR ¹ PF ¹	HBV HBVR HBG	HF2 HB2 HKNR4 HBG2	HF HB HBV HBVR HBG	HF2 HB2 HKNR4 HBG2		
<i>Rectangle</i>											
48 X 72RE	1	PKD30	4	2780	3461	3644	4053	4119	4654	102	179
48 X 84RE	1	PKD30	4	3071	3768	3982	4399	4524	5161	102	199
48 X 96RE	1	PKD30	4	3124	4053	4304	4557	4933	5659	102	219
48 X 108RE	1	PKD30	4	3344	4459	4723	5292	5376	6166	102	239
48 X 120RE	1	PKD30	6	4371	5570	5853	6466	6556	7406	102	291
48 X 144RE	2	PKD30	6	4775	6494	6868	7451	7312	8334	204	331
48 X 168RE	2	PKD30	6	5289	7019	7446	8259	8072	9259	204	371
48 X 192RE	2	PKD30	6	5619	7872	8390	9550	9154	10574	204	411
48 X 216RE	2	PKD30	8	7149	9380	9951	11185	10809	12410	204	482
60 X 72RE	1	PKD30	4	3124	4053	4304	4557	4933	5659	102	207
60 X 84RE	1	PKD30	4	3342	4408	4698	4988	5422	6259	102	230
60 X 96RE	1	PKD30	4	3469	4668	4951	5564	5654	6504	102	254
60 X 108RE	1	PKD30	4	3803	5469	5834	6396	6262	7252	102	278
60 X 120RE	1	PKD30	6	4865	6657	7049	7652	7509	8575	102	334
60 X 144RE	2	PKD30	6	5322	7473	7941	8666	8495	9773	204	381
60 X 168RE	2	PKD30	6	5781	8289	8834	9682	9481	10971	204	429
60 X 192RE	2	PKD30	6	6424	9431	10083	11101	10861	12650	204	476
60 X 216RE	2	PKD30	8	7804	11189	11926	13068	12798	14807	204	555



¹ Exposed Baltic Birch plywood edge (PKNR, PF) can only be specified on square or rectangle tops up to 47-1/2" x 95-1/2". Clear finish only.

² For SE, PVF and 2MM edges only. For hardwood edge tables, call Customer Service. Please note that regardless of the outside edge profile, the edge along the split will need to have a flat profile, please specify.



PKD30



VERTICAL WIRE MANAGER

STANDARD FEATURES

- Select from 15 standard laminates or choose any standard Wilsonart, Nevamar, Formica, Arborite and Pionite matte finish laminates for no extra charge. For other laminate please contact the factory for pricing.
- 9 standard veneer and hardwood edge stains. Stain-to-match available for no extra charge.
- Standard with leveling glides.
- Bases available in any Spectone color.
- Standard 30" table height.

OPTIONS

- For Vertical Wire Manager that magnetically attaches to the base, add **\$159** List each.
- For Velcro Wire Manager (**VELCROWIREMGR**) that affixes to underside of table, add **\$13** List each.
- For Power & Data modules, please see Table Accessories Price List.
- To add Ashley 210 Clamp Mount with 2 power, 2 USB, 72" cord add \$ **366** List each, and specify color (module/clamp)

HOW TO ORDER

1. Select Model
2. Select Base
3. Select Edge Style
4. Select Options
5. Select Top Finish
6. Select Edge Finish
7. Select Base Finish

Example: 60120RE - PKD30 - PVF -



Black/Black
Gray/Silver
White/White

ASH2P2U-B
ASH2P2U-S
ASH2P2U-W



PARKDALE TABLE ^{NEW} COLLABORATIVE - 36" HIGH



MODEL	TABLETOPS <i>Number of Sections</i>	BASES		TOP SPECIFICATIONS						OPTIONS <i>Split Top ²</i>	LBS
		<i>Code</i>	<i>Qty.</i>	<i>For Laminate Top</i>			<i>For Veneer Top</i>				
				SE PVF 2MM	HF HB PKNR ¹ PF ¹	HBV HBVR HBG	HF2 HB2 HKNR4 HBG2	HF HB HBV HBVR HBG	HF2 HB2 HKNR4 HBG2		
<i>Round</i>											
42D	1	PKD36	4	2385	2973	3099	3370	3396	3715	102	118
48D	1	PKD36	4	2409	3197	3335	3470	3953	4363	102	130
60D	1	PKD36	4	2754	4073	4302	4474	5174	5828	102	166
<i>Square</i>											
36 X 36SQ	1	PKD36	4	2113	2340	2404	2618	2626	2830	102	116
42 X 42SQ	1	PKD36	4	2400	2729	2830	2932	3002	3281	102	129
48 X 48SQ	1	PKD36	4	2557	2845	2952	3000	3386	3746	102	143
60 X 60SQ	1	PKD36	4	2738	3452	3631	3826	4300	4864	102	187



¹ Exposed Baltic Birch plywood edge (PKNR, PF) can only be specified on square or rectangle tops up to 47-1/2" x 95-1/2". Clear finish only.

² For SE, PVF and 2MM edges only. For hardwood edge tables, call Customer Service. Please note that regardless of the outside edge profile, the edge along the split will need to have a flat profile, please specify.



PKD30

Shown in 30"h



PKD30

Shown in 30"h



VERTICAL WIRE MANAGER

STANDARD FEATURES

- Select from 15 standard laminates or choose any standard Wilsonart, Nevamar, Formica, Arborite and Pionite matte finish laminates for no extra charge. For other laminate please contact the factory for pricing.
- 9 standard veneer and hardwood edge stains. Stain-to-match available for no extra charge.
- Standard with leveling glides.
- Bases available in any Spectone color.
- Standard 36" table height.

OPTIONS

- For Vertical Wire Manager that magnetically attaches to the base, add **\$159** List each.
- For Velcro Wire Manager (**VELCROWIREMGR**) that affixes to underside of table, add **\$13** List each.
- For Power & Data modules, please see Table Accessories Price List.
- To add Ashley 210 Clamp Mount with 2 power, 2 USB, 72" cord add **\$366** List each, and specify color (module/clamp)

HOW TO ORDER

1. Select Model
2. Select Base
3. Select Edge Style
4. Select Options
5. Select Top Finish
6. Select Edge Finish
7. Select Base Finish

Example: 42D - PKD36 - PVF -



Black/Black
Gray/Silver
White/White

ASH2P2U-B
ASH2P2U-S
ASH2P2U-W



PARKDALE TABLE ^{NEW} COLLABORATIVE - 36" HIGH

MODEL	TABLETOPS		BASES		TOP SPECIFICATIONS						OPTIONS	LBS
	Number of Sections	Code	Qty.	For Laminate Top			For Veneer Top			Split Top ²		
				SE PVF 2MM	HF HB PKNR ¹ PF ¹	HBV HBVR HBG	HF2 HB2 HKN4 HKNR4 HBG2	HF HB HBV HBVR HBG	HF2 HB2 HKN4 HKNR4 HBG2	SE PVF 2MM		
<i>Rectangle</i>												
36 X 72RE	1	PKD36	4	2498	2977	3100	3385	3524	3933	102	164	
36 X 84RE	1	PKD36	4	2845	3358	3520	3767	3929	4411	102	180	
36 X 96RE	1	PKD36	4	2853	3584	3767	4056	4242	4776	102	197	
36 X 108RE	1	PKD36	4	2988	3676	3888	4202	4438	5042	102	213	
36 X 120RE	1	PKD36	6	3943	4827	5053	5411	5638	6328	102	263	
36 X 144RE	2	PKD36	6	4206	5165	5411	5982	6257	7076	204	295	
36 X 168RE	2	PKD36	6	4681	5928	6248	6990	7348	8413	204	328	
36 X 192RE	2	PKD36	6	4917	6379	6746	7322	7693	8763	204	360	
36 X 216RE	2	PKD36	8	6104	7479	7904	8531	9002	10212	204	426	
42 X 72RE	1	PKD36	4	2799	3262	3423	3670	3829	4311	102	174	
42 X 84RE	1	PKD36	4	3098	3539	3715	4142	4282	4840	102	192	
42 X 96RE	1	PKD36	4	3152	4081	4332	4585	4961	5687	102	210	
42 X 108RE	1	PKD36	4	3350	4465	4729	5299	5383	6173	102	228	
42 X 120RE	1	PKD36	6	4392	5590	5875	6487	6577	7426	102	280	
42 X 144RE	2	PKD36	6	4796	6514	6889	7471	7333	8354	204	316	
42 X 168RE	2	PKD36	6	5310	7041	7467	8280	8092	9280	204	352	
42 X 192RE	2	PKD36	6	5639	7892	8411	9570	9175	10595	204	388	
42 X 216RE	2	PKD36	8	7186	9416	9986	11221	10845	12446	204	457	



¹ Exposed Baltic Birch plywood edge (PKNR, PF) can only be specified on square or rectangle tops up to 47-1/2" x 95-1/2". Clear finish only.

² For SE, PVF and 2MM edges only. For hardwood edge tables, call Customer Service. Please note that regardless of the outside edge profile, the edge along the split will need to have a flat profile, please specify.



PKD36



VERTICAL WIRE MANAGER

STANDARD FEATURES

- Select from 15 standard laminates or choose any standard Wilsonart, Nevamar, Formica, Arborite and Pionite matte finish laminates for no extra charge. For other laminate please contact the factory for pricing.
- 9 standard veneer and hardwood edge stains. Stain-to-match available for no extra charge.
- Standard with leveling glides.
- Bases available in any Spectone color.
- Standard 36" table height.

OPTIONS

- For Vertical Wire Manager that magnetically attaches to the base, add **\$159** List each.
- For Velcro Wire Manager (**VELCROWIREMGR**) that affixes to underside of table, add **\$13** List each.
- For Power & Data modules, please see Table Accessories Price List.
- To add Ashley 210 Clamp Mount with 2 power, 2 USB, 72" cord add **\$ 366** List each, and specify color (module/clamp)

HOW TO ORDER

1. Select Model
2. Select Base
3. Select Edge Style
4. Select Options
5. Select Top Finish
6. Select Edge Finish
7. Select Base Finish

Example: 36120RE - PKD36 - PVF -



Black/Black
Gray/Silver
White/White

ASH2P2U-B
ASH2P2U-S
ASH2P2U-W



PARKDALE TABLE ^{NEW} COLLABORATIVE - 36" HIGH

MODEL	TABLETOPS		BASES		TOP SPECIFICATIONS						OPTIONS	LBS
	Number of Sections	Code	Qty.	For Laminate Top			For Veneer Top			Split Top ²		
				SE PVF 2MM	HF HB PKNR ¹ PF ¹	HBV HBVR HBG	HF2 HB2 HKNR4 HBG2	HF HB HBV HBVR HBG	HF2 HB2 HKNR4 HBG2		SE PVF 2MM	
<i>Rectangle</i>												
48 X 72RE	1	PKD36	4	2808	3489	3672	4081	4147	4682	102	183	
48 X 84RE	1	PKD36	4	3099	3796	4010	4427	4552	5189	102	203	
48 X 96RE	1	PKD36	4	3152	4081	4332	4585	4961	5687	102	223	
48 X 108RE	1	PKD36	4	3372	4487	4751	5320	5404	6194	102	243	
48 X 120RE	1	PKD36	6	4413	5612	5895	6508	6598	7448	102	297	
48 X 144RE	2	PKD36	6	4817	6536	6910	7493	7354	8376	204	337	
48 X 168RE	2	PKD36	6	5331	7061	7488	8301	8114	9301	204	377	
48 X 192RE	2	PKD36	6	5661	7914	8432	9592	9196	10616	204	417	
48 X 216RE	2	PKD36	8	7206	9437	10008	11242	10866	12467	204	490	
60 X 72RE	1	PKD36	4	3152	4081	4332	4585	4961	5687	102	211	
60 X 84RE	1	PKD36	4	3370	4436	4726	5016	5450	6287	102	234	
60 X 96RE	1	PKD36	4	3497	4696	4979	5592	5682	6532	102	258	
60 X 108RE	1	PKD36	4	3831	5497	5862	6424	6290	7280	102	282	
60 X 120RE	1	PKD36	6	4907	6699	7091	7694	7551	8617	102	340	
60 X 144RE	2	PKD36	6	5364	7515	7983	8708	8537	9815	204	387	
60 X 168RE	2	PKD36	6	5823	8331	8876	9724	9523	11013	204	435	
60 X 192RE	2	PKD36	6	6466	9473	10125	11143	10903	12692	204	482	
60 X 216RE	2	PKD36	8	7861	11246	11983	13125	12855	14864	204	563	



¹ Exposed Baltic Birch plywood edge (PKNR, PF) can only be specified on square or rectangle tops up to 47-1/2" x 95-1/2". Clear finish only.

² For SE, PVF and 2MM edges only. For hardwood edge tables, call Customer Service. Please note that regardless of the outside edge profile, the edge along the split will need to have a flat profile, please specify.



PKD36



VERTICAL WIRE MANAGER

STANDARD FEATURES

- Select from 15 standard laminates or choose any standard Wilsonart, Nevamar, Formica, Arborite and Pionite matte finish laminates for no extra charge. For other laminate please contact the factory for pricing.
- 9 standard veneer and hardwood edge stains. Stain-to-match available for no extra charge.
- Standard with leveling glides.
- Bases available in any Spectone color.
- Standard 36" table height.

OPTIONS

- For Vertical Wire Manager that magnetically attaches to the base, add **\$159** List each.
- For Velcro Wire Manager (**VELCROWIREMGR**) that affixes to underside of table, add **\$13** List each.
- For Power & Data modules, please see Table Accessories Price List.
- To add Ashley 210 Clamp Mount with 2 power, 2 USB, 72" cord add \$ **366** List each, and specify color (module/clamp)

HOW TO ORDER

1. Select Model
2. Select Base
3. Select Edge Style
4. Select Options
5. Select Top Finish
6. Select Edge Finish
7. Select Base Finish

Example: 60120RE - PKD36 - PVF -



Black/Black
Gray/Silver
White/White

ASH2P2U-B
ASH2P2U-S
ASH2P2U-W



PARKDALE TABLE ^{NEW} COLLABORATIVE - 42" HIGH



MODEL	TABLETOPS <i>Number of Sections</i>	BASES		TOP SPECIFICATIONS						OPTIONS <i>Split Top ²</i>	LBS
		<i>Code</i>	<i>Qty.</i>	<i>For Laminate Top</i>			<i>For Veneer Top</i>				
				SE PVF 2MM	HF HB PKNR ¹ PF ¹	HBV HBVR HBG	HF2 HB2 HKN4 HKNR4 HBG2	HF HB HBV HBVR HBG	HF2 HB2 HKN4 HKNR4 HBG2		
<i>Round</i>											
42D	1	PKD42	4	2410	2998	3124	3395	3421	3740	102	122
48D	1	PKD42	4	2434	3222	3360	3495	3978	4388	102	134
60D	1	PKD42	4	2779	4098	4327	4499	5199	5853	102	170
<i>Square</i>											
36 X 36SQ	1	PKD42	4	2138	2365	2429	2643	2651	2855	102	120
42 X 42SQ	1	PKD42	4	2425	2754	2855	2957	3027	3306	102	133
48 X 48SQ	1	PKD42	4	2582	2870	2977	3025	3411	3771	102	147
60 X 60SQ	1	PKD42	4	2763	3477	3656	3851	4325	4889	102	191



¹ Exposed Baltic Birch plywood edge (PKNR, PF) can only be specified on square or rectangle tops up to 47-1/2" x 95-1/2". Clear finish only.

² For SE, PVF and 2MM edges only. For hardwood edge tables, call Customer Service. Please note that regardless of the outside edge profile, the edge along the split will need to have a flat profile, please specify.



PKD30

Shown in 30"h



PKD30

Shown in 30"h

STANDARD FEATURES

- Select from 15 standard laminates or choose any standard Wilsonart, Nevamar, Formica, Arborite and Pionite matte finish laminates for no extra charge. For other laminate please contact the factory for pricing.
- 9 standard veneer and hardwood edge stains. Stain-to-match available for no extra charge.
- Standard with leveling glides.
- Bases available in any Spectone color.
- Standard 42" table height.



VERTICAL WIRE MANAGER

OPTIONS

- For Vertical Wire Manager that magnetically attaches to the base, add **\$159** List each.
- For Velcro Wire Manager (**VELCROWIREMGR**) that affixes to underside of table, add **\$13** List each.
- For Power & Data modules, please see Table Accessories Price List.
- To add Ashley 210 Clamp Mount with 2 power, 2 USB, 72" cord add **\$366** List each, and specify color (module/clamp)



Black/Black
Gray/Silver
White/White

ASH2P2U-B
ASH2P2U-S
ASH2P2U-W

HOW TO ORDER

1. Select Model
2. Select Base
3. Select Edge Style
4. Select Options
5. Select Top Finish
6. Select Edge Finish
7. Select Base Finish

Example: 42D - PKD42 - PVF -





PARKDALE TABLE ^{NEW} COLLABORATIVE - 42" HIGH

MODEL	TABLETOPS		BASES		TOP SPECIFICATIONS						OPTIONS	LBS
	Number of Sections	Code	Qty.	For Laminate Top			For Veneer Top			Split Top ²		
				SE PVF 2MM	HF HB PKNR ¹ PF ¹	HBV HBVR HBG	HF2 HB2 HKNR4 HBG2	HF HB HBV HBVR HBG	HF2 HB2 HKNR4 HBG2	SE PVF 2MM		
<i>Rectangle</i>												
36 X 72RE	1	PKD42	4	2523	3002	3125	3410	3549	3958	102	168	
36 X 84RE	1	PKD42	4	2870	3383	3545	3792	3954	4436	102	184	
36 X 96RE	1	PKD42	4	2878	3609	3792	4081	4267	4801	102	201	
36 X 108RE	1	PKD42	4	3013	3701	3913	4227	4463	5067	102	217	
36 X 120RE	1	PKD42	6	3980	4864	5090	5448	5675	6365	102	269	
36 X 144RE	2	PKD42	6	4243	5202	5448	6019	6294	7113	204	301	
36 X 168RE	2	PKD42	6	4718	5965	6285	7027	7385	8450	204	334	
36 X 192RE	2	PKD42	6	4954	6416	6783	7359	7730	8800	204	366	
36 X 216RE	2	PKD42	8	6153	7528	7953	8580	9051	10261	204	434	
42 X 72RE	1	PKD42	4	2824	3287	3448	3695	3854	4336	102	178	
42 X 84RE	1	PKD42	4	3123	3564	3740	4167	4307	4865	102	196	
42 X 96RE	1	PKD42	4	3177	4106	4357	4610	4986	5712	102	214	
42 X 108RE	1	PKD42	4	3375	4490	4754	5324	5408	6198	102	232	
42 X 120RE	1	PKD42	6	4429	5627	5912	6524	6614	7463	102	286	
42 X 144RE	2	PKD42	6	4833	6551	6926	7508	7370	8391	204	322	
42 X 168RE	2	PKD42	6	5347	7078	7504	8317	8129	9317	204	358	
42 X 192RE	2	PKD42	6	5676	7929	8448	9607	9212	10632	204	394	
42 X 216RE	2	PKD42	8	7235	9465	10035	11270	10894	12495	204	465	



¹ Exposed Baltic Birch plywood edge (PKNR, PF) can only be specified on square or rectangle tops up to 47-1/2" x 95-1/2". Clear finish only.

² For SE, PVF and 2MM edges only. For hardwood edge tables, call Customer Service. Please note that regardless of the outside edge profile, the edge along the split will need to have a flat profile, please specify.



PKD42



VERTICAL WIRE MANAGER

STANDARD FEATURES

- Select from 15 standard laminates or choose any standard Wilsonart, Nevamar, Formica, Arborite and Pionite matte finish laminates for no extra charge. For other laminate please contact the factory for pricing.
- 9 standard veneer and hardwood edge stains. Stain-to-match available for no extra charge.
- Standard with leveling glides.
- Bases available in any Spectone color.
- Standard 42" table height.

OPTIONS

- For Vertical Wire Manager that magnetically attaches to the base, add **\$159** List each.
- For Velcro Wire Manager (**VELCROWIREMGR**) that affixes to underside of table, add **\$13** List each.
- For Power & Data modules, please see Table Accessories Price List.
- To add Ashley 210 Clamp Mount with 2 power, 2 USB, 72" cord add \$ **366** List each, and specify color (module/clamp)

HOW TO ORDER

1. Select Model
2. Select Base
3. Select Edge Style
4. Select Options
5. Select Top Finish
6. Select Edge Finish
7. Select Base Finish

Example: 36120RE - PKD42- PVF -



Black/Black
Gray/Silver
White/White

ASH2P2U-B
ASH2P2U-S
ASH2P2U-W



PARKDALE TABLE ^{NEW} COLLABORATIVE - 42" HIGH

MODEL	TABLETOPS		BASES		TOP SPECIFICATIONS						OPTIONS	LBS
	Number of Sections	Code	Qty.	For Laminate Top			For Veneer Top			Split Top ²		
				SE PVF 2MM	HF HB PKNR ¹ PF ¹	HBV HBVR HBG	HF2 HB2 HKNR4 HBG2	HF HB HBV HBVR HBG	HF2 HB2 HKNR4 HBG2	SE PVF 2MM		
<i>Rectangle</i>												
48 X 72RE	1	PKD42	4	2833	3514	3697	4106	4172	4707	102	187	
48 X 84RE	1	PKD42	4	3124	3821	4035	4452	4577	5214	102	207	
48 X 96RE	1	PKD42	4	3177	4106	4357	4610	4986	5712	102	227	
48 X 108RE	1	PKD42	4	3397	4512	4776	5345	5429	6219	102	247	
48 X 120RE	1	PKD42	6	4450	5649	5932	6545	6635	7485	102	303	
48 X 144RE	2	PKD42	6	4854	6573	6947	7530	7391	8413	204	343	
48 X 168RE	2	PKD42	6	5368	7098	7525	8338	8151	9338	204	383	
48 X 192RE	2	PKD42	6	5698	7951	8469	9629	9233	10653	204	423	
48 X 216RE	2	PKD42	8	7255	9486	10057	11291	10915	12516	204	498	
60 X 72RE	1	PKD42	4	3177	4106	4357	4610	4986	5712	102	215	
60 X 84RE	1	PKD42	4	3395	4461	4751	5041	5475	6312	102	238	
60 X 96RE	1	PKD42	4	3522	4721	5004	5617	5707	6557	102	262	
60 X 108RE	1	PKD42	4	3856	5522	5887	6449	6315	7305	102	286	
60 X 120RE	1	PKD42	6	4944	6736	7128	7731	7588	8654	102	346	
60 X 144RE	2	PKD42	6	5401	7552	8020	8745	8574	9852	204	393	
60 X 168RE	2	PKD42	6	5860	8368	8913	9761	9560	11050	204	441	
60 X 192RE	2	PKD42	6	6503	9510	10162	11180	10940	12729	204	488	
60 X 216RE	2	PKD42	8	7910	11295	12032	13174	12904	14913	204	571	



¹ Exposed Baltic Birch plywood edge (PKNR, PF) can only be specified on square or rectangle tops up to 47-1/2" x 95-1/2". Clear finish only.

² For SE, PVF and 2MM edges only. For hardwood edge tables, call Customer Service. Please note that regardless of the outside edge profile, the edge along the split will need to have a flat profile, please specify.



PKD42



VERTICAL WIRE MANAGER

STANDARD FEATURES

- Select from 15 standard laminates or choose any standard Wilsonart, Nevamar, Formica, Arborite and Pionite matte finish laminates for no extra charge. For other laminate please contact the factory for pricing.
- 9 standard veneer and hardwood edge stains. Stain-to-match available for no extra charge.
- Standard with leveling glides.
- Bases available in any Spectone color.
- Standard 42" table height.

OPTIONS

- For Vertical Wire Manager that magnetically attaches to the base, add **\$159** List each.
- For Velcro Wire Manager (**VELCROWIREMGR**) that affixes to underside of table, add **\$13** List each.
- For Power & Data modules, please see Table Accessories Price List.
- To add Ashley 210 Clamp Mount with 2 power, 2 USB, 72" cord add \$ **366** List each, and specify color (module/clamp)

HOW TO ORDER

1. Select Model
2. Select Base
3. Select Edge Style
4. Select Options
5. Select Top Finish
6. Select Edge Finish
7. Select Base Finish

Example: 60120RE - PKD42 - PVF -



Black/Black
Gray/Silver
White/White

ASH2P2U-B
ASH2P2U-S
ASH2P2U-W