

POST LEGS TABLES



PRODUCT CODE

2430 RE P LO

Top Size

Width x Length

Top Shape

- D : Round
- SQ : Square
- RE : Rectangle
- RT : Racetrack
- B : Bullet
- H : Halfmoon
- TP : Trapezoid

Series

Post

Base

- PL : Post Legs/29" High
- PLO : Oval Post Legs/29" High
- PL18 : Post Leg/18" High
- PL018 : Oval Post Legs/18" High



OPTIONS

CASTERS




FOLDING



FINISHES

LAMINATE



Select from 15 standard laminates or choose any standard Wilsonart, Nevamar, Formica, Arborite and Pionite matte finish laminates at no upcharge

VENEER




Select from one of our 9 standard wood stains or stain-to-match at no upcharge

BASE



Select from one of our 76 standard Spectone colors

EDGE



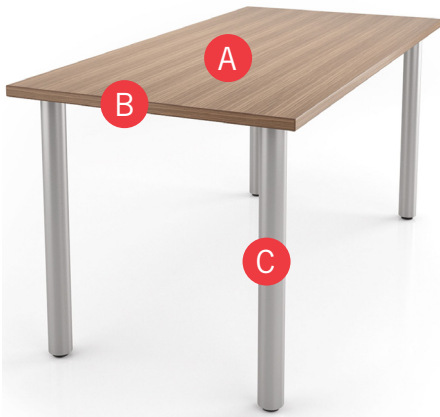
Check out our website for a complete list of edge profiles.

See Spectone Card or specfurniture.com/materials/finishes for a complete list of finish options and colors.



POST LEGS TABLES

HOW TO ORDER



Specify Top Size (Width x Length) and Shape

- A** Specify Top Type and Finish
For Laminate Top: Manufacturer, Laminate Name, Laminate Code
For Veneer Top: Wood Stain
- B** Specify Edge Type, (for hardwood: Style), and Finish
PVC Flat/2mm Bio/2mm PVC Woodgrain/Self Edge/Hardwood
- C** Specify Base Style and Finish

Optional: Fold, Hard Casters, Soft Casters, Grommets, Seam Connectors, Power and Data Modules, Custom Solutions

Restrictions may apply. See price list tables below for more information.

Top Size and Shape	Top Type and Finish	Edge Type and Finish	Base Style and Finish
24 x 48, Rectangle	Laminate, Arborite, Brown Sugar	Hardwood, HF, Custom Brown Sugar Stain	PL, Silver





POST LEGS TABLES

OCCASIONAL AND LOUNGE



MODEL	BASES		TOP SPECIFICATIONS						OPTIONS	LBS
	Code	Qty.	For Laminate Top			For Veneer Top				
			SE PVF 2MM	HF HB	HBV HBVR HBG	HF2 HB2 HKN4 HKNR4 HBG2	HF HB HBV HBVR HBG	HF2 HB2 HKN4 HKNR4 HBG2		
<i>Round</i>										
24D	PL18	4	553	856	890	981	1031	1126		37
	PL018	4	593	896	930	1021	1071	1166		37
30D	PL18	4	639	941	981	1165	1119	1258		47
	PL018	4	679	981	1021	1205	1159	1298		47
36D	PL18	4	723	1160	1236	1387	1434	1627		58
	PL018	4	763	1200	1276	1427	1474	1667		58
42D	PL18	4	965	1456	1559	1784	1807	2073		76
	PL018	4	1005	1496	1599	1824	1847	2113		76
<i>Square</i>										
18 x 18SQ	PL18	4	568	744	776	835	875	1017		34
	PL018	4	608	784	816	875	915	1057		34
24 x 24SQ	PL18	4	577	744	776	835	875	1017		41
	PL018	4	617	784	816	875	915	1057		41
30 x 30SQ	PL18	4	669	790	835	986	931	1126		51
	PL018	4	709	830	875	1026	971	1166		51
36 x 36SQ	PL18	4	741	930	981	1160	1165	1336		62
	PL018	4	781	970	1021	1200	1205	1376		62



STANDARD FEATURES

- Select from 15 standard laminates or choose any standard Wilsonart, Nevamar, Formica, Arborite and Pionite matte finish laminates at no upcharge. For other laminate please contact the factory for pricing.
- 9 standard veneer and hardwood edge stains. Stain-to-match available at no upcharge.
- Bases available in any Spectone color.
- Standard table height 18".
- All bases are standard with floor leveling glides.
- PL is constructed from 2.5" dia round steel tube, PLO is constructed from 3.5" x 2.5" OD oval steel tube.

OPTIONS

- Custom heights available.
- For applicable Power & Data modules, please see Table Accessories Price List.

HOW TO ORDER

1. Select Model
2. Select Base
3. Select Edge Style
4. Select Top Finish
5. Select Edge Finish
6. Select Base Finish

Example: 24D - PL18 - PVF
 MODEL | BASE | EDGE



POST LEGS TABLES OCCASIONAL AND LOUNGE



MODEL	BASES		TOP SPECIFICATIONS						OPTIONS	LBS
	<i>Code</i>	<i>Qty.</i>		<i>For Laminate Top</i>			<i>For Veneer Top</i>			
			SE	HF	HBV	HF2	HF	HF2		
			PVF	HB	HBVR	HB2	HB	HB2		
			2MM		HGG	HKN4	HBV	HKN4		
						HKNR4	HBVR	HKNR4		
						HGG2	HGG	HGG2		
<i>Rectangle</i>										
24 x 36RE	PL18	4	660	772	812	870	915	1026		50
	PL018	4	700	812	852	910	955	1066		50
24 x 42RE	PL18	4	717	897	944	1030	1081	1235		58
	PL018	4	757	937	984	1070	1121	1275		58
24 x 48RE	PL18	4	717	897	944	1030	1081	1235		58
	PL018	4	757	937	984	1070	1121	1275		58
30 x 36RE	PL18	4	741	870	917	992	1046	1179		56
	PL018	4	781	910	957	1032	1086	1219		56
30 x 42RE	PL18	4	758	1007	1065	1162	1235	1423		66
	PL018	4	798	1047	1105	1202	1275	1463		66
30 x 48RE	PL18	4	758	1007	1065	1162	1235	1423		66
	PL018	4	798	1047	1105	1202	1275	1463		66



2448RE-PL18

STANDARD FEATURES

- Select from 15 standard laminates or choose any standard Wilsonart, Nevamar, Formica, Arborite and Pionite matte finish laminates at no upcharge. For other laminate please contact the factory for pricing.
- 9 standard veneer and hardwood edge stains. Stain-to-match available at no upcharge.
- Bases available in any Spectone color.
- Standard table height 18".
- All bases are standard with floor leveling glides.
- PL is constructed from 2.5" dia round steel tube, PLO is constructed from 3.5" x 2.5" OD oval steel tube.

OPTIONS

- Custom heights available.
- For applicable Power & Data modules, please see Table Accessories Price List.

HOW TO ORDER

1. Select Model
2. Select Base
3. Select Edge Style
4. Select Top Finish
5. Select Edge Finish
6. Select Base Finish

Example: 2448RE - PL18 - PVF





POST LEGS TABLES GENERAL PURPOSE



MODEL	BASES		TOP SPECIFICATIONS						OPTIONS				LBS	
	Code	Qty.	For Laminate Top			For Veneer Top			FLIP TOP (FT)	FOLD* (FL)	CASTERS			WHEELS (WB)
			SE PVF 2MM	HF HB	HBV HBVR HBG	HF2 HB2 HKN4 HKNR4 HBG2	HF HB HBV HBVR HBG	HF2 HB2 HKN4 HKNR4 HBG2					HARD (HC)	
<i>Round</i>														
24D	PL	4	553	856	890	981	1031	1126	-	-	84	168	-	41
	PLO	4	593	896	930	1021	1071	1166	-	-	84	168	-	37
30D	PL	4	639	941	981	1165	1119	1258	-	-	84	168	-	51
	PLO	4	679	981	1021	1205	1159	1298	-	-	84	168	-	47
36D	PL	4	723	1160	1236	1387	1434	1627	-	-	84	168	-	62
	PLO	4	763	1200	1276	1427	1474	1667	-	-	84	168	-	58
42D	PL	4	965	1456	1559	1784	1807	2073	-	-	84	168	-	76
	PLO	4	1005	1496	1599	1824	1847	2113	-	-	84	168	-	72
48D	PL	4	986	1642	1755	1868	2269	2610	-	-	84	168	-	92
	PLO	4	1026	1682	1795	1908	2309	2650	-	-	84	168	-	88
54D	PL	4	1231	2198	2376	2548	2746	3185	-	524	84	168	-	110
	PLO	4	1271	2238	2416	2588	2786	3225	-	-	84	168	-	106
60D	PL	4	1270	2370	2559	2705	3287	3831	-	524	84	168	-	129
	PLO	4	1310	2410	2599	2745	3327	3871	-	-	84	168	-	125

*Folding tables available with PVC Flat (PVF) edge only.



2448RE-PL



2448RE-PLO

STANDARD FEATURES

- Select from 15 standard laminates or choose any standard Wilsonart, Nevamar, Formica, Arborite and Pionite matte finish laminates at no upcharge. For other laminate please contact the factory for pricing.
- 9 standard veneer and hardwood edge stains. Stain-to-match available at no upcharge.
- Bases available in any Spectone color.
- Standard table height 29".
- All bases are standard with floor leveling glides.
- PL is constructed from 2.5" dia round steel tube, PLO is constructed from 3.5" x 2.5" OD oval steel tube.

OPTIONS

- Custom heights available.
- For applicable Power & Data modules, please see Table Accessories Price List.

HOW TO ORDER

1. Select Model
2. Select Base
3. Select Edge Style
4. Select Options
5. Select Top Finish
6. Select Edge Finish
7. Select Base Finish

Example: 24D - PL - PVF -





POST LEGS TABLES GENERAL PURPOSE



MODEL	BASES		TOP SPECIFICATIONS						OPTIONS				LBS	
	Code	Qty.	For Laminate Top			For Veneer Top			FLIP TOP (FT)	FOLD* (FL)	CASTERS			WHEELS (WB)
			SE PVF 2MM	HF HB	HBV HBG	HF2 HB2 HKN4 HKNR4 HBG2	HF HB HBV HBVR HBG	HF2 HB2 HKN4 HKNR4 HBG2					HARD (HC)	
<i>Square</i>														
24 x 24SQ	PL	4	577	744	776	835	875	1017	-	-	84	168	-	41
	PLO	4	617	784	816	875	915	1057	-	-	84	168	-	37
30 x 30SQ	PL	4	669	790	835	986	931	1126	-	-	84	168	-	51
	PLO	4	709	830	875	1026	971	1166	-	-	84	168	-	47
36 x 36SQ	PL	4	741	930	981	1160	1165	1336	-	-	84	168	-	58
	PLO	4	781	970	1021	1200	1205	1376	-	-	84	168	-	58
42 x 42SQ	PL	4	978	1252	1336	1421	1481	1711	-	524	84	168	-	76
	PLO	4	1018	1292	1376	1461	1521	1751	-	-	84	168	-	72
48 x 48SQ	PL	4	1108	1348	1438	1477	1799	2097	-	524	84	168	-	92
	PLO	4	1148	1388	1478	1517	1839	2137	-	-	84	168	-	88
54 x 54SQ	PL	5	1333	1863	2003	2163	2251	2639	-	656	104	208	-	116
	PLO	5	1383	1913	2053	2213	2301	2689	-	-	104	208	-	111
60 x 60SQ	PL	5	1359	1955	2101	2263	2658	3128	-	656	104	208	-	135
	PLO	5	1409	2005	2151	2313	2708	3178	-	-	104	208	-	130

*Folding tables available with PVC Flat (PVF) edge only.



2448RE-PL



2448RE-PLO

STANDARD FEATURES

- Select from 15 standard laminates or choose any standard Wilsonart, Nevamar, Formica, Arborite and Pionite matte finish laminates at no upcharge. For other laminate please contact the factory for pricing.
- 9 standard veneer and hardwood edge stains. Stain-to-match available at no upcharge.
- Bases available in any Spectone color.
- Standard table height 29".
- All bases are standard with floor leveling glides.
- PL is constructed from 2.5" dia round steel tube, PLO is constructed from 3.5" x 2.5" OD oval steel tube.

OPTIONS

- Custom heights available.
- For applicable Power & Data modules, please see Table Accessories Price List.

HOW TO ORDER

1. Select Model
2. Select Base
3. Select Edge Style
4. Select Options
5. Select Top Finish
6. Select Edge Finish
7. Select Base Finish

Example: 2424SQ - PL - PVF -





POST LEGS TABLES GENERAL PURPOSE

MODEL	BASES		TOP SPECIFICATIONS						OPTIONS				LBS	
	Code	Qty.	For Laminate Top			For Veneer Top			FLIP TOP (FT)	FOLD* (FL)	CASTERS			WHEELS (WB)
			SE PVF 2MM	HF HB	HBV HBVR HBG	HF2 HB2 HKN4 HKNR4 HBG2	HF HB HBV HBVR HBG	HF2 HB2 HKN4 HKNR4 HBG2					HARD (HC)	
<i>Rectangle</i>														
24 x 30RE	PL	4	660	772	812	870	915	1026	-	-	84	168	-	50
	PLO	4	700	812	852	910	955	1066	-	-	84	168	-	46
24 x 36RE	PL	4	660	772	812	870	915	1026	-	-	84	168	-	50
	PLO	4	700	812	852	910	955	1066	-	-	84	168	-	46
24 x 42RE	PL	4	717	897	944	1030	1081	1235	-	-	84	168	-	58
	PLO	4	757	937	984	1070	1121	1275	-	-	84	168	-	54
24 x 48RE	PL	4	717	897	944	1030	1081	1235	-	-	84	168	-	58
	PLO	4	757	937	984	1070	1121	1275	-	-	84	168	-	54
24 x 54RE	PL	4	766	1032	1091	1189	1262	1451	-	-	84	168	-	66
	PLO	4	806	1072	1131	1229	1302	1491	-	-	84	168	-	62
24 x 60RE	PL	4	766	1032	1091	1189	1262	1451	-	524	84	168	-	66
	PLO	4	806	1072	1131	1229	1302	1491	-	-	84	168	-	62
24 x 66RE	PL	4	894	1211	1286	1405	1483	1714	-	524	84	168	-	81
	PLO	4	934	1251	1326	1445	1523	1754	-	-	84	168	-	76
24 x 72RE	PL	5	994	1311	1386	1505	1583	1814	-	655	104	208	-	81
	PLO	5	1044	1361	1436	1555	1633	1864	-	-	104	208	-	76

*Folding tables available with PVC Flat (PVF) edge only.



2448RE-PL



2448RE-PLO

STANDARD FEATURES

- Select from 15 standard laminates or choose any standard Wilsonart, Nevamar, Formica, Arborite and Pionite matte finish laminates at no upcharge. For other laminate please contact the factory for pricing.
- 9 standard veneer and hardwood edge stains. Stain-to-match available at no upcharge.
- Bases available in any Spectone color.
- Standard table height 29".
- All bases are standard with floor leveling glides.
- PL is constructed from 2.5" dia round steel tube, PLO is constructed from 3.5" x 2.5" OD oval steel tube.

OPTIONS

- Custom heights available.
- For applicable Power & Data modules, please see Table Accessories Price List.

HOW TO ORDER

1. Select Model
2. Select Base
3. Select Edge Style
4. Select Options
5. Select Top Finish
6. Select Edge Finish
7. Select Base Finish

Example: 2430RE - PL - PVF -





POST LEGS TABLES GENERAL PURPOSE

MODEL	BASES		TOP SPECIFICATIONS						OPTIONS				LBS	
	Code	Qty.	For Laminate Top			For Veneer Top			FLIP TOP (FT)	FOLD* (FL)	CASTERS HARD (HC) SOFT (SC)	WHEELS (WB)		
			SE PVF 2MM	HF HB	HBV HBVR HBG	HF2 HB2 HKN4 HKNR4 HBG2	HF HB HBV HBVR HBG	HF2 HB2 HKN4 HKNR4 HBG2						
<i>Rectangle</i>														
30 x 36RE	PL	4	741	870	917	992	1046	1179	-	-	84	168	-	56
	PLO	4	781	910	957	1032	1086	1219	-	-	84	168	-	52
30 x 42RE	PL	4	758	1007	1065	1162	1235	1423	-	-	84	168	-	66
	PLO	4	798	1047	1105	1202	1275	1463	-	-	84	168	-	62
30 x 48RE	PL	4	758	1007	1065	1162	1235	1423	-	-	84	168	-	66
	PLO	4	798	1047	1105	1202	1275	1463	-	-	84	168	-	62
30 x 54RE	PL	4	808	1148	1225	1364	1446	1681	-	-	84	168	-	77
	PLO	4	848	1188	1265	1404	1486	1721	-	-	84	168	-	73
30 x 60RE	PL	4	808	1148	1225	1364	1446	1681	-	524	84	168	-	77
	PLO	4	848	1188	1265	1404	1486	1721	-	-	84	168	-	73
30 x 66RE	PL	4	960	1234	1325	1467	1548	1807	-	524	84	168	-	93
	PLO	4	1000	1274	1365	1507	1588	1847	-	-	84	168	-	88
30 x 72RE	PL	5	1108	1467	1559	1742	1836	2122	-	656	104	208	-	93
	PLO	5	1158	1517	1609	1792	1886	2172	-	-	104	208	-	88
30 x 78RE	PL	5	1302	1620	1727	1939	2052	2380	-	656	104	208	-	104
	PLO	5	1352	1670	1777	1989	2102	2430	-	-	104	208	-	99
30 x 84RE	PL	5	1302	1620	1727	1939	2052	2380	-	656	104	208	-	104
	PLO	5	1352	1670	1777	1989	2102	2430	-	-	104	208	-	99
30 x 90RE	PL	5	1321	1811	1939	2137	2271	2646	-	656	104	208	-	114
	PLO	5	1371	1861	1989	2187	2321	2696	-	-	104	208	-	109
30 x 96RE	PL	6	1421	1911	2039	2237	2371	2746	-	-	124	248	-	114
	PLO	6	1481	1971	2099	2297	2431	2806	-	-	124	248	-	109

*Folding tables available with PVC Flat (PVF) edge only.



2448RE-PL
STANDARD FEATURES

- Select from 15 standard laminates or choose any standard Wilsonart, Nevamar, Formica, Arborite and Pionite matte finish laminates at no upcharge. For other laminate please contact the factory for pricing.
- 9 standard veneer and hardwood edge stains. Stain-to-match available at no upcharge.
- Bases available in any Spectone color.
- Standard table height 29".
- All bases are standard with floor leveling glides.
- PL is constructed from 2.5" dia round steel tube, PLO is constructed from 3.5" x 2.5" OD oval steel tube.



2448RE-PLO

OPTIONS

- Custom heights available.
- For applicable Power & Data modules, please see Table Accessories Price List.

HOW TO ORDER

1. Select Model
2. Select Base
3. Select Edge Style
4. Select Options
5. Select Top Finish
6. Select Edge Finish
7. Select Base Finish

Example: 3036RE - PL - PVF -





POST LEGS TABLES

GENERAL PURPOSE

MODEL	BASES		TOP SPECIFICATIONS						OPTIONS				LBS	
	Code	Qty.	For Laminate Top			For Veneer Top			FLIP TOP (FT)	FOLD (FL)	CASTERS			WHEELS (WB)
			SE PVF 2MM	HF HB	HBV HBVR HBG	HF2 HB2 HKN4 HKNR4 HBG2	HF HB HBV HBVR HBG	HF2 HB2 HKN4 HKNR4 HBG2					HARD (HC)	
<i>Rectangle</i>														
36 x 42RE	PL	4	844	1032	1104	1201	1278	1473	-	-	84	168	-	75
	PLO	4	884	1072	1144	1241	1318	1513	-	-	84	168	-	71
36 x 48RE	PL	4	866	1130	1207	1325	1403	1632	-	-	84	168	-	75
	PLO	4	906	1170	1247	1365	1443	1672	-	-	84	168	-	71
36 x 60RE	PL	4	951	1318	1412	1560	1654	1941	-	524	84	168	-	87
	PLO	4	991	1358	1452	1600	1694	1981	-	-	84	168	-	83
36 x 66RE	PL	4	1024	1408	1515	1679	1782	2097	-	524	84	168	-	106
	PLO	4	1064	1448	1555	1719	1822	2137	-	-	84	168	-	101
36 x 72RE	PL	5	1158	1559	1660	1898	2012	2354	-	656	104	208	-	106
	PLO	5	1208	1609	1710	1948	2062	2404	-	-	104	208	-	101
36 x 78RE	PL	5	1448	1876	2009	2214	2351	2750	-	656	104	208	-	119
	PLO	5	1498	1926	2059	2264	2401	2800	-	-	104	208	-	114
36 x 84RE	PL	5	1448	1876	2009	2214	2351	2750	-	656	104	208	-	119
	PLO	5	1498	1926	2059	2264	2401	2800	-	-	104	208	-	114
36 x 90RE	PL	6	1553	2162	2314	2554	2708	3155	-	-	124	248	-	137
	PLO	6	1613	2222	2374	2614	2768	3215	-	-	124	248	-	131
36 x 96RE	PL	6	1553	2162	2314	2554	2708	3155	-	-	124	248	-	137
	PLO	6	1613	2222	2374	2614	2768	3215	-	-	124	248	-	131

*Folding tables available with PVC Flat (PVF) edge only.



2448RE-PL



2448RE-PLO

STANDARD FEATURES

- Select from 15 standard laminates or choose any standard Wilsonart, Nevamar, Formica, Arborite and Pionite matte finish laminates at no upcharge. For other laminate please contact the factory for pricing.
- 9 standard veneer and hardwood edge stains. Stain-to-match available at no upcharge.
- Bases available in any Spectone color.
- Standard table height 29".
- All bases are standard with floor leveling glides.
- PL is constructed from 2.5" dia round steel tube, PLO is constructed from 3.5" x 2.5" OD oval steel tube.

OPTIONS

- Custom heights available.
- For applicable Power & Data modules, please see Table Accessories Price List.

HOW TO ORDER

1. Select Model
2. Select Base
3. Select Edge Style
4. Select Options
5. Select Top Finish
6. Select Edge Finish
7. Select Base Finish

Example: 3642RE - PL - PVF -





POST LEGS TABLES

GENERAL PURPOSE



MODEL	BASES		TOP SPECIFICATIONS						OPTIONS				LBS	
	Code	Qty.	For Laminate Top			For Veneer Top			FLIP TOP (FT)	FOLD (FL)	CASTERS			WHEELS (WB)
			SE PVF 2MM	HF HB	HBV HBVR HBG	HF2 HB2 HKN4 HKNR4 HBG2	HF HB HBV HBVR HBG	HF2 HB2 HKN4 HKNR4 HBG2					HARD (HC)	
<i>Rectangle</i>														
42 x 78RE	PL	5	1658	2027	2173	2527	2646	3109	-	-	104	208	-	133
	PLO	5	1708	2077	2223	2577	2696	3159	-	-	104	208	-	128
42 x 84RE	PL	5	1658	2027	2173	2527	2646	3109	-	-	104	208	-	133
	PLO	5	1708	2077	2223	2577	2696	3159	-	-	104	208	-	128



2448RE-PL



2448RE-PLO

STANDARD FEATURES

- Select from 15 standard laminates or choose any standard Wilsonart, Nevamar, Formica, Arborite and Pionite matte finish laminates at no upcharge. For other laminate please contact the factory for pricing.
- 9 standard veneer and hardwood edge stains. Stain-to-match available at no upcharge.
- Bases available in any Spectone color.
- Standard table height 29".
- All bases are standard with floor leveling glides.
- PL is constructed from 2.5" dia round steel tube, PLO is constructed from 3.5" x 2.5" OD oval steel tube.

OPTIONS

- Custom heights available.
- For applicable Power & Data modules, please see Table Accessories Price List.

HOW TO ORDER

1. Select Model
2. Select Base
3. Select Edge Style
4. Select Options
5. Select Top Finish
6. Select Edge Finish
7. Select Base Finish

Example: 3696RE - PL - PVF -
 MODEL | BASE EDGE | OPTIONS



POST LEGS TABLES

GENERAL PURPOSE



MODEL	BASES		TOP SPECIFICATIONS						OPTIONS		LBS
	Code	Qty.	For Laminate Top			For Veneer Top			CASTERS		
			SE PVF 2MM	HF HB	HBV HBVR HBG	HF2 HB2 HKN4 HKNR4 HBG2	HF HB HBV HBVR HBG	HF2 HB2 HKN4 HKNR4 HBG2	HARD (HC)	SOFT (SC)	
<i>Racetrack</i>											
36 x 54RT	PL	4	999	1483	1594	1798	1880	2176	84	168	87
	PLO	4	1039	1523	1634	1838	1920	2216	84	168	83
36 x 60RT	PL	4	999	1483	1594	1798	1880	2176	84	168	87
	PLO	4	1039	1523	1634	1838	1920	2216	84	168	83
36 x 66RT	PL	4	1135	1642	1763	1979	2171	2539	84	168	100
	PLO	4	1175	1682	1803	2019	2211	2579	84	168	96
36 x 72RT	PL	4	1135	1642	1763	1979	2171	2539	84	168	100
	PLO	4	1175	1682	1803	2019	2211	2579	84	168	96
36 x 78RT	PL	4	1364	2007	2157	2484	2552	2981	84	168	119
	PLO	4	1404	2047	2197	2524	2592	3021	84	168	114
36 x 84RT	PL	5	1464	2107	2257	2584	2652	3081	104	208	119
	PLO	5	1514	2157	2307	2634	2702	3131	104	208	114
36 x 90RT	PL	5	1467	2325	2504	2870	2956	3448	104	208	131
	PLO	5	1517	2375	2554	2920	3006	3498	104	208	126
36 x 96RT	PL	6	1567	2425	2604	2970	3056	3548	124	248	131
	PLO	6	1627	2485	2664	3030	3116	3608	124	248	126



2448RE-PL



2448RE-PLO

STANDARD FEATURES

- Select from 15 standard laminates or choose any standard Wilsonart, Nevamar, Formica, Arborite and Pionite matte finish laminates at no upcharge. For other laminate please contact the factory for pricing.
- 9 standard veneer and hardwood edge stains. Stain-to-match available at no upcharge.
- Bases available in any Spectone color.
- Standard table height 29".
- All bases are standard with floor leveling glides.
- PL is constructed from 2.5" dia round steel tube, PLO is constructed from 3.5" x 2.5" OD oval steel tube.

OPTIONS

- Custom heights available.
- For applicable Power & Data modules, please see Table Accessories Price List.

HOW TO ORDER

1. Select Model
2. Select Base
3. Select Edge Style
4. Select Options
5. Select Top Finish
6. Select Edge Finish
7. Select Base Finish

Example: 3654RT - PL - PVF -





POST LEGS TABLES GENERAL PURPOSE



MODEL	BASES		TOP SPECIFICATIONS						OPTIONS		LBS
	Code	Qty.	For Laminate Top			For Veneer Top			HARD (HC)	SOFT (SC)	
			SE PVF 2MM	HF HB	HBV HBVR HBG	HF2 HB2 HKN4 HKNR4 HBG2	HF HB HBV HBVR HBG	HF2 HB2 HKN4 HKNR4 HBG2			
<i>Racetrack</i>											
42 x 78RT	PL	4	1572	2180	2364	2736	2825	3318	84	168	142
	PLO	4	1612	2220	2404	2776	2865	3358	84	168	138
42 x 84RT	PL	4	1572	2180	2364	2736	2825	3318	84	168	142
	PLO	4	1612	2220	2404	2776	2865	3358	84	168	138
48 x 78RT	PL	4	1576	2442	2648	2977	3183	3746	84	168	142
	PLO	4	1616	2482	2688	3017	3223	3786	84	168	138
48 x 84RT	PL	4	1576	2442	2648	2977	3183	3746	84	168	142
	PLO	4	1616	2482	2688	3017	3223	3786	84	168	138



2448RE-PL



2448RE-PLO

STANDARD FEATURES

- Select from 15 standard laminates or choose any standard Wilsonart, Nevamar, Formica, Arborite and Pionite matte finish laminates at no upcharge. For other laminate please contact the factory for pricing.
- 9 standard veneer and hardwood edge stains. Stain-to-match available at no upcharge.
- Bases available in any Spectone color.
- Standard table height 29".
- All bases are standard with floor leveling glides.
- PL is constructed from 2.5" dia round steel tube, PLO is constructed from 3.5" x 2.5" OD oval steel tube.

OPTIONS

- Custom heights available.
- For applicable Power & Data modules, please see Table Accessories Price List.

HOW TO ORDER

1. Select Model
2. Select Base
3. Select Edge Style
4. Select Options
5. Select Top Finish
6. Select Edge Finish
7. Select Base Finish

Example: 4278RT - PL - PVF -





POST LEGS TABLES GENERAL PURPOSE

MODEL	BASES		TOP SPECIFICATIONS						OPTIONS		LBS
	Code	Qty.	For Laminate Top			For Veneer Top			HARD	SOFT	
			SE	HF	HBV	HF2	HF	HF2	CASTERS		
			PVF	HB	HBVR	HB2	HB	HB2	HARD	SOFT	
			2MM		HBG	HKN4	HBV	HKN4	(HC)	(SC)	
						HKNR4	HBVR	HKNR4			
						HBG2	HBG	HBG2			
<i>Bullet</i>											
30 x 54B	PL	4	912	1397	1496	1672	1725	2017	84	168	77
	PLO	4	952	1437	1536	1712	1765	2057	84	168	73
30 x 60B	PL	4	912	1397	1496	1672	1725	2017	84	168	77
	PLO	4	952	1437	1536	1712	1765	2057	84	168	73
36 x 54B	PL	4	1017	1828	1972	2231	2265	2635	84	168	87
	PLO	4	1057	1868	2012	2271	2305	2675	84	168	83
36 x 60B	PL	4	1017	1828	1972	2231	2265	2635	84	168	87
	PLO	4	1057	1868	2012	2271	2305	2675	84	168	83
36 x 72B	PL	4	1134	2031	2191	2466	2627	3086	84	168	100
	PLO	4	1174	2071	2231	2506	2667	3126	84	168	96



2448RE-PL



2448RE-PLO

STANDARD FEATURES

- Select from 15 standard laminates or choose any standard Wilsonart, Nevamar, Formica, Arborite and Pionite matte finish laminates at no upcharge. For other laminate please contact the factory for pricing.
- 9 standard veneer and hardwood edge stains. Stain-to-match available at no upcharge.
- Bases available in any Spectone color.
- Standard table height 29".
- All bases are standard with floor leveling glides.
- PL is constructed from 2.5" dia round steel tube, PLO is constructed from 3.5" x 2.5" OD oval steel tube.

OPTIONS

- Custom heights available.
- For applicable Power & Data modules, please see Table Accessories Price List.

HOW TO ORDER

1. Select Model
2. Select Base
3. Select Edge Style
4. Select Options
5. Select Top Finish
6. Select Edge Finish
7. Select Base Finish

Example: 3054B - PL - PVF -





POST LEGS TABLES GENERAL PURPOSE



MODEL	BASES		TOP SPECIFICATIONS						OPTIONS		LBS
	Code	Qty.	For Laminate Top			For Veneer Top			HARD	SOFT	
			SE	HF	HBV	HF2	HF	HF2	CASTERS		
			PVF	HB	HBVR	HB2	HB	HB2	(HC)	(SC)	
			2MM		HBG	HKN4	HBV	HKN4			
						HKNR4	HBVR	HKNR4			
						HBG2	HBG	HBG2			
<i>Halfmoon</i>											
24 x 48H	PL	4	730	1165	1277	1408	1515	1763	84	168	58
	PLO	4	770	1205	1317	1448	1555	1803	84	168	54
30 x 60H	PL	4	912	1562	1712	1861	2048	2402	84	168	77
	PLO	4	952	1602	1752	1901	2088	2442	84	168	73
36 x 72H	PL	4	1134	2021	2216	2400	2702	3180	84	168	100
	PLO	4	1174	2061	2256	2440	2742	3220	84	168	96
<i>Trapezoid</i>											
30 x 60TP	PL	4	912	1312	1405	1567	1613	1884	84	168	77
	PLO	4	952	1352	1445	1607	1653	1924	84	168	73
36 x 72TP	PL	4	1134	1675	1799	2079	2146	2537	84	168	100
	PLO	4	1174	1715	1839	2119	2186	2577	84	168	96
<i>Radius (connector)</i>											
24 x 24	24RC90	-	334	608	686	787	807	967	-	-	17
30 x 30	30RC90	-	431	805	904	1014	1071	1288	-	-	27
<i>Crescent</i>											
30 x 36	3036CRC90-PL	1	593	1173	1247	1305	1488	1693	-	-	38
	3036CRC90-PLO	1	603	1183	1257	1315	1498	1703	-	-	37
36 x 42	3642CRC90-PL	1	900	1448	1545	1624	1876	2152	-	-	51
	3642CRC90-PLO	1	910	1458	1555	1634	1886	2162	-	-	50



2448RE-PL



2448RE-PLO

STANDARD FEATURES

- Select from 15 standard laminates or choose any standard Wilsonart, Nevamar, Formica, Arborite and Pionite matte finish laminates at no upcharge. For other laminate please contact the factory for pricing.
- 9 standard veneer and hardwood edge stains. Stain-to-match available at no upcharge.
- Bases available in any Spectone color.
- Standard table height 29".
- All bases are standard with floor leveling glides.
- PL is constructed from 2.5" dia round steel tube, PLO is constructed from 3.5" x 2.5" OD oval steel tube.

OPTIONS

- Custom heights available.
- For applicable Power & Data modules, please see Table Accessories Price List.

HOW TO ORDER

1. Select Model
2. Select Base
3. Select Edge Style
4. Select Options
5. Select Top Finish
6. Select Edge Finish
7. Select Base Finish

Example: 2448H - PL - PVF -





POST LEGS TABLES BOARDROOM



MODEL	BASES		TOP SPECIFICATIONS						OPTIONS	LBS
	Code	Qty.	For Laminate Top			For Veneer Top				
			SE PVF 2MM	HF HB	HBV HBVR HBG	HF2 HB2 HKN4 HKNR4 HBG2	HF HB HBV HBVR HBG	HF2 HB2 HKN4 HKNR4 HBG2		
<i>Rectangle</i>										
42 x 96RE	PL	5	1704	2475	2685	2894	3211	3813		165
	PLO	5	1754	2525	2735	2944	3261	3863		160
	PLH	5	2074	2845	3055	3264	3581	4183		179
48 x 96RE	PL	5	1704	2475	2685	2894	3211	3813		165
	PLO	5	1754	2525	2735	2944	3261	3863		160
	PLH	5	2074	2845	3055	3264	3581	4183		179
48 x 120RE	PLH	6	2534	3532	3768	4277	4353	5057		234
48 x 144RE	PLH	6	2870	4299	4612	5095	4980	5832		268
48 x 168RE	PLH	6	3298	4737	5092	5770	5613	6602		302
60 x 120RE	PLH	6	2945	4438	4762	5264	5146	6033		276
60 x 144RE	PLH	6	3327	5116	5505	6109	5966	7027		318
60 x 168RE	PLH	6	3710	5795	6247	6952	6785	8023		360



4296BTA-PL



4296BTA-PLO



4296BTA-PLH

STANDARD FEATURES

- Select from 15 standard laminates or choose any standard Wilsonart, Nevamar, Formica, Arborite and Pionite matte finish laminates at no upcharge. For other laminate please contact the factory for pricing.
- 9 standard veneer and hardwood edge stains. Stain-to-match available at no upcharge.
- Bases available in any Spectone color.
- Standard table height 29".
- All bases are standard with floor leveling glides.
- PL is constructed from 2.5" dia round steel tube, PLO from 3.5" x 2.5" OD oval steel tube, and PLH from 3.5" dia round steel tube.

OPTIONS

- Custom heights available.
- For applicable Power & Data modules, please see Table Accessories Price List.

HOW TO ORDER

1. Select Model
2. Select Base
3. Select Edge Style
4. Select Top Finish
5. Select Edge Finish
6. Select Base Finish

Example: 4296RE - PL - PVF





POST LEGS TABLES BOARDROOM



MODEL	BASES		TOP SPECIFICATIONS						OPTIONS	LBS
	Code	Qty.	For Laminate Top			For Veneer Top				
			SE PVF 2MM	HF HB	HBV HBVR HBG	HF2 HB2 HKN4 HKNR4 HBG2	HF HB HBV HBVR HBG	HF2 HB2 HKN4 HKNR4 HBG2		
<i>Racetrack</i>										
42 x 96RT	PL	5	1720	2596	2807	3319	3679	4324		165
	PLO	5	1770	2646	2857	3369	3729	4374		160
	PLH	5	2090	2966	3177	3689	4049	4694		179
48 x 96RT	PL	5	1720	2596	2807	3319	3679	4324		165
	PLO	5	1770	2646	2857	3369	3729	4374		160
	PLH	5	2090	2966	3177	3689	4049	4694		179
48 x 120RT	PLH	6	2557	3941	4219	4925	4896	5649		234
48 x 144RT	PLH	6	2897	4621	4963	5836	5634	6547		268
48 x 168RT	PLH	6	3327	5202	5600	6570	6381	7440		302
60 x 120RT	PLH	6	2937	4666	5012	5897	5858	6801		276
60 x 144RT	PLH	6	3360	5515	5942	7038	6782	7922		318
60 x 168RT	PLH	6	3898	6243	6740	7951	7716	9037		360



4296BTA-PL



4296BTA-PLO



4296BTA-PLH

STANDARD FEATURES

- Select from 15 standard laminates or choose any standard Wilsonart, Nevamar, Formica, Arborite and Pionite matte finish laminates at no upcharge. For other laminate please contact the factory for pricing.
- 9 standard veneer and hardwood edge stains. Stain-to-match available at no upcharge.
- Bases available in any Spectone color.
- Standard table height 29".
- All bases are standard with floor leveling glides.
- PL is constructed from 2.5" dia round steel tube, PLO from 3.5" x 2.5" OD oval steel tube, and PLH from 3.5" dia round steel tube.

OPTIONS

- Custom heights available.
- For applicable Power & Data modules, please see Table Accessories Price List.

HOW TO ORDER

1. Select Model
2. Select Base
3. Select Edge Style
4. Select Top Finish
5. Select Edge Finish
6. Select Base Finish

Example: 4296RT - PL - PVF





POST LEGS TABLES BOARDROOM



MODEL	BASES		TOP SPECIFICATIONS						OPTIONS	LBS
	Code	Qty.	For Laminate Top			For Veneer Top				
			SE PVF 2MM	HF HB	HBV HBVR HBG	HF2 HB2 HKN4 HKNR4 HBG2	HF HB HBV HBVR HBG	HF2 HB2 HKN4 HKNR4 HBG2		
<i>Boatshape</i>										
42 x 96BT	PL	5	1720	3187	3462	3745	4143	4495		165
	PLO	5	1770	3237	3512	3795	4193	4545		160
	PLH	5	2090	3557	3832	4115	4513	4865		179
48 x 96BT	PL	5	1720	3187	3462	3745	4143	4495		165
	PLO	5	1770	3237	3512	3795	4193	4545		160
	PLH	5	2090	3557	3832	4115	4513	4865		179
48 x 120BT	PLH	6	2557	4594	4935	5292	5444	5849		234
48 x 144BT	PLH	6	2897	5273	5679	6109	6651	7017		268
48 x 168BT	PLH	6	3327	5925	6395	6891	7143	7715		302
60 x 120BT	PLH	6	2937	5481	5908	6353	6547	7050		276
60 x 144BT	PLH	6	3360	6332	6838	7374	8050	8512		318
60 x 168BT	PLH	6	3898	7145	7732	8353	8668	9383		360



4296BTA-PL



4296BTA-PL0



4296BTA-PLH

STANDARD FEATURES

- Select from 15 standard laminates or choose any standard Wilsonart, Nevamar, Formica, Arborite and Pionite matte finish laminates at no upcharge. For other laminate please contact the factory for pricing.
- 9 standard veneer and hardwood edge stains. Stain-to-match available at no upcharge.
- Bases available in any Spectone color.
- Standard table height 29".
- All bases are standard with floor leveling glides.
- PL is constructed from 2.5" dia round steel tube, PLO from 3.5" x 2.5" OD oval steel tube, and PLH from 3.5" dia round steel tube.

OPTIONS

- Custom heights available.
- For applicable Power & Data modules, please see Table Accessories Price List.

HOW TO ORDER

1. Select Model
2. Select Base
3. Select Edge Style
4. Select Top Finish
5. Select Edge Finish
6. Select Base Finish

Example: 4296BT - PL - PVF





POST LEGS TABLES BOARDROOM



MODEL	BASES		TOP SPECIFICATIONS						OPTIONS	LBS
	Code	Qty.	For Laminate Top			For Veneer Top				
			SE PVF 2MM	HF HB	HBV HBVR HBG	HF2 HB2 HKN4 HKNR4 HBG2	HF HB HBV HBVR HBG	HF2 HB2 HKN4 HKNR4 HBG2		
<i>Boatshape</i>										
<i>Arc Ends</i>										
42 x 96BTA	PL	5	1871	3661	3933	4216	4612	4966		165
	PLO	5	1921	3711	3983	4266	4662	5016		160
	PLH	5	2241	4031	4303	4586	4982	5336		179
48 x 96BTA	PL	5	1871	3661	3933	4216	4612	4966		165
	PLO	5	1921	3711	3983	4266	4662	5016		160
	PLH	5	2241	4031	4303	4586	4982	5336		179
48 x 120BTA	PLH	6	2706	5066	5405	5761	5913	6319		234
48 x 144BTA	PLH	6	3046	5744	6149	6577	7119	7488		268
48 x 168BTA	PLH	6	3478	6395	6864	7361	7613	8186		302
60 x 120BTA	PLH	6	3123	6070	6494	6942	7130	7636		276
60 x 144BTA	PLH	6	3546	6919	7426	7963	8637	9098		318
60 x 168BTA	PLH	6	4086	7732	8320	8939	9254	9969		360



4296BTA-PL



4296BTA-PLO



4296BTA-PLH

STANDARD FEATURES

- Select from 15 standard laminates or choose any standard Wilsonart, Nevamar, Formica, Arborite and Pionite matte finish laminates at no upcharge. For other laminate please contact the factory for pricing.
- 9 standard veneer and hardwood edge stains. Stain-to-match available at no upcharge.
- Bases available in any Spectone color.
- Standard table height 29".
- All bases are standard with floor leveling glides.
- PL is constructed from 2.5" dia round steel tube, PLO from 3.5" x 2.5" OD oval steel tube, and PLH from 3.5" dia round steel tube.

OPTIONS

- Custom heights available.
- For applicable Power & Data modules, please see Table Accessories Price List.

HOW TO ORDER

1. Select Model
2. Select Base
3. Select Edge Style
4. Select Top Finish
5. Select Edge Finish
6. Select Base Finish

Example: 4296BTA - PL - PVF

