

POST LEGS TABLES



PRODUCT CODE

2430 RE P LO

Top Size

Width x Length

Top Shape

- D : Round
- SQ : Square
- RE : Rectangle
- RT : Racetrack
- B : Bullet
- H : Halfmoon
- TP : Trapezoid

Series

Post

Base

- PL : Post Legs/29" High
- PLO : Oval Post Legs/29" High
- PL18 : Post Leg/18" High
- PL018 : Oval Post Legs/18" High

OPTIONS

CASTERS




FOLDING



FINISHES

LAMINATE



Select from 15 standard laminates or choose any standard Wilsonart, Nevamar, Formica, Arborite and Pionite matte finish laminates at no upcharge

VENEER




Select from one of our 9 standard wood stains or stain-to-match at no upcharge

BASE



Select from one of our 76 standard Spectone colors

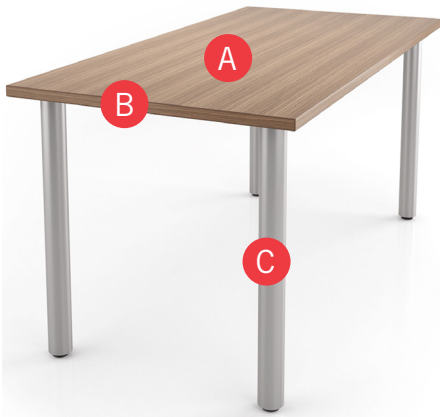
EDGE



See Spectone Card or specfurniture.com/materials/finishes for a complete list of finish options and colors.

POST LEGS TABLES

HOW TO ORDER



Specify Top Size (Width x Length) and Shape

- A** Specify Top Type and Finish
For Laminate Top: Manufacturer, Laminate Name, Laminate Code
For Veneer Top: Wood Stain
- B** Specify Edge Type, (for hardwood: Style), and Finish
PVC/2mm/Self Edge/Exposed Baltic Birch Plywood/Hardwood
- C** Specify Base Style and Finish

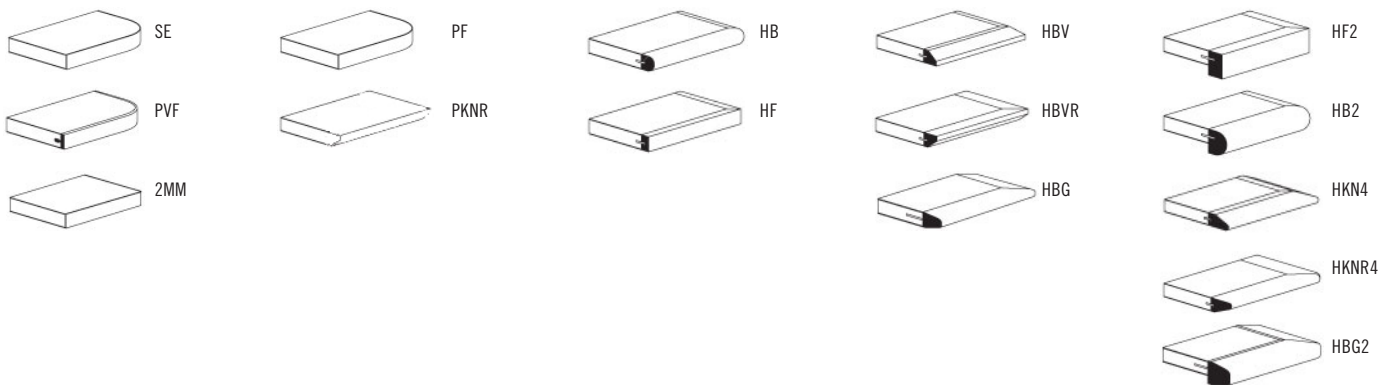
Optional: Fold, Hard Casters, Soft Casters, Grommets, Seam Connectors, Power and Data Modules, Custom Solutions

Restrictions may apply. See price list tables below for more information.

Top Size and Shape	Top Type and Finish	Edge Type and Finish	Base Style and Finish
24 x 48, Rectangle	Laminate, Arborite, Brown Sugar	Hardwood, HF, Custom Brown Sugar Stain	PL, Silver



EDGE PROFILES





POST LEGS TABLES

OCCASIONAL AND LOUNGE



MODEL	BASES		TOP SPECIFICATIONS						OPTIONS	LBS
	Code	Qty.	For Laminate Top			For Veneer Top				
			SE PVF 2MM	HF HB PKNR ¹ PF ¹	HBV HBVR HBG	HF2 HB2 HKN4 HKNR4 HBG2	HF HB HBV HBVR HBG	HF2 HB2 HKN4 HKNR4 HBG2		
<i>Round</i>										
24D	PL18	4	575	890	926	1020	1072	1171		37
	PL018	4	615	930	966	1060	1112	1211		37
30D	PL18	4	665	979	1020	1212	1164	1308		47
	PL018	4	705	1019	1060	1252	1204	1348		47
36D	PL18	4	752	1206	1285	1442	1491	1692		58
	PL018	4	792	1246	1325	1482	1531	1732		58
42D	PL18	4	1004	1514	1621	1855	1879	2156		76
	PL018	4	1044	1554	1661	1895	1919	2196		76
<i>Square</i>										
18 x 18SQ	PL18	4	591	774	807	868	910	1058		34
	PL018	4	631	814	847	908	950	1098		34
24 x 24SQ	PL18	4	600	774	807	868	910	1058		41
	PL018	4	640	814	847	908	950	1098		41
30 x 30SQ	PL18	4	696	822	868	1025	968	1171		51
	PL018	4	736	862	908	1065	1008	1211		51
36 x 36SQ	PL18	4	771	967	1020	1206	1212	1389		62
	PL018	4	811	1007	1060	1246	1252	1429		62

¹ Exposed Baltic Birch plywood edge (PKNR, PF) can only be specified on square tops up to 47-1/2" x 95-1/2". Clear finish only.



STANDARD FEATURES

- Select from 15 standard laminates or choose any standard Wilsonart, Nevamar, Formica, Arborite and Pionite matte finish laminates at no upcharge. For other laminate please contact the factory for pricing.
- 9 standard veneer and hardwood edge stains. Stain-to-match available at no upcharge.
- Bases available in any Spectone color.
- Standard table height 18".
- All bases are standard with floor leveling glides.
- PL is constructed from 2.5" dia round steel tube, PLO is constructed from 3.5" x 2.5" OD oval steel tube.

OPTIONS

- Custom heights available.
- For applicable Power & Data modules, please see Table Accessories Price List.

HOW TO ORDER

1. Select Model
2. Select Base
3. Select Edge Style
4. Select Top Finish
5. Select Edge Finish
6. Select Base Finish

Example: 24D - PL18 - PVF
 MODEL | BASE | EDGE



POST LEGS TABLES OCCASIONAL AND LOUNGE



MODEL	BASES		TOP SPECIFICATIONS						OPTIONS	LBS
	<i>Code</i>	<i>Qty.</i>		<i>For Laminate Top</i>			<i>For Veneer Top</i>			
			SE	HF	HBV	HF2	HF	HF2		
			PVF	HB	HBVR	HB2	HB	HB2		
			2MM	PKNR ¹	HVG	HKN4	HBV	HKN4		
				PF ¹		HKNR4	HBVR	HKNR4		
						HVG2	HVG	HVG2		
<i>Rectangle</i>										
24 x 36RE	PL18	4	686	803	844	905	952	1067		50
	PL018	4	726	843	884	945	992	1107		50
24 x 42RE	PL18	4	746	933	982	1071	1124	1284		58
	PL018	4	786	973	1022	1111	1164	1324		58
24 x 48RE	PL18	4	746	933	982	1071	1124	1284		58
	PL018	4	786	973	1022	1111	1164	1324		58
30 x 36RE	PL18	4	771	905	954	1032	1088	1226		56
	PL018	4	811	945	994	1072	1128	1266		56
30 x 42RE	PL18	4	788	1047	1108	1208	1284	1480		66
	PL018	4	828	1087	1148	1248	1324	1520		66
30 x 48RE	PL18	4	788	1047	1108	1208	1284	1480		66
	PL018	4	828	1087	1148	1248	1324	1520		66



¹ Exposed Baltic Birch plywood edge (PKNR, PF) can only be specified on tops up to 47-1/2" x 95-1/2". Clear finish only.



2448RE-PL18

STANDARD FEATURES

- Select from 15 standard laminates or choose any standard Wilsonart, Nevamar, Formica, Arborite and Pionite matte finish laminates at no upcharge. For other laminate please contact the factory for pricing.
- 9 standard veneer and hardwood edge stains. Stain-to-match available at no upcharge.
- Bases available in any Spectone color.
- Standard table height 18".
- All bases are standard with floor leveling glides.
- PL is constructed from 2.5" dia round steel tube, PLO is constructed from 3.5" x 2.5" OD oval steel tube.

OPTIONS

- Custom heights available.
- For applicable Power & Data modules, please see Table Accessories Price List.

HOW TO ORDER

1. Select Model
2. Select Base
3. Select Edge Style
4. Select Top Finish
5. Select Edge Finish
6. Select Base Finish

Example: 2448RE - PL18 - PVF





POST LEGS TABLES

GENERAL PURPOSE



MODEL	BASES		TOP SPECIFICATIONS						OPTIONS				LBS	
	Code	Qty.	For Laminate Top			For Veneer Top			FLIP TOP (FT)	FOLD* (FL)	CASTERS			WHEELS (WB)
			SE PVF 2MM	HF HB	HBV HBV HBG	HF2 HB2 HKN4 HKNR4 HBG2	HF HB HBV HBVR HBG	HF2 HB2 HKN4 HKNR4 HBG2					HARD (HC)	
<i>Round</i>														
24D	PL	4	575	890	926	1020	1072	1171	-	-	88	176	-	41
	PLO	4	615	930	966	1060	1112	1211	-	-	88	176	-	37
30D	PL	4	665	979	1020	1212	1164	1308	-	-	88	176	-	51
	PLO	4	705	1019	1060	1252	1204	1348	-	-	88	176	-	47
36D	PL	4	752	1206	1285	1442	1491	1692	-	-	88	176	-	62
	PLO	4	792	1246	1325	1482	1531	1732	-	-	88	176	-	58
42D	PL	4	1004	1514	1621	1855	1879	2156	-	-	88	176	-	76
	PLO	4	1044	1554	1661	1895	1919	2196	-	-	88	176	-	72
48D	PL	4	1025	1708	1825	1943	2360	2714	-	-	88	176	-	92
	PLO	4	1065	1748	1865	1983	2400	2754	-	-	88	176	-	88
54D	PL	4	1280	2286	2471	2650	2856	3312	-	545	88	176	-	110
	PLO	4	1320	2326	2511	2690	2896	3352	-	-	88	176	-	106
60D	PL	4	1321	2465	2661	2813	3418	3984	-	545	88	176	-	129
	PLO	4	1361	2505	2701	2853	3458	4024	-	-	88	176	-	125

*Folding tables available with PVC Flat (PVF) edge only.



2448RE-PL



2448RE-PLO

STANDARD FEATURES

- Select from 15 standard laminates or choose any standard Wilsonart, Nevamar, Formica, Arborite and Pionite matte finish laminates at no upcharge. For other laminate please contact the factory for pricing.
- 9 standard veneer and hardwood edge stains. Stain-to-match available at no upcharge.
- Bases available in any Spectone color.
- Standard table height 29".
- All bases are standard with floor leveling glides.
- PL is constructed from 2.5" dia round steel tube, PLO is constructed from 3.5" x 2.5" OD oval steel tube.

OPTIONS

- Custom heights available.
- For applicable Power & Data modules, please see Table Accessories Price List.

HOW TO ORDER

1. Select Model
2. Select Base
3. Select Edge Style
4. Select Options
5. Select Top Finish
6. Select Edge Finish
7. Select Base Finish

Example: 24D - PL - PVF -





POST LEGS TABLES

GENERAL PURPOSE



MODEL	BASES		TOP SPECIFICATIONS						OPTIONS				LBS	
	Code	Qty.	For Laminate Top			For Veneer Top			FLIP TOP (FT)	FOLD* (FL)	CASTERS			WHEELS (WB)
			SE PVF 2MM	HF HB PKNR ¹ PF ¹	HBV HBVR HBG	HF2 HB2 HKN4 HKNR4 HBG2	HF HB HBV HBVR HBG	HF2 HB2 HKN4 HKNR4 HBG2					HARD (HC)	
<i>Square</i>														
24 x 24SQ	PL	4	600	774	807	868	910	1058	-	-	88	176	-	41
	PLO	4	640	814	847	908	950	1098	-	-	88	176	-	37
30 x 30SQ	PL	4	696	822	868	1025	968	1171	-	-	88	176	-	51
	PLO	4	736	862	908	1065	1008	1211	-	-	88	176	-	47
36 x 36SQ	PL	4	771	967	1020	1206	1212	1389	-	-	88	176	-	58
	PLO	4	811	1007	1060	1246	1252	1429	-	-	88	176	-	58
42 x 42SQ	PL	4	1017	1302	1389	1478	1540	1779	-	545	88	176	-	76
	PLO	4	1057	1342	1429	1518	1580	1819	-	-	88	176	-	72
48 x 48SQ	PL	4	1152	1402	1496	1536	1871	2181	-	545	88	176	-	92
	PLO	4	1192	1442	1536	1576	1911	2221	-	-	88	176	-	88
54 x 54SQ	PL	5	1386	1938	2083	2250	2341	2745	-	682	108	216	-	116
	PLO	5	1436	1988	2133	2300	2391	2795	-	-	108	216	-	111
60 x 60SQ	PL	5	1413	2033	2185	2354	2764	3253	-	682	108	216	-	135
	PLO	5	1463	2083	2235	2404	2814	3303	-	-	108	216	-	130



*Folding tables available with PVC Flat (PVF) edge only.

¹ Exposed Baltic Birch plywood edge (PKNR, PF) can only be specified on tops up to 47-1/2" x 95-1/2". Clear finish only.



2448RE-PL



2448RE-PLO

STANDARD FEATURES

- Select from 15 standard laminates or choose any standard Wilsonart, Nevamar, Formica, Arborite and Pionite matte finish laminates at no upcharge. For other laminate please contact the factory for pricing.
- 9 standard veneer and hardwood edge stains. Stain-to-match available at no upcharge.
- Bases available in any Spectone color.
- Standard table height 29".
- All bases are standard with floor leveling glides.
- PL is constructed from 2.5" dia round steel tube, PLO is constructed from 3.5" x 2.5" OD oval steel tube.

OPTIONS

- Custom heights available.
- For applicable Power & Data modules, please see Table Accessories Price List.

HOW TO ORDER

1. Select Model
2. Select Base
3. Select Edge Style
4. Select Options
5. Select Top Finish
6. Select Edge Finish
7. Select Base Finish

Example: 2424SQ - PL - PVF -





POST LEGS TABLES GENERAL PURPOSE



MODEL	BASES		TOP SPECIFICATIONS						OPTIONS				LBS	
	Code	Qty.	For Laminate Top			For Veneer Top			FLIP TOP (FT)	FOLD* (FL)	CASTERS			WHEELS (WB)
			SE PVF 2MM	HF HB PKNR ¹ PF ¹	HBV HBVR HBG	HF2 HB2 HKN4 HKNR4 HBG2	HF HB HBV HBVR HBG	HF2 HB2 HKN4 HKNR4 HBG2					HARD (HC)	
<i>Rectangle</i>														
24 x 30RE	PL	4	686	803	844	905	952	1067	-	-	88	176	-	50
	PLO	4	726	843	884	945	992	1107	-	-	88	176	-	46
24 x 36RE	PL	4	686	803	844	905	952	1067	-	-	88	176	-	50
	PLO	4	726	843	884	945	992	1107	-	-	88	176	-	46
24 x 42RE	PL	4	746	933	982	1071	1124	1284	-	-	88	176	-	58
	PLO	4	786	973	1022	1111	1164	1324	-	-	88	176	-	54
24 x 48RE	PL	4	746	933	982	1071	1124	1284	-	-	88	176	-	58
	PLO	4	786	973	1022	1111	1164	1324	-	-	88	176	-	54
24 x 54RE	PL	4	797	1073	1135	1237	1312	1509	-	-	88	176	-	66
	PLO	4	837	1113	1175	1277	1352	1549	-	-	88	176	-	62
24 x 60RE	PL	4	797	1073	1135	1237	1312	1509	-	545	88	176	-	66
	PLO	4	837	1113	1175	1277	1352	1549	-	-	88	176	-	62
24 x 66RE	PL	4	930	1259	1337	1461	1542	1783	-	545	88	176	-	81
	PLO	4	970	1299	1377	1501	1582	1823	-	-	88	176	-	76
24 x 72RE	PL	5	1034	1363	1441	1565	1646	1887	-	681	108	216	-	81
	PLO	5	1084	1413	1491	1615	1696	1937	-	-	108	216	-	76



*Folding tables available with PVC Flat (PVF) edge only.

¹ Exposed Baltic Birch plywood edge (PKNR, PF) can only be specified on tops up to 47-1/2" x 95-1/2". Clear finish only.



2448RE-PL



2448RE-PLO

STANDARD FEATURES

- Select from 15 standard laminates or choose any standard Wilsonart, Nevamar, Formica, Arborite and Pionite matte finish laminates at no upcharge. For other laminate please contact the factory for pricing.
- 9 standard veneer and hardwood edge stains. Stain-to-match available at no upcharge.
- Bases available in any Spectone color.
- Standard table height 29".
- All bases are standard with floor leveling glides.
- PL is constructed from 2.5" dia round steel tube, PLO is constructed from 3.5" x 2.5" OD oval steel tube.

OPTIONS

- Custom heights available.
- For applicable Power & Data modules, please see Table Accessories Price List.

HOW TO ORDER

1. Select Model
2. Select Base
3. Select Edge Style
4. Select Options
5. Select Top Finish
6. Select Edge Finish
7. Select Base Finish

Example: 2430RE - PL - PVF -





POST LEGS TABLES GENERAL PURPOSE

MODEL	BASES		TOP SPECIFICATIONS						OPTIONS				LBS	
	Code	Qty.	For Laminate Top			For Veneer Top			FLIP TOP (FT)	FOLD* (FL)	CASTERS			WHEELS (WB)
			SE PVF 2MM	HF HB PKNR ¹ PF ¹	HBV HBVR HBG	HF2 HB2 HKN4 HKNR4 HBG2	HF HB HBV HBVR HBG	HF2 HB2 HKN4 HKNR4 HBG2					HARD (HC)	
<i>Rectangle</i>														
30 x 36RE	PL	4	771	905	954	1032	1088	1226	-	-	88	176	-	56
	PLO	4	811	945	994	1072	1128	1266	-	-	88	176	-	52
30 x 42RE	PL	4	788	1047	1108	1208	1284	1480	-	-	88	176	-	66
	PLO	4	828	1087	1148	1248	1324	1520	-	-	88	176	-	62
30 x 48RE	PL	4	788	1047	1108	1208	1284	1480	-	-	88	176	-	66
	PLO	4	828	1087	1148	1248	1324	1520	-	-	88	176	-	62
30 x 54RE	PL	4	840	1194	1274	1419	1504	1748	-	-	88	176	-	77
	PLO	4	880	1234	1314	1459	1544	1788	-	-	88	176	-	73
30 x 60RE	PL	4	840	1194	1274	1419	1504	1748	-	545	88	176	-	77
	PLO	4	880	1234	1314	1459	1544	1788	-	-	88	176	-	73
30 x 66RE	PL	4	998	1283	1378	1526	1610	1879	-	545	88	176	-	93
	PLO	4	1038	1323	1418	1566	1650	1919	-	-	88	176	-	88
30 x 72RE	PL	5	1152	1526	1621	1812	1909	2207	-	682	108	216	-	93
	PLO	5	1202	1576	1671	1862	1959	2257	-	-	108	216	-	88
30 x 78RE	PL	5	1354	1685	1796	2017	2134	2475	-	682	108	216	-	104
	PLO	5	1404	1735	1846	2067	2184	2525	-	-	108	216	-	99
30 x 84RE	PL	5	1354	1685	1796	2017	2134	2475	-	682	108	216	-	104
	PLO	5	1404	1735	1846	2067	2184	2525	-	-	108	216	-	99
30 x 90RE	PL	5	1374	1883	2017	2222	2362	2752	-	682	108	216	-	114
	PLO	5	1424	1933	2067	2272	2412	2802	-	-	108	216	-	109
30 x 96RE	PL	6	1478	1987	2121	2326	2466	2856	-	-	128	256	-	114
	PLO	6	1538	2047	2181	2386	2526	2916	-	-	128	256	-	109

*Folding tables available with PVC Flat (PVF) edge only.

¹ Exposed Baltic Birch plywood edge (PKNR, PF) can only be specified on tops up to 47-1/2" x 95-1/2". Clear finish only.



2448RE-PL
STANDARD FEATURES

- Select from 15 standard laminates or choose any standard Wilsonart, Nevamar, Formica, Arborite and Pionite matte finish laminates at no upcharge. For other laminate please contact the factory for pricing.
- 9 standard veneer and hardwood edge stains. Stain-to-match available at no upcharge.
- Bases available in any Spectone color.
- Standard table height 29".
- All bases are standard with floor leveling glides.
- PL is constructed from 2.5" dia round steel tube, PLO is constructed from 3.5" x 2.5" OD oval steel tube.



2448RE-PLO

OPTIONS

- Custom heights available.
- For applicable Power & Data modules, please see Table Accessories Price List.

HOW TO ORDER

1. Select Model
2. Select Base
3. Select Edge Style
4. Select Options
5. Select Top Finish
6. Select Edge Finish
7. Select Base Finish

Example: 3036RE - PL - PVF -





POST LEGS TABLES

GENERAL PURPOSE

MODEL	BASES		TOP SPECIFICATIONS						OPTIONS				LBS	
	Code	Qty.	For Laminate Top			For Veneer Top			FLIP TOP (FT)	FOLD (FL)	CASTERS			WHEELS (WB)
			SE PVF 2MM	HF HB PKNR ¹ PF ¹	HBV HBVR HBG	HF2 HB2 HKN4 HKNR4 HBG2	HF HB HBV HBVR HBG	HF2 HB2 HKN4 HKNR4 HBG2					HARD (HC)	
<i>Rectangle</i>														
36 x 42RE	PL	4	878	1073	1148	1249	1329	1532	-	-	88	176	-	75
	PLO	4	918	1113	1188	1289	1369	1572	-	-	88	176	-	71
36 x 48RE	PL	4	901	1175	1255	1378	1459	1697	-	-	88	176	-	75
	PLO	4	941	1215	1295	1418	1499	1737	-	-	88	176	-	71
36 x 60RE	PL	4	989	1371	1468	1622	1720	2019	-	545	88	176	-	87
	PLO	4	1029	1411	1508	1662	1760	2059	-	-	88	176	-	83
36 x 66RE	PL	4	1065	1464	1576	1746	1853	2181	-	545	88	176	-	106
	PLO	4	1105	1504	1616	1786	1893	2221	-	-	88	176	-	101
36 x 72RE	PL	5	1204	1621	1726	1974	2092	2448	-	682	108	216	-	106
	PLO	5	1254	1671	1776	2024	2142	2498	-	-	108	216	-	101
36 x 78RE	PL	5	1506	1951	2089	2303	2445	2860	-	682	108	216	-	119
	PLO	5	1556	2001	2139	2353	2495	2910	-	-	108	216	-	114
36 x 84RE	PL	5	1506	1951	2089	2303	2445	2860	-	682	108	216	-	119
	PLO	5	1556	2001	2139	2353	2495	2910	-	-	108	216	-	114
36 x 90RE	PL	6	1615	2248	2407	2656	2816	3281	-	-	128	256	-	137
	PLO	6	1675	2308	2467	2716	2876	3341	-	-	128	256	-	131
36 x 96RE	PL	6	1615	2248	2407	2656	2816	3281	-	-	128	256	-	137
	PLO	6	1675	2308	2467	2716	2876	3341	-	-	128	256	-	131

*Folding tables available with PVC Flat (PVF) edge only.

¹ Exposed Baltic Birch plywood edge (PKNR, PF) can only be specified on tops up to 47-1/2" x 95-1/2". Clear finish only.



2448RE-PL



2448RE-PLO

STANDARD FEATURES

- Select from 15 standard laminates or choose any standard Wilsonart, Nevamar, Formica, Arborite and Pionite matte finish laminates at no upcharge. For other laminate please contact the factory for pricing.
- 9 standard veneer and hardwood edge stains. Stain-to-match available at no upcharge.
- Bases available in any Spectone color.
- Standard table height 29".
- All bases are standard with floor leveling glides.
- PL is constructed from 2.5" dia round steel tube, PLO is constructed from 3.5" x 2.5" OD oval steel tube.

OPTIONS

- Custom heights available.
- For applicable Power & Data modules, please see Table Accessories Price List.

HOW TO ORDER

1. Select Model
2. Select Base
3. Select Edge Style
4. Select Options
5. Select Top Finish
6. Select Edge Finish
7. Select Base Finish

Example: 3642RE - PL - PVF -





POST LEGS TABLES

GENERAL PURPOSE



MODEL	BASES		TOP SPECIFICATIONS						OPTIONS				LBS	
	Code	Qty.	For Laminate Top			For Veneer Top			FLIP TOP (FT)	FOLD (FL)	CASTERS			WHEELS (WB)
			SE PVF 2MM	HF HB PKNR ¹ PF ¹	HBV HBVR HBG	HF2 HB2 HKN4 HKNR4 HBG2	HF HB HBV HBVR HBG	HF2 HB2 HKN4 HKNR4 HBG2					HARD (HC)	
<i>Rectangle</i>														
42 x 78RE	PL	5	1724	2108	2260	2628	2752	3233	-	-	108	216	-	133
	PLO	5	1774	2158	2310	2678	2802	3283	-	-	108	216	-	128
42 x 84RE	PL	5	1724	2108	2260	2628	2752	3233	-	-	108	216	-	133
	PLO	5	1774	2158	2310	2678	2802	3283	-	-	108	216	-	128

¹ Exposed Baltic Birch plywood edge (PKNR, PF) can only be specified on tops up to 47-1/2" x 95-1/2". Clear finish only.



2448RE-PL



2448RE-PLO

STANDARD FEATURES

- Select from 15 standard laminates or choose any standard Wilsonart, Nevamar, Formica, Arborite and Pionite matte finish laminates at no upcharge. For other laminate please contact the factory for pricing.
- 9 standard veneer and hardwood edge stains. Stain-to-match available at no upcharge.
- Bases available in any Spectone color.
- Standard table height 29".
- All bases are standard with floor leveling glides.
- PL is constructed from 2.5" dia round steel tube, PLO is constructed from 3.5" x 2.5" OD oval steel tube.

OPTIONS

- Custom heights available.
- For applicable Power & Data modules, please see Table Accessories Price List.

HOW TO ORDER

1. Select Model
2. Select Base
3. Select Edge Style
4. Select Options
5. Select Top Finish
6. Select Edge Finish
7. Select Base Finish

Example: 3696RE - PL - PVF -





POST LEGS TABLES

GENERAL PURPOSE



MODEL	BASES		TOP SPECIFICATIONS						OPTIONS		LBS
	Code	Qty.	For Laminate Top			For Veneer Top			CASTERS		
			SE PVF 2MM	HF HB	HBV HBVR HBG	HF2 HB2 HKN4 HKNR4 HBG2	HF HB HBV HBVR HBG	HF2 HB2 HKN4 HKNR4 HBG2	HARD (HC)	SOFT (SC)	
<i>Racetrack</i>											
36 x 54RT	PL	4	1039	1542	1658	1870	1955	2263	88	176	87
	PLO	4	1079	1582	1698	1910	1995	2303	88	176	83
36 x 60RT	PL	4	1039	1542	1658	1870	1955	2263	88	176	87
	PLO	4	1079	1582	1698	1910	1995	2303	88	176	83
36 x 66RT	PL	4	1180	1708	1834	2058	2258	2641	88	176	100
	PLO	4	1220	1748	1874	2098	2298	2681	88	176	96
36 x 72RT	PL	4	1180	1708	1834	2058	2258	2641	88	176	100
	PLO	4	1220	1748	1874	2098	2298	2681	88	176	96
36 x 78RT	PL	4	1419	2087	2243	2583	2654	3100	88	176	119
	PLO	4	1459	2127	2283	2623	2694	3140	88	176	114
36 x 84RT	PL	5	1523	2191	2347	2687	2758	3204	108	216	119
	PLO	5	1573	2241	2397	2737	2808	3254	108	216	114
36 x 90RT	PL	5	1526	2418	2604	2985	3074	3586	108	216	131
	PLO	5	1576	2468	2654	3035	3124	3636	108	216	126
36 x 96RT	PL	6	1630	2522	2708	3089	3178	3690	128	256	131
	PLO	6	1690	2582	2768	3149	3238	3750	128	256	126



2448RE-PL



2448RE-PLO

STANDARD FEATURES

- Select from 15 standard laminates or choose any standard Wilsonart, Nevamar, Formica, Arborite and Pionite matte finish laminates at no upcharge. For other laminate please contact the factory for pricing.
- 9 standard veneer and hardwood edge stains. Stain-to-match available at no upcharge.
- Bases available in any Spectone color.
- Standard table height 29".
- All bases are standard with floor leveling glides.
- PL is constructed from 2.5" dia round steel tube, PLO is constructed from 3.5" x 2.5" OD oval steel tube.

OPTIONS

- Custom heights available.
- For applicable Power & Data modules, please see Table Accessories Price List.

HOW TO ORDER

1. Select Model
2. Select Base
3. Select Edge Style
4. Select Options
5. Select Top Finish
6. Select Edge Finish
7. Select Base Finish

Example: 3654RT - PL - PVF -





POST LEGS TABLES GENERAL PURPOSE



MODEL	BASES		TOP SPECIFICATIONS						OPTIONS		LBS
	Code	Qty.	For Laminate Top			For Veneer Top			CASTERS HARD (HC) SOFT (SC)		
			SE PVF 2MM	HF HB	HBV HBVR HBG	HF2 HB2 HKN4 HKNR4 HBG2	HF HB HBV HBVR HBG	HF2 HB2 HKN4 HKNR4 HBG2			
<i>Racetrack</i>											
42 x 78RT	PL	4	1635	2267	2459	2845	2938	3451	88	176	142
	PLO	4	1675	2307	2499	2885	2978	3491	88	176	138
42 x 84RT	PL	4	1635	2267	2459	2845	2938	3451	88	176	142
	PLO	4	1675	2307	2499	2885	2978	3491	88	176	138
48 x 78RT	PL	4	1639	2540	2754	3096	3310	3896	88	176	142
	PLO	4	1679	2580	2794	3136	3350	3936	88	176	138
48 x 84RT	PL	4	1639	2540	2754	3096	3310	3896	88	176	142
	PLO	4	1679	2580	2794	3136	3350	3936	88	176	138



2448RE-PL



2448RE-PLO

STANDARD FEATURES

- Select from 15 standard laminates or choose any standard Wilsonart, Nevamar, Formica, Arborite and Pionite matte finish laminates at no upcharge. For other laminate please contact the factory for pricing.
- 9 standard veneer and hardwood edge stains. Stain-to-match available at no upcharge.
- Bases available in any Spectone color.
- Standard table height 29".
- All bases are standard with floor leveling glides.
- PL is constructed from 2.5" dia round steel tube, PLO is constructed from 3.5" x 2.5" OD oval steel tube.

OPTIONS

- Custom heights available.
- For applicable Power & Data modules, please see Table Accessories Price List.

HOW TO ORDER

1. Select Model
2. Select Base
3. Select Edge Style
4. Select Options
5. Select Top Finish
6. Select Edge Finish
7. Select Base Finish

Example: 4278RT - PL - PVF -





POST LEGS TABLES GENERAL PURPOSE

MODEL	BASES		TOP SPECIFICATIONS						OPTIONS		LBS
	Code	Qty.	For Laminate Top			For Veneer Top			CASTERS HARD (HC) SOFT (SC)		
			SE PVF 2MM	HF HB	HBV HBV HBG	HF2 HB2 HKN4 HKNR4 HBG2	HF HB HBV HBVR HBG	HF2 HB2 HKN4 HKNR4 HBG2			
<i>Bullet</i>											
30 x 54B	PL	4	948	1453	1556	1739	1794	2098	88	176	77
	PLO	4	988	1493	1596	1779	1834	2138	88	176	73
30 x 60B	PL	4	948	1453	1556	1739	1794	2098	88	176	77
	PLO	4	988	1493	1596	1779	1834	2138	88	176	73
36 x 54B	PL	4	1058	1901	2051	2320	2356	2740	88	176	87
	PLO	4	1098	1941	2091	2360	2396	2780	88	176	83
36 x 60B	PL	4	1058	1901	2051	2320	2356	2740	88	176	87
	PLO	4	1098	1941	2091	2360	2396	2780	88	176	83
36 x 72B	PL	4	1179	2112	2279	2565	2732	3209	88	176	100
	PLO	4	1219	2152	2319	2605	2772	3249	88	176	96



2448RE-PL



2448RE-PLO

STANDARD FEATURES

- Select from 15 standard laminates or choose any standard Wilsonart, Nevamar, Formica, Arborite and Pionite matte finish laminates at no upcharge. For other laminate please contact the factory for pricing.
- 9 standard veneer and hardwood edge stains. Stain-to-match available at no upcharge.
- Bases available in any Spectone color.
- Standard table height 29".
- All bases are standard with floor leveling glides.
- PL is constructed from 2.5" dia round steel tube, PLO is constructed from 3.5" x 2.5" OD oval steel tube.

OPTIONS

- Custom heights available.
- For applicable Power & Data modules, please see Table Accessories Price List.

HOW TO ORDER

1. Select Model
2. Select Base
3. Select Edge Style
4. Select Options
5. Select Top Finish
6. Select Edge Finish
7. Select Base Finish

Example: 3054B - PL - PVF -





POST LEGS TABLES GENERAL PURPOSE



MODEL	BASES		TOP SPECIFICATIONS						OPTIONS		LBS
	Code	Qty.	For Laminate Top			For Veneer Top			HARD	SOFT	
			SE	HF	HBV	HF2	HF	HF2	CASTERS		
			PVF	HB	HBVR	HB2	HB	HB2	(HC)	(SC)	
			2MM		HBG	HKN4	HBV	HKN4			
						HKNR4	HBVR	HKNR4			
						HBG2	HBG	HBG2			
<i>Halfmoon</i>											
24 x 48H	PL	4	759	1212	1328	1464	1576	1834	88	176	58
	PLO	4	799	1252	1368	1504	1616	1874	88	176	54
30 x 60H	PL	4	948	1624	1780	1935	2130	2498	88	176	77
	PLO	4	988	1664	1820	1975	2170	2538	88	176	73
36 x 72H	PL	4	1179	2102	2305	2496	2810	3307	88	176	100
	PLO	4	1219	2142	2345	2536	2850	3347	88	176	96
<i>Trapezoid</i>											
30 x 60TP	PL	4	948	1364	1461	1630	1678	1959	88	176	77
	PLO	4	988	1404	1501	1670	1718	1999	88	176	73
36 x 72TP	PL	4	1179	1742	1871	2162	2232	2638	88	176	100
	PLO	4	1219	1782	1911	2202	2272	2678	88	176	96
<i>Radius (connector)</i>											
24 x 24	24RC90	-	347	632	713	818	839	1006	-	-	17
30 x 30	30RC90	-	448	837	940	1055	1114	1340	-	-	27
<i>Crescent</i>											
30 x 36	3036CRC90-PL	1	617	1220	1297	1357	1548	1761	-	-	38
	3036CRC90-PLO	1	627	1230	1307	1367	1558	1771	-	-	37
36 x 42	3642CRC90-PL	1	936	1506	1607	1689	1951	2238	-	-	51
	3642CRC90-PLO	1	946	1516	1617	1699	1961	2248	-	-	50



2448RE-PL



2448RE-PLO

STANDARD FEATURES

- Select from 15 standard laminates or choose any standard Wilsonart, Nevamar, Formica, Arborite and Pionite matte finish laminates at no upcharge. For other laminate please contact the factory for pricing.
- 9 standard veneer and hardwood edge stains. Stain-to-match available at no upcharge.
- Bases available in any Spectone color.
- Standard table height 29".
- All bases are standard with floor leveling glides.
- PL is constructed from 2.5" dia round steel tube, PLO is constructed from 3.5" x 2.5" OD oval steel tube.

OPTIONS

- Custom heights available.
- For applicable Power & Data modules, please see Table Accessories Price List.

HOW TO ORDER

1. Select Model
2. Select Base
3. Select Edge Style
4. Select Options
5. Select Top Finish
6. Select Edge Finish
7. Select Base Finish

Example: 2448H - PL - PVF -





POST LEGS TABLES BOARDROOM



MODEL	BASES		TOP SPECIFICATIONS						OPTIONS	LBS
	Code	Qty.	For Laminate Top			For Veneer Top				
			SE PVF 2MM	HF HB PKNR ¹ PF ¹	HBV HBVR HBG	HF2 HB2 HKN4 HKNR4 HBG2	HF HB HBV HBVR HBG	HF2 HB2 HKN4 HKNR4 HBG2		
<i>Rectangle</i>										
42 x 96RE	PL	5	1772	2574	2792	3010	3339	3966		165
	PLO	5	1822	2624	2842	3060	3389	4016		160
	PLH	5	2157	2959	3177	3395	3724	4351		179
48 x 96RE	PL	5	1772	2574	2792	3010	3339	3966		165
	PLO	5	1822	2624	2842	3060	3389	4016		160
	PLH	5	2157	2959	3177	3395	3724	4351		179
48 x 120RE	PLH	6	2636	3674	3919	4448	4527	5260		234
48 x 144RE	PLH	6	2985	4471	4797	5299	5179	6066		268
48 x 168RE	PLH	6	3430	4927	5296	6001	5838	6866		302
60 x 120RE	PLH	6	3063	4616	4953	5475	5352	6275		276
60 x 144RE	PLH	6	3460	5321	5725	6354	6205	7308		318
60 x 168RE	PLH	6	3859	6027	6497	7230	7057	8344		360



¹ Exposed Baltic Birch plywood edge (PKNR, PF) can only be specified on tops up to 47-1/2" x 95-1/2". Clear finish only.



4296BTA-PL



4296BTA-PLO



4296BTA-PLH

STANDARD FEATURES

- Select from 15 standard laminates or choose any standard Wilsonart, Nevamar, Formica, Arborite and Pionite matte finish laminates at no upcharge. For other laminate please contact the factory for pricing.
- 9 standard veneer and hardwood edge stains. Stain-to-match available at no upcharge.
- Bases available in any Spectone color.
- Standard table height 29".
- All bases are standard with floor leveling glides.
- PL is constructed from 2.5" dia round steel tube, PLO from 3.5" x 2.5" OD oval steel tube, and PLH from 3.5" dia round steel tube.

OPTIONS

- Custom heights available.
- For applicable Power & Data modules, please see Table Accessories Price List.

HOW TO ORDER

1. Select Model
2. Select Base
3. Select Edge Style
4. Select Top Finish
5. Select Edge Finish
6. Select Base Finish

Example: 4296RE - PL - PVF





POST LEGS TABLES BOARDROOM



MODEL	BASES		TOP SPECIFICATIONS						OPTIONS	LBS
	Code	Qty.	For Laminate Top			For Veneer Top				
			SE PVF 2MM	HF HB	HBV HBVR HBG	HF2 HB2 HKN4 HKNR4 HBG2	HF HB HBV HBVR HBG	HF2 HB2 HKN4 HKNR4 HBG2		
<i>Racetrack</i>										
42 x 96RT	PL	5	1789	2700	2919	3452	3826	4497		165
	PLO	5	1839	2750	2969	3502	3876	4547		160
	PLH	5	2174	3085	3304	3837	4211	4882		179
48 x 96RT	PL	5	1789	2700	2919	3452	3826	4497		165
	PLO	5	1839	2750	2969	3502	3876	4547		160
	PLH	5	2174	3085	3304	3837	4211	4882		179
48 x 120RT	PLH	6	2660	4099	4388	5122	5092	5875		234
48 x 144RT	PLH	6	3013	4806	5162	6070	5860	6809		268
48 x 168RT	PLH	6	3460	5410	5824	6833	6636	7738		302
60 x 120RT	PLH	6	3055	4853	5213	6133	6093	7073		276
60 x 144RT	PLH	6	3495	5736	6180	7320	7054	8239		318
60 x 168RT	PLH	6	4054	6493	7010	8269	8025	9399		360



4296BTA-PL



4296BTA-PL0



4296BTA-PLH

STANDARD FEATURES

- Select from 15 standard laminates or choose any standard Wilsonart, Nevamar, Formica, Arborite and Pionite matte finish laminates at no upcharge. For other laminate please contact the factory for pricing.
- 9 standard veneer and hardwood edge stains. Stain-to-match available at no upcharge.
- Bases available in any Spectone color.
- Standard table height 29".
- All bases are standard with floor leveling glides.
- PL is constructed from 2.5" dia round steel tube, PLO from 3.5" x 2.5" OD oval steel tube, and PLH from 3.5" dia round steel tube.

OPTIONS

- Custom heights available.
- For applicable Power & Data modules, please see Table Accessories Price List.

HOW TO ORDER

1. Select Model
2. Select Base
3. Select Edge Style
4. Select Top Finish
5. Select Edge Finish
6. Select Base Finish

Example: 4296RT - PL - PVF





POST LEGS TABLES BOARDROOM



MODEL	BASES		TOP SPECIFICATIONS						OPTIONS	LBS
	Code	Qty.	For Laminate Top			For Veneer Top				
			SE PVF 2MM	HF HB	HBV HBVR HBG	HF2 HB2 HKN4 HKNR4 HBG2	HF HB HBV HBVR HBG	HF2 HB2 HKN4 HKNR4 HBG2		
<i>Boatshape</i>										
42 x 96BT	PL	5	1789	3314	3600	3895	4309	4675		165
	PLO	5	1839	3364	3650	3945	4359	4725		160
	PLH	5	2174	3699	3985	4280	4694	5060		179
48 x 96BT	PL	5	1789	3314	3600	3895	4309	4675		165
	PLO	5	1839	3364	3650	3945	4359	4725		160
	PLH	5	2174	3699	3985	4280	4694	5060		179
48 x 120BT	PLH	6	2660	4778	5133	5504	5662	6083		234
48 x 144BT	PLH	6	3013	5484	5906	6354	6917	7298		268
48 x 168BT	PLH	6	3460	6162	6651	7167	7429	8024		302
60 x 120BT	PLH	6	3055	5700	6145	6607	6809	7332		276
60 x 144BT	PLH	6	3495	6586	7112	7669	8372	8853		318
60 x 168BT	PLH	6	4054	7431	8042	8687	9015	9759		360



4296BTA-PL



4296BTA-PLO



4296BTA-PLH

STANDARD FEATURES

- Select from 15 standard laminates or choose any standard Wilsonart, Nevamar, Formica, Arborite and Pionite matte finish laminates at no upcharge. For other laminate please contact the factory for pricing.
- 9 standard veneer and hardwood edge stains. Stain-to-match available at no upcharge.
- Bases available in any Spectone color.
- Standard table height 29".
- All bases are standard with floor leveling glides.
- PL is constructed from 2.5" dia round steel tube, PLO from 3.5" x 2.5" OD oval steel tube, and PLH from 3.5" dia round steel tube.

OPTIONS

- Custom heights available.
- For applicable Power & Data modules, please see Table Accessories Price List.

HOW TO ORDER

1. Select Model
2. Select Base
3. Select Edge Style
4. Select Top Finish
5. Select Edge Finish
6. Select Base Finish

Example: 4296BT - PL - PVF





POST LEGS TABLES BOARDROOM



MODEL	BASES		TOP SPECIFICATIONS						OPTIONS	LBS
	Code	Qty.	For Laminate Top			For Veneer Top				
			SE PVF 2MM	HF HB	HBV HBVR HBG	HF2 HB2 HKN4 HKNR4 HBG2	HF HB HBV HBVR HBG	HF2 HB2 HKN4 HKNR4 HBG2		
<i>Boatshape</i>										
<i>Arc Ends</i>										
42 x 96BTA	PL	5	1946	3807	4090	4385	4796	5165		165
	PLO	5	1996	3857	4140	4435	4846	5215		160
	PLH	5	2331	4192	4475	4770	5181	5550		179
48 x 96BTA	PL	5	1946	3807	4090	4385	4796	5165		165
	PLO	5	1996	3857	4140	4435	4846	5215		160
	PLH	5	2331	4192	4475	4770	5181	5550		179
48 x 120BTA	PLH	6	2814	5269	5621	5992	6150	6572		234
48 x 144BTA	PLH	6	3168	5974	6395	6840	7404	7788		268
48 x 168BTA	PLH	6	3617	6651	7139	7656	7918	8514		302
60 x 120BTA	PLH	6	3248	6313	6754	7220	7415	7942		276
60 x 144BTA	PLH	6	3688	7196	7723	8282	8983	9462		318
60 x 168BTA	PLH	6	4250	8042	8653	9297	9624	10368		360



4296BTA-PL



4296BTA-PLO



4296BTA-PLH

STANDARD FEATURES

- Select from 15 standard laminates or choose any standard Wilsonart, Nevamar, Formica, Arborite and Pionite matte finish laminates at no upcharge. For other laminate please contact the factory for pricing.
- 9 standard veneer and hardwood edge stains. Stain-to-match available at no upcharge.
- Bases available in any Spectone color.
- Standard table height 29".
- All bases are standard with floor leveling glides.
- PL is constructed from 2.5" dia round steel tube, PLO from 3.5" x 2.5" OD oval steel tube, and PLH from 3.5" dia round steel tube.

OPTIONS

- Custom heights available.
- For applicable Power & Data modules, please see Table Accessories Price List.

HOW TO ORDER

1. Select Model
2. Select Base
3. Select Edge Style
4. Select Top Finish
5. Select Edge Finish
6. Select Base Finish

Example: 4296BTA - PL - PVF

