

POST LEGS TABLES



PRODUCT CODE

2430 RE P LO

Top Size
Width x Length

Top Shape
 D : Round C90 : Radius
 SQ : Square CRC90 : Crescent (*connector*)
 RE : Rectangle BT : Boatshape
 RT : Racetrack BTA : Boatshape Arc
 B : Bullet
 H : Halfmoon
 TP : Trapezoid

Series
Post

Base
 PL : Post Legs/29" High
 PLO : Oval Post Legs/29" High
 PL18 : Post Leg/18" High
 PLO18 : Oval Post Legs/18" High



OPTIONS

CASTERS




FOLDING



FINISHES

LAMINATE



Select from 15 standard laminates or choose any standard Wilsonart, Nevamar, Formica, Arborite and Pionite matte finish laminates at no upcharge

VENEER



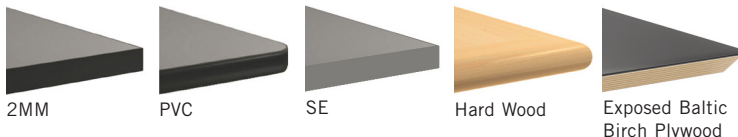
Select from one of our 9 standard wood stains or stain-to-match at no upcharge

BASE



Select from one of our 76 standard Spectone colors

EDGE



See Spectone Card or specfurniture.com/materials/finishes for a complete list of finish options and colors.



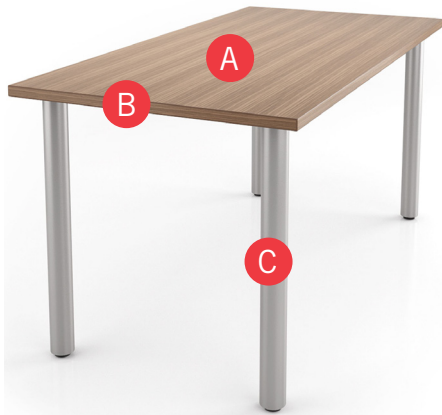
Pricing March 1, 2019
Discount 57.7% from List prices



SIN 711-11

POST LEGS TABLES

HOW TO ORDER



Specify Top Size (Width x Length) and Shape

- A** Specify Top Type and Finish
For Laminate Top: Manufacturer, Laminate Name, Laminate Code
For Veneer Top: Wood Stain
- B** Specify Edge Type, (for hardwood: Style), and Finish
PVC/2mm/Self Edge/Exposed Baltic Birch Plywood/Hardwood
- C** Specify Base Style and Finish

Optional: Fold, Hard Casters, Soft Casters, Grommets, Seam Connectors, Power and Data Modules, Custom Solutions

Restrictions may apply. See price list tables below for more information.

Top Size and Shape	Top Type and Finish	Edge Type and Finish	Base Style and Finish
24 x 48, Rectangle	Laminate, Arborite, Brown Sugar	Hardwood, HF, Custom Brown Sugar Stain	PL, Silver



EDGE PROFILES



SE



PF



HB



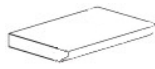
HBV



HF2



PVF



PKNR



HF



HBVR



HB2



2MM



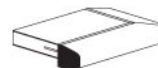
HBG



HKN4



HKNR4



HBG2



Pricing March 1, 2019
Discount 57.7% from List prices



SIN 711-11

POST LEGS TABLES OCCASIONAL AND LOUNGE



MODEL	BASES		TOP SPECIFICATIONS						OPTIONS	LBS
	Code	Qty.	For Laminate Top			For Veneer Top				
			SE PVF 2MM	HF HB PKNR ¹ PF ¹	HBV HBVR HBG	HF2 HB2 HKN4 HKNR4 HBG2	HF HB HBV HBVR HBG	HF2 HB2 HKN4 HKNR4 HBG2		
<i>Round</i>										
24D	PL18	4	624	970	1006	1111	1167	1275		37
	PL018	4	664	1010	1046	1151	1207	1315		37
30D	PL18	4	724	1065	1111	1320	1267	1425		47
	PL018	4	764	1105	1151	1360	1307	1465		47
36D	PL18	4	819	1313	1400	1571	1623	1843		58
	PL018	4	859	1353	1440	1611	1663	1883		58
42D	PL18	4	1093	1647	1766	2021	2046	2347		76
	PL018	4	1133	1687	1806	2061	2086	2387		76
<i>Square</i>										
18 x 18SQ	PL18	4	643	841	877	942	990	1151		34
	PL018	4	683	881	917	982	1030	1191		34
24 x 24SQ	PL18	4	654	841	877	942	990	1151		41
	PL018	4	694	881	917	982	1030	1191		41
30 x 30SQ	PL18	4	757	893	942	1115	1052	1275		51
	PL018	4	797	933	982	1155	1092	1315		51
36 x 36SQ	PL18	4	837	1051	1111	1313	1320	1513		62
	PL018	4	877	1091	1151	1353	1360	1553		62



¹ Exposed Baltic Birch plywood edge (PKNR, PF) can only be specified on square tops up to 47-1/2" x 95-1/2". Clear finish only.



STANDARD FEATURES

- Select from 15 standard laminates or choose any standard Wilsonart, Nevamar, Formica, Arborite and Pionite matte finish laminates at no upcharge. For other laminate please contact the factory for pricing.
- 9 standard veneer and hardwood edge stains. Stain-to-match available at no upcharge.
- Bases available in any Spectone color.
- Standard table height 18".
- All bases are standard with floor leveling glides.
- PL is constructed from 2.5" dia round steel tube, PLO is constructed from 3.5" x 2.5" OD oval steel tube.

OPTIONS

- Custom heights available.
- For applicable Power & Data modules, please see Table Accessories Price List.

HOW TO ORDER

1. Select Model
2. Select Base
3. Select Edge Style
4. Select Top Finish
5. Select Edge Finish
6. Select Base Finish

Example: 24D - PL18 - PVF
 MODEL | BASE | EDGE

POST LEGS TABLES OCCASIONAL AND LOUNGE



MODEL	BASES		TOP SPECIFICATIONS						OPTIONS	LBS
	Code	Qty.	SE PVF 2MM	HF HB PKNR ¹ PF ¹	HBV HBVR HBG	HF2 HB2 HKNR4 HBG2	HF HB HBV HBVR HBG	HF2 HB2 HKNR4 HBG2		
<i>Rectangle</i>										
24 x 36RE	PL18	4	746	873	920	986	1037	1163		50
	PL018	4	786	913	960	1026	1077	1203		50
24 x 42RE	PL18	4	809	1015	1069	1166	1225	1399		58
	PL018	4	849	1055	1109	1206	1265	1439		58
24 x 48RE	PL18	4	809	1015	1069	1166	1225	1399		58
	PL018	4	849	1055	1109	1206	1265	1439		58
30 x 36RE	PL18	4	837	986	1038	1123	1183	1335		56
	PL018	4	877	1026	1078	1163	1223	1375		56
30 x 42RE	PL18	4	858	1140	1205	1316	1399	1611		66
	PL018	4	898	1180	1245	1356	1439	1651		66
30 x 48RE	PL18	4	858	1140	1205	1316	1399	1611		66
	PL018	4	898	1180	1245	1356	1439	1651		66



¹ Exposed Baltic Birch plywood edge (PKNR, PF) can only be specified on tops up to 47-1/2" x 95-1/2". Clear finish only.



2448RE-PL18

STANDARD FEATURES

- Select from 15 standard laminates or choose any standard Wilsonart, Nevamar, Formica, Arborite and Pionite matte finish laminates at no upcharge. For other laminate please contact the factory for pricing.
- 9 standard veneer and hardwood edge stains. Stain-to-match available at no upcharge.
- Bases available in any Spectone color.
- Standard table height 18".
- All bases are standard with floor leveling glides.
- PL is constructed from 2.5" dia round steel tube, PLO is constructed from 3.5" x 2.5" OD oval steel tube.

OPTIONS

- Custom heights available.
- For applicable Power & Data modules, please see Table Accessories Price List.

HOW TO ORDER

1. Select Model
2. Select Base
3. Select Edge Style
4. Select Top Finish
5. Select Edge Finish
6. Select Base Finish

Example: 2448RE - PL18 - PVF



POST LEGS TABLES

GENERAL PURPOSE



MODEL	BASES		TOP SPECIFICATIONS						OPTIONS			LBS
	Code	Qty.	For Laminate Top			For Veneer Top			FOLD (FL)	CASTERS		
			SE PVF 2MM	HF HB	HBV HBG	HF2 HB2 HKN4 HKNR4 HBG2	HF HB HBV HBVR HBG	HF2 HB2 HKN4 HKNR4 HBG2			HARD (HC)	SOFT (SC)
<i>Round</i>												
24D	PL	4	624	970	1006	1111	1167	1275		92	196	41
	PLO	4	664	1010	1046	1151	1207	1315		92	196	37
30D	PL	4	724	1065	1111	1320	1267	1425		92	196	51
	PLO	4	764	1105	1151	1360	1307	1465		92	196	47
36D	PL	4	819	1313	1400	1571	1623	1843		92	196	62
	PLO	4	859	1353	1440	1611	1663	1883		92	196	58
42D	PL	4	1093	1647	1766	2021	2046	2347		92	196	76
	PLO	4	1133	1687	1806	2061	2086	2387		92	196	72
48D	PL	4	1115	1859	1989	2115	2571	2958		92	196	92
	PLO	4	1155	1899	2029	2155	2611	2998		92	196	88
54D	PL	4	1394	2490	2692	2885	3112	3608	574	92	196	110
	PLO	4	1434	2530	2732	2925	3152	3648		92	196	106
60D	PL	4	1440	2685	2900	3063	3722	4339	574	92	196	129
	PLO	4	1480	2725	2940	3103	3762	4379		92	196	125

*Folding tables available with PVC Flat (PVF) edge only.



2448RE-PL



2448RE-PLO

STANDARD FEATURES

- Select from 15 standard laminates or choose any standard Wilsonart, Nevamar, Formica, Arborite and Pionite matte finish laminates at no upcharge. For other laminate please contact the factory for pricing.
- 9 standard veneer and hardwood edge stains. Stain-to-match available at no upcharge.
- Bases available in any Spectone color.
- Standard table height 29".
- All bases are standard with floor leveling glides.
- PL is constructed from 2.5" dia round steel tube, PLO is constructed from 3.5" x 2.5" OD oval steel tube.

OPTIONS

- Custom heights available.
- For applicable Power & Data modules, please see Table Accessories Price List.

HOW TO ORDER

1. Select Model
2. Select Base
3. Select Edge Style
4. Select Options
5. Select Top Finish
6. Select Edge Finish
7. Select Base Finish

Example: 24D - PL - PVF -



POST LEGS TABLES

GENERAL PURPOSE



MODEL	BASES		TOP SPECIFICATIONS						OPTIONS			LBS
	Code	Qty.	For Laminate Top			For Veneer Top			FOLD (FL)	CASTERS HARD (HC) SOFT (SC)		
			SE PVF 2MM	HF HB PKNR ¹ PF ¹	HBV HBVR HBG	HF2 HB2 HKN4 HKNR4 HBG2	HF HB HBV HBVR HBG	HF2 HB2 HKN4 HKNR4 HBG2				
<i>Square</i>												
24 x 24SQ	PL	4	654	841	877	942	990	1151		92	196	41
	PLO	4	694	881	917	982	1030	1191		92	196	37
30 x 30SQ	PL	4	757	893	942	1115	1052	1275		92	196	51
	PLO	4	797	933	982	1155	1092	1315		92	196	47
36 x 36SQ	PL	4	837	1051	1111	1313	1320	1513		92	196	58
	PLO	4	877	1091	1151	1353	1360	1553		92	196	58
42 x 42SQ	PL	4	1107	1417	1513	1609	1675	1938	574	92	196	76
	PLO	4	1147	1457	1553	1649	1715	1978		92	196	72
48 x 48SQ	PL	4	1255	1527	1628	1673	2037	2376	574	92	196	92
	PLO	4	1295	1567	1668	1713	2077	2416		92	196	88
54 x 54SQ	PL	5	1510	2110	2268	2451	2551	2990	716	92	196	116
	PLO	5	1560	2160	2318	2501	2601	3040		92	196	111
60 x 60SQ	PL	5	1539	2212	2380	2564	3011	3543	716	92	196	135
	PLO	5	1589	2262	2430	2614	3061	3593		92	196	130



*Folding tables available with PVC Flat (PVF) edge only.

¹ Exposed Baltic Birch plywood edge (PKNR, PF) can only be specified on tops up to 47-1/2" x 95-1/2". Clear finish only.



2448RE-PL



2448RE-PLO

STANDARD FEATURES

- Select from 15 standard laminates or choose any standard Wilsonart, Nevamar, Formica, Arborite and Pionite matte finish laminates at no upcharge. For other laminate please contact the factory for pricing.
- 9 standard veneer and hardwood edge stains. Stain-to-match available at no upcharge.
- Bases available in any Spectone color.
- Standard table height 29".
- All bases are standard with floor leveling glides.
- PL is constructed from 2.5" dia round steel tube, PLO is constructed from 3.5" x 2.5" OD oval steel tube.

OPTIONS

- Custom heights available.
- For applicable Power & Data modules, please see Table Accessories Price List.

HOW TO ORDER

1. Select Model
2. Select Base
3. Select Edge Style
4. Select Options
5. Select Top Finish
6. Select Edge Finish
7. Select Base Finish

Example: 2424SQ - PL - PVF -



POST LEGS TABLES

GENERAL PURPOSE



MODEL	BASES		TOP SPECIFICATIONS						OPTIONS			LBS
	Code	Qty.	For Laminate Top			For Veneer Top			FOLD (FL)	CASTERS HARD (HC)	SOFT (SC)	
			SE PVF 2MM	HF HB PKNR ¹ PF ¹	HBV HBVR HBG	HF2 HB2 HKN4 HKNR4 HBG2	HF HB HBV HBVR HBG	HF2 HB2 HKN4 HKNR4 HBG2				
<i>Rectangle</i>												
24 x 30RE	PL	4	746	873	920	986	1037	1163		92	196	50
	PLO	4	786	913	960	1026	1077	1203		92	196	46
24 x 36RE	PL	4	746	873	920	986	1037	1163		92	196	50
	PLO	4	786	913	960	1026	1077	1203		92	196	46
24 x 42RE	PL	4	809	1015	1069	1166	1225	1399		92	196	58
	PLO	4	849	1055	1109	1206	1265	1439		92	196	54
24 x 48RE	PL	4	809	1015	1069	1166	1225	1399		92	196	58
	PLO	4	849	1055	1109	1206	1265	1439		92	196	54
24 x 54RE	PL	4	867	1168	1236	1347	1431	1644		92	196	66
	PLO	4	907	1208	1276	1387	1471	1684		92	196	62
24 x 60RE	PL	4	867	1168	1236	1347	1431	1644	574	92	196	66
	PLO	4	907	1208	1276	1387	1471	1684		92	196	62
24 x 66RE	PL	4	1010	1372	1455	1591	1679	1940	574	92	196	81
	PLO	4	1050	1412	1495	1631	1719	1980		112	244	76
24 x 72RE	PL	5	1123	1485	1568	1704	1792	2053	716	112	244	81
	PLO	5	1173	1535	1618	1754	1842	2103				76



*Folding tables available with PVC Flat (PVF) edge only.

¹ Exposed Baltic Birch plywood edge (PKNR, PF) can only be specified on tops up to 47-1/2" x 95-1/2". Clear finish only.



2448RE-PL



2448RE-PLO

STANDARD FEATURES

- Select from 15 standard laminates or choose any standard Wilsonart, Nevamar, Formica, Arborite and Pionite matte finish laminates at no upcharge. For other laminate please contact the factory for pricing.
- 9 standard veneer and hardwood edge stains. Stain-to-match available at no upcharge.
- Bases available in any Spectone color.
- Standard table height 29".
- All bases are standard with floor leveling glides.
- PL is constructed from 2.5" dia round steel tube, PLO is constructed from 3.5" x 2.5" OD oval steel tube.

OPTIONS

- Custom heights available.
- For applicable Power & Data modules, please see Table Accessories Price List.

HOW TO ORDER

1. Select Model
2. Select Base
3. Select Edge Style
4. Select Options
5. Select Top Finish
6. Select Edge Finish
7. Select Base Finish

Example: 2430RE - PL - PVF -





Pricing March 1, 2019
Discount 57.7% from List prices



SIN 711-11

POST LEGS TABLES GENERAL PURPOSE

MODEL	BASES		TOP SPECIFICATIONS						OPTIONS			LBS
	Code	Qty.	For Laminate Top			For Veneer Top			FOLD (FL)	CASTERS		
			SE PVF 2MM	HF HB PKNR ¹ PF ¹	HBV HBVR HBG	HF2 HB2 HKN4 HKNR4 HBG2	HF HB HBV HBVR HBG	HF2 HB2 HKN4 HKNR4 HBG2			HARD (HC)	SOFT (SC)
<i>Rectangle</i>												
30 x 36RE	PL	4	837	986	1038	1123	1183	1335		92	196	56
	PLO	4	877	1026	1078	1163	1223	1375		92	196	52
30 x 42RE	PL	4	858	1140	1205	1316	1399	1611		92	196	66
	PLO	4	898	1180	1245	1356	1439	1651		92	196	62
30 x 48RE	PL	4	858	1140	1205	1316	1399	1611		92	196	66
	PLO	4	898	1180	1245	1356	1439	1651		92	196	62
30 x 54RE	PL	4	916	1301	1385	1544	1639	1904		92	196	77
	PLO	4	956	1341	1425	1584	1679	1944		92	196	73
30 x 60RE	PL	4	916	1301	1385	1544	1639	1904	574	92	196	77
	PLO	4	956	1341	1425	1584	1679	1944		92	196	73
30 x 66RE	PL	4	1086	1398	1500	1661	1753	2046	574	92	196	93
	PLO	4	1126	1438	1540	1701	1793	2086		92	196	88
30 x 72RE	PL	5	1254	1661	1764	1972	2080	2403	716	112	244	93
	PLO	5	1304	1711	1814	2022	2130	2453		112	244	88
30 x 78RE	PL	5	1474	1834	1956	2198	2325	2696	716	112	244	104
	PLO	5	1524	1884	2006	2248	2375	2746		112	244	99
30 x 84RE	PL	5	1474	1834	1956	2198	2325	2696	716	112	244	104
	PLO	5	1524	1884	2006	2248	2375	2746		112	244	99
30 x 90RE	PL	5	1495	2051	2198	2421	2571	2994	716	112	244	114
	PLO	5	1545	2101	2248	2471	2621	3044		112	244	109
30 x 96RE	PL	6	1608	2164	2311	2534	2684	3107		136	292	114
	PLO	6	1668	2224	2371	2594	2744	3167		136	292	109



*Folding tables available with PVC Flat (PVF) edge only.

¹ Exposed Baltic Birch plywood edge (PKNR, PF) can only be specified on tops up to 47-1/2" x 95-1/2". Clear finish only.



2448RE-PL
STANDARD FEATURES

- Select from 15 standard laminates or choose any standard Wilsonart, Nevamar, Formica, Arborite and Pionite matte finish laminates at no upcharge. For other laminate please contact the factory for pricing.
- 9 standard veneer and hardwood edge stains. Stain-to-match available at no upcharge.
- Bases available in any Spectone color.
- Standard table height 29".
- All bases are standard with floor leveling glides.
- PL is constructed from 2.5" dia round steel tube, PLO is constructed from 3.5" x 2.5" OD oval steel tube.



2448RE-PLO

OPTIONS

- Custom heights available.
- For applicable Power & Data modules, please see Table Accessories Price List.

HOW TO ORDER

1. Select Model
2. Select Base
3. Select Edge Style
4. Select Options
5. Select Top Finish
6. Select Edge Finish
7. Select Base Finish

Example: 3036RE - PL - PVF -



POST LEGS TABLES GENERAL PURPOSE



MODEL	BASES		TOP SPECIFICATIONS						OPTIONS				LBS	
	Code	Qty.	For Laminate Top			For Veneer Top			FLIP TOP (FT)	FOLD (FL)	CASTERS			WHEELS (WB)
			SE PVF 2MM	HF HB PKNR ¹ PF ¹	HBV HBVR HBG	HF2 HB2 HKN4 HKNR4 HBG2	HF HB HBV HBVR HBG	HF2 HB2 HKN4 HKNR4 HBG2					HARD (HC)	
<i>Rectangle</i>														
36 x 42RE	PL	4	956	1168	1249	1360	1446	1668			92	196		75
	PLO	4	996	1208	1289	1400	1486	1708			92	196		71
36 x 48RE	PL	4	980	1280	1367	1500	1588	1848			92	196		75
	PLO	4	1020	1320	1407	1540	1628	1888			92	196		71
36 x 60RE	PL	4	1075	1492	1598	1767	1874	2199	574		92	196		87
	PLO	4	1115	1532	1638	1807	1914	2239			92	196		83
36 x 66RE	PL	4	1162	1594	1716	1902	2019	2376	574		92	196		106
	PLO	4	1202	1634	1756	1942	2059	2416			92	196		101
36 x 72RE	PL	5	1312	1764	1880	2149	2279	2665	716		112	244		106
	PLO	5	1362	1814	1930	2199	2329	2715			112	244		101
36 x 78RE	PL	5	1640	2124	2276	2509	2661	3116	716		112	244		119
	PLO	5	1690	2174	2326	2559	2711	3166			112	244		114
36 x 84RE	PL	5	1640	2124	2276	2509	2661	3116	716		112	244		119
	PLO	5	1690	2174	2326	2559	2711	3166			112	244		114
36 x 90RE	PL	6	1760	2449	2622	2894	3069	3573			136	292		137
	PLO	6	1820	2509	2682	2954	3129	3633			136	292		131
36 x 96RE	PL	6	1760	2449	2622	2894	3069	3573			136	292		137
	PLO	6	1820	2509	2682	2954	3129	3633			136	292		131



*Folding tables available with PVC Flat (PVF) edge only.

¹ Exposed Baltic Birch plywood edge (PKNR, PF) can only be specified on tops up to 47-1/2" x 95-1/2". Clear finish only.



2448RE-PL



2448RE-PLO

STANDARD FEATURES

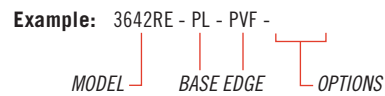
- Select from 15 standard laminates or choose any standard Wilsonart, Nevamar, Formica, Arborite and Pionite matte finish laminates at no upcharge. For other laminate please contact the factory for pricing.
- 9 standard veneer and hardwood edge stains. Stain-to-match available at no upcharge.
- Bases available in any Spectone color.
- Standard table height 29".
- All bases are standard with floor leveling glides.
- PL is constructed from 2.5" dia round steel tube, PLO is constructed from 3.5" x 2.5" OD oval steel tube.

OPTIONS

- Custom heights available.
- For applicable Power & Data modules, please see Table Accessories Price List.

HOW TO ORDER

1. Select Model
2. Select Base
3. Select Edge Style
4. Select Options
5. Select Top Finish
6. Select Edge Finish
7. Select Base Finish



POST LEGS TABLES GENERAL PURPOSE

SIN 711-11



MODEL	BASES		TOP SPECIFICATIONS						OPTIONS				LBS
	Code	Qty.	For Laminate Top			For Veneer Top			FLIP TOP (FT)	FOLD (FL)	CASTERS		
			SE PVF 2MM	HF HB PKNR ¹ PF ¹	HBV HBVR HBG	HF2 HB2 HKN4 HKNR4 HBG2	HF HB HBV HBVR HBG	HF2 HB2 HKN4 HKNR4 HBG2				HARD (HC)	SOFT (SC)
<i>Rectangle</i>													
42 x 78RE	PL	5	1878	2294	2460	2862	2994	3521			112	244	133
	PLO	5	1928	2344	2510	2912	3044	3571			112	244	128
42 x 84RE	PL	5	1878	2294	2460	2862	2994	3521			112	244	133
	PLO	5	1928	2344	2510	2912	3044	3571			112	244	128

¹ Exposed Baltic Birch plywood edge (PKNR, PF) can only be specified on tops up to 47-1/2" x 95-1/2". Clear finish only.



2448RE-PL



2448RE-PLO

STANDARD FEATURES

- Select from 15 standard laminates or choose any standard Wilsonart, Nevamar, Formica, Arborite and Pionite matte finish laminates at no upcharge. For other laminate please contact the factory for pricing.
- 9 standard veneer and hardwood edge stains. Stain-to-match available at no upcharge.
- Bases available in any Spectone color.
- Standard table height 29".
- All bases are standard with floor leveling glides.
- PL is constructed from 2.5" dia round steel tube, PLO is constructed from 3.5" x 2.5" OD oval steel tube.

OPTIONS

- Custom heights available.
- For applicable Power & Data modules, please see Table Accessories Price List.

HOW TO ORDER

1. Select Model
2. Select Base
3. Select Edge Style
4. Select Options
5. Select Top Finish
6. Select Edge Finish
7. Select Base Finish

Example: 3696RE - PL - PVF -



POST LEGS TABLES

GENERAL PURPOSE



MODEL	BASES		TOP SPECIFICATIONS						OPTIONS				LBS	
	Code	Qty.	For Laminate Top			For Veneer Top			FLIP TOP (FT)	FOLD (FL)	CASTERS			WHEELS (WB)
			SE PVF 2MM	HF HB	HBV HBG	HF2 HB2 HKN4 HKNR4 HBG2	HF HB HBV HBVR HBG	HF2 HB2 HKN4 HKNR4 HBG2					HARD (HC)	
<i>Racetrack</i>														
36 x 54RT	PL	4	1130	1679	1807	2036	2130	2465			92	196		87
	PLO	4	1170	1719	1847	2076	2170	2505			92	196		83
36 x 60RT	PL	4	1130	1679	1807	2036	2130	2465			92	196		87
	PLO	4	1170	1719	1847	2076	2170	2505			92	196		83
36 x 66RT	PL	4	1285	1859	1997	2242	2458	2877			92	196		100
	PLO	4	1325	1899	2037	2282	2498	2917			92	196		96
36 x 72RT	PL	4	1285	1859	1997	2242	2458	2877			92	196		100
	PLO	4	1325	1899	2037	2282	2498	2917			92	196		96
36 x 78RT	PL	4	1544	2273	2443	2814	2891	3380			92	196		119
	PLO	4	1584	2313	2483	2854	2931	3420			92	196		114
36 x 84RT	PL	5	1657	2386	2556	2927	3004	3493			112	244		119
	PLO	5	1707	2436	2606	2977	3054	3543			112	244		114
36 x 90RT	PL	5	1661	2633	2836	3251	3348	3904			112	244		131
	PLO	5	1711	2683	2886	3301	3398	3954			112	244		126
36 x 96RT	PL	6	1774	2746	2949	3364	3461	4017			136	292		131
	PLO	6	1834	2806	3009	3424	3521	4077			136	292		126



2448RE-PL



2448RE-PLO

STANDARD FEATURES

- Select from 15 standard laminates or choose any standard Wilsonart, Nevamar, Formica, Arborite and Pionite matte finish laminates at no upcharge. For other laminate please contact the factory for pricing.
- 9 standard veneer and hardwood edge stains. Stain-to-match available at no upcharge.
- Bases available in any Spectone color.
- Standard table height 29".
- All bases are standard with floor leveling glides.
- PL is constructed from 2.5" dia round steel tube, PLO is constructed from 3.5" x 2.5" OD oval steel tube.

OPTIONS

- Custom heights available.
- For applicable Power & Data modules, please see Table Accessories Price List.

HOW TO ORDER

1. Select Model
2. Select Base
3. Select Edge Style
4. Select Options
5. Select Top Finish
6. Select Edge Finish
7. Select Base Finish

Example: 3654RT - PL - PVF -



POST LEGS TABLES GENERAL PURPOSE

SIN 711-11



MODEL	BASES		TOP SPECIFICATIONS						OPTIONS				LBS	
	Code	Qty.	For Laminate Top			For Veneer Top			FLIP TOP (FT)	FOLD (FL)	CASTERS			WHEELS (WB)
			SE PVF 2MM	HF HB	HBV HBVR HBG	HF2 HB2 HKN4 HKNR4 HBG2	HF HB HBV HBVR HBG	HF2 HB2 HKN4 HKNR4 HBG2					HARD (HC)	
<i>Racetrack</i>														
42 x 78RT	PL	4	1780	2469	2678	3097	3198	3760			92	196		142
	PLO	4	1820	2509	2718	3137	3238	3800			92	196		138
42 x 84RT	PL	4	1780	2469	2678	3097	3198	3760			92	196		142
	PLO	4	1820	2509	2718	3137	3238	3800			92	196		138
48 x 78RT	PL	4	1783	2765	3002	3373	3605	4243			92	196		142
	PLO	4	1823	2805	3042	3413	3645	4283			92	196		138
48 x 84RT	PL	4	1783	2765	3002	3373	3605	4243			92	196		142
	PLO	4	1823	2805	3042	3413	3645	4283			92	196		138



2448RE-PL



2448RE-PLO

STANDARD FEATURES

- Select from 15 standard laminates or choose any standard Wilsonart, Nevamar, Formica, Arborite and Pionite matte finish laminates at no upcharge. For other laminate please contact the factory for pricing.
- 9 standard veneer and hardwood edge stains. Stain-to-match available at no upcharge.
- Bases available in any Spectone color.
- Standard table height 29".
- All bases are standard with floor leveling glides.
- PL is constructed from 2.5" dia round steel tube, PLO is constructed from 3.5" x 2.5" OD oval steel tube.

OPTIONS

- Custom heights available.
- For applicable Power & Data modules, please see Table Accessories Price List.

HOW TO ORDER

1. Select Model
2. Select Base
3. Select Edge Style
4. Select Options
5. Select Top Finish
6. Select Edge Finish
7. Select Base Finish

Example: 4278RT - PL - PVF -



POST LEGS TABLES GENERAL PURPOSE

MODEL	BASES		TOP SPECIFICATIONS						OPTIONS				LBS	
	Code	Qty.	For Laminate Top			For Veneer Top			FLIP TOP (FT)	FOLD (FL)	CASTERS			WHEELS (WB)
			SE PVF 2MM	HF HB	HBV HBVR HBG	HF2 HB2 HKN4 HKNR4 HBG2	HF HB HBV HBVR HBG	HF2 HB2 HKN4 HKNR4 HBG2					HARD (HC)	
<i>Bullet</i>														
30 x 54B	PL	4	1033	1580	1694	1894	1954	2285			92	196		77
	PLO	4	1073	1620	1734	1934	1994	2325			92	196		73
30 x 60B	PL	4	1033	1580	1694	1894	1954	2285			92	196		77
	PLO	4	1073	1620	1734	1934	1994	2325			92	196		73
36 x 54B	PL	4	1151	2071	2234	2527	2567	2984			92	196		87
	PLO	4	1191	2111	2274	2567	2607	3024			92	196		83
36 x 60B	PL	4	1151	2071	2234	2527	2567	2984			92	196		87
	PLO	4	1191	2111	2274	2567	2607	3024			92	196		83
36 x 72B	PL	4	1284	2301	2481	2794	2976	3499			92	196		100
	PLO	4	1324	2341	2521	2834	3016	3539			92	196		96



2448RE-PL



2448RE-PLO

STANDARD FEATURES

- Select from 15 standard laminates or choose any standard Wilsonart, Nevamar, Formica, Arborite and Pionite matte finish laminates at no upcharge. For other laminate please contact the factory for pricing.
- 9 standard veneer and hardwood edge stains. Stain-to-match available at no upcharge.
- Bases available in any Spectone color.
- Standard table height 29".
- All bases are standard with floor leveling glides.
- PL is constructed from 2.5" dia round steel tube, PLO is constructed from 3.5" x 2.5" OD oval steel tube.

OPTIONS

- Custom heights available.
- For applicable Power & Data modules, please see Table Accessories Price List.

HOW TO ORDER

1. Select Model
2. Select Base
3. Select Edge Style
4. Select Options
5. Select Top Finish
6. Select Edge Finish
7. Select Base Finish

Example: 3054B - PL - PVF -



POST LEGS TABLES GENERAL PURPOSE



MODEL	BASES		TOP SPECIFICATIONS						OPTIONS				LBS
	Code	Qty.	For Laminate Top			For Veneer Top			FLIP TOP (FT)	FOLD (FL)	CASTERS HARD (HC) SOFT (SC)	WHEELS (WB)	
			SE PVF 2MM	HF HB	HBV HBVR HBG	HF2 HB2 HKN4 HKNR4 HBG2	HF HB HBV HBVR HBG	HF2 HB2 HKN4 HKNR4 HBG2					
<i>Halfmoon</i>													
24 x 48H	PL	4	826	1320	1444	1594	1716	1997			92	196	58
	PLO	4	866	1360	1484	1634	1756	2037			92	196	54
30 x 60H	PL	4	1033	1768	1939	2108	2319	2720			92	196	77
	PLO	4	1073	1808	1979	2148	2359	2760			92	196	73
36 x 72H	PL	4	1284	2288	2510	2717	3061	3603			92	196	100
	PLO	4	1324	2328	2550	2757	3101	3643			92	196	96
<i>Trapezoid</i>													
30 x 60TP	PL	4	1033	1486	1591	1773	1826	2133			92	196	77
	PLO	4	1073	1526	1631	1813	1866	2173			92	196	73
36 x 72TP	PL	4	1284	1898	2037	2352	2431	2873			92	196	100
	PLO	4	1324	1938	2077	2392	2471	2913			92	196	96
<i>Radius (connector)</i>													
24 x 24	24RC90	-	380	689	779	893	915	1096					17
30 x 30	30RC90	-	485	912	1025	1149	1214	1457					27
<i>Crescent</i>													
30 x 36	3036CRC90-PL	1	670	1329	1413	1478	1688	1918					38
	3036CRC90-PLO	1	680	1339	1423	1488	1698	1928					37
36 x 42	3642CRC90-PL	1	1019	1638	1752	1838	2126	2438					51
	3642CRC90-PLO	1	1029	1648	1762	1848	2136	2448					50



2448RE-PL



2448RE-PLO

STANDARD FEATURES

- Select from 15 standard laminates or choose any standard Wilsonart, Nevamar, Formica, Arborite and Pionite matte finish laminates at no upcharge. For other laminate please contact the factory for pricing.
- 9 standard veneer and hardwood edge stains. Stain-to-match available at no upcharge.
- Bases available in any Spectone color.
- Standard table height 29".
- All bases are standard with floor leveling glides.
- PL is constructed from 2.5" dia round steel tube, PLO is constructed from 3.5" x 2.5" OD oval steel tube.

OPTIONS

- Custom heights available.
- For applicable Power & Data modules, please see Table Accessories Price List.

HOW TO ORDER

1. Select Model
2. Select Base
3. Select Edge Style
4. Select Options
5. Select Top Finish
6. Select Edge Finish
7. Select Base Finish

Example: 2448H - PL - PVF -





Pricing March 1, 2019
Discount 57.7% from List prices



SIN 711-11

POST LEGS TABLES BOARDROOM



MODEL	BASES		TOP SPECIFICATIONS						OPTIONS	LBS
	<i>Code</i>	<i>Qty.</i>	<i>For Laminate Top</i>			<i>For Veneer Top</i>				
			SE PVF 2MM	HF HB PKNR ¹ PF ¹	HBV HBVR HBG	HF2 HB2 HKN4 HKNR4 HBG2	HF HB HBV HBVR HBG	HF2 HB2 HKN4 HKNR4 HBG2		
<i>Rectangle</i>										
42 x 96RE	PL	5	1929	2804	3041	3280	3634	4319		165
	PLO	5	1979	2854	3091	3330	3684	4369		160
	PLH	5	2354	3229	3466	3705	4059	4744		179
48 x 96RE	PL	5	1929	2804	3041	3280	3634	4319		165
	PLO	5	1979	2854	3091	3330	3684	4369		160
	PLH	5	2354	3229	3466	3705	4059	4744		179
48 x 120RE	PLH	6	2877	4007	4275	4852	4937	5738		234
48 x 144RE	PLH	6	3258	4878	5231	5780	5650	6613		268
48 x 168RE	PLH	6	3743	5374	5776	6543	6366	7485		302
60 x 120RE	PLH	6	3343	5032	5401	5971	5835	6840		276
60 x 144RE	PLH	6	3774	5801	6243	6926	6765	7970		318
60 x 168RE	PLH	6	4206	6571	7084	7884	7695	9099		360



¹ Exposed Baltic Birch plywood edge (PKNR, PF) can only be specified on tops up to 47-1/2" x 95-1/2". Clear finish only.



4296BTA-PL



4296BTA-PLO



4296BTA-PLH

STANDARD FEATURES

- Select from 15 standard laminates or choose any standard Wilsonart, Nevamar, Formica, Arborite and Pionite matte finish laminates at no upcharge. For other laminate please contact the factory for pricing.
- 9 standard veneer and hardwood edge stains. Stain-to-match available at no upcharge.
- Bases available in any Spectone color.
- Standard table height 29".
- All bases are standard with floor leveling glides.
- PL is constructed from 2.5" dia round steel tube, PLO from 3.5" x 2.5" OD oval steel tube, and PLH from 3.5" dia round steel tube.

OPTIONS

- Custom heights available.
- For applicable Power & Data modules, please see Table Accessories Price List.

HOW TO ORDER

1. Select Model
2. Select Base
3. Select Edge Style
4. Select Top Finish
5. Select Edge Finish
6. Select Base Finish

Example: 4296RE - PL - PVF

MODEL | BASE EDGE

POST LEGS TABLES BOARDROOM



MODEL	BASES		TOP SPECIFICATIONS						OPTIONS	LBS
	Code	Qty.	For Laminate Top			For Veneer Top				
			SE PVF 2MM	HF HB	HBV HBVR HBG	HF2 HB2 HKN4 HKNR4 HBG2	HF HB HBV HBVR HBG	HF2 HB2 HKN4 HKNR4 HBG2		
<i>Racetrack</i>										
42 x 96RT	PL	5	1949	2938	3179	3759	4169	4899		165
	PLO	5	1999	2988	3229	3809	4219	4949		160
	PLH	5	2374	3363	3604	4184	4594	5324		179
48 x 96RT	PL	5	1949	2938	3179	3759	4169	4899		165
	PLO	5	1999	2988	3229	3809	4219	4949		160
	PLH	5	2374	3363	3604	4184	4594	5324		179
48 x 120RT	PLH	6	2903	4473	4787	5586	5552	6405		234
48 x 144RT	PLH	6	3287	5242	5627	6618	6388	7423		268
48 x 168RT	PLH	6	3774	5900	6350	7450	7236	8435		302
60 x 120RT	PLH	6	3332	5294	5684	6688	6643	7713		276
60 x 144RT	PLH	6	3812	6255	6739	7979	7690	8982		318
60 x 168RT	PLH	6	4423	7081	7643	9014	8749	10247		360



4296BTA-PL



4296BTA-PLO



4296BTA-PLH

STANDARD FEATURES

- Select from 15 standard laminates or choose any standard Wilsonart, Nevamar, Formica, Arborite and Pionite matte finish laminates at no upcharge. For other laminate please contact the factory for pricing.
- 9 standard veneer and hardwood edge stains. Stain-to-match available at no upcharge.
- Bases available in any Spectone color.
- Standard table height 29".
- All bases are standard with floor leveling glides.
- PL is constructed from 2.5" dia round steel tube, PLO from 3.5" x 2.5" OD oval steel tube, and PLH from 3.5" dia round steel tube.

OPTIONS

- Custom heights available.
- For applicable Power & Data modules, please see Table Accessories Price List.

HOW TO ORDER

1. Select Model
2. Select Base
3. Select Edge Style
4. Select Top Finish
5. Select Edge Finish
6. Select Base Finish

Example: 4296RT - PL - PVF





Pricing March 1, 2019
Discount 57.7% from List prices



SIN 711-11

POST LEGS TABLES BOARDROOM



MODEL	BASES		TOP SPECIFICATIONS						OPTIONS	LBS
	Code	Qty.	For Laminate Top			For Veneer Top				
			SE PVF 2MM	HF HB	HBV HBVR HBG	HF2 HB2 HKN4 HKNR4 HBG2	HF HB HBV HBVR HBG	HF2 HB2 HKN4 HKNR4 HBG2		
<i>Boatshape</i>										
42 x 96BT	PL	5	1949	3613	3923	4242	4695	5093		165
	PLO	5	1999	3663	3973	4292	4745	5143		160
	PLH	5	2374	4038	4348	4667	5120	5518		179
48 x 96BT	PL	5	1949	3613	3923	4242	4695	5093		165
	PLO	5	1999	3663	3973	4292	4745	5143		160
	PLH	5	2374	4038	4348	4667	5120	5518		179
48 x 120BT	PLH	6	2903	5212	5596	6001	6174	6634		234
48 x 144BT	PLH	6	3287	5982	6440	6926	7540	7958		268
48 x 168BT	PLH	6	3774	6718	7251	7813	8100	8746		302
60 x 120BT	PLH	6	3332	6216	6700	7205	7423	7994		276
60 x 144BT	PLH	6	3812	7182	7754	8363	9127	9652		318
60 x 168BT	PLH	6	4423	8103	8768	9471	9826	10636		360



4296BTA-PL



4296BTA-PLO



4296BTA-PLH

STANDARD FEATURES

- Select from 15 standard laminates or choose any standard Wilsonart, Nevamar, Formica, Arborite and Pionite matte finish laminates at no upcharge. For other laminate please contact the factory for pricing.
- 9 standard veneer and hardwood edge stains. Stain-to-match available at no upcharge.
- Bases available in any Spectone color.
- Standard table height 29".
- All bases are standard with floor leveling glides.
- PL is constructed from 2.5" dia round steel tube, PLO from 3.5" x 2.5" OD oval steel tube, and PLH from 3.5" dia round steel tube.

OPTIONS

- Custom heights available.
- For applicable Power & Data modules, please see Table Accessories Price List.

HOW TO ORDER

1. Select Model
2. Select Base
3. Select Edge Style
4. Select Top Finish
5. Select Edge Finish
6. Select Base Finish

Example: 4296BT - PL - PVF



POST LEGS TABLES BOARDROOM



MODEL	BASES		TOP SPECIFICATIONS						OPTIONS	LBS
	Code	Qty.	For Laminate Top			For Veneer Top				
			SE PVF 2MM	HF HB	HBV HBVR HBG	HF2 HB2 HKN4 HKNR4 HBG2	HF HB HBV HBVR HBG	HF2 HB2 HKN4 HKNR4 HBG2		
<i>Boatshape</i>										
<i>Arc Ends</i>										
42 x 96BTA	PL	5	2118	4143	4454	4776	5226	5624		165
	PLO	5	2168	4193	4504	4826	5276	5674		160
	PLH	5	2543	4568	4879	5201	5651	6049		179
48 x 96BTA	PL	5	2118	4143	4454	4776	5226	5624		165
	PLO	5	2168	4193	4504	4826	5276	5674		160
	PLH	5	2543	4568	4879	5201	5651	6049		179
48 x 120BTA	PLH	6	3072	5745	6129	6535	6707	7164		234
48 x 144BTA	PLH	6	3456	6512	6974	7460	8070	8491		268
48 x 168BTA	PLH	6	3944	7251	7785	8347	8631	9280		302
60 x 120BTA	PLH	6	3545	6884	7364	7871	8086	8658		276
60 x 144BTA	PLH	6	4023	7845	8421	9027	9793	10315		318
60 x 168BTA	PLH	6	4633	8768	9433	10134	10493	11304		360



4296BTA-PL



4296BTA-PLO



4296BTA-PLH

STANDARD FEATURES

- Select from 15 standard laminates or choose any standard Wilsonart, Nevamar, Formica, Arborite and Pionite matte finish laminates at no upcharge. For other laminate please contact the factory for pricing.
- 9 standard veneer and hardwood edge stains. Stain-to-match available at no upcharge.
- Bases available in any Spectone color.
- Standard table height 29".
- All bases are standard with floor leveling glides.
- PL is constructed from 2.5" dia round steel tube, PLO from 3.5" x 2.5" OD oval steel tube, and PLH from 3.5" dia round steel tube.

OPTIONS

- Custom heights available.
- For applicable Power & Data modules, please see Table Accessories Price List.

HOW TO ORDER

1. Select Model
2. Select Base
3. Select Edge Style
4. Select Top Finish
5. Select Edge Finish
6. Select Base Finish

Example: 4296BTA - PL - PVF

