



POST LEGS TABLES



PRODUCT CODE

2430 RE P LO

Top Size
Width x Length

Top Shape
 D : Round C90 : Radius
 SQ : Square CRC90 : Crescent (*connector*)
 RE : Rectangle BT : Boatshape
 RT : Racetrack BTA : Boatshape Arc
 B : Bullet
 H : Halfmoon
 TP : Trapezoid

Series
Post

Base
 PL : Post Legs/29" High
 PLO : Oval Post Legs/29" High
 PL18 : Post Leg/18" High
 PLO18 : Oval Post Legs/18" High



OPTIONS

CASTERS




FOLDING



FINISHES

LAMINATE



Select from 15 standard laminates or choose any standard Wilsonart, Nevamar, Formica, Arborite and Pionite matte finish laminates at no upcharge

VENEER




Select from one of our 9 standard wood stains or stain-to-match at no upcharge

BASE



Select from one of our 76 standard Spectone colors

EDGE

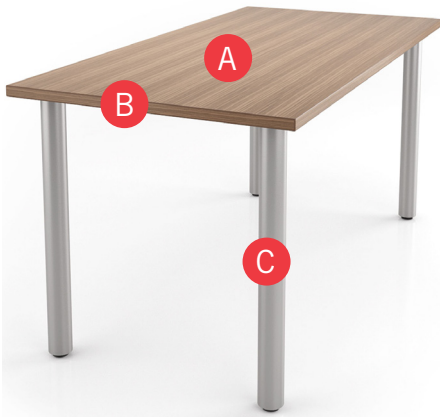


See Spectone Card or specfurniture.com/materials/finishes for a complete list of finish options and colors.



POST LEGS TABLES

HOW TO ORDER



Specify Top Size (Width x Length) and Shape

- A** Specify Top Type and Finish
For Laminate Top: Manufacturer, Laminate Name, Laminate Code
For Veneer Top: Wood Stain
- B** Specify Edge Type, (for hardwood: Style), and Finish
PVC/2mm/Self Edge/Exposed Baltic Birch Plywood/Hardwood
- C** Specify Base Style and Finish

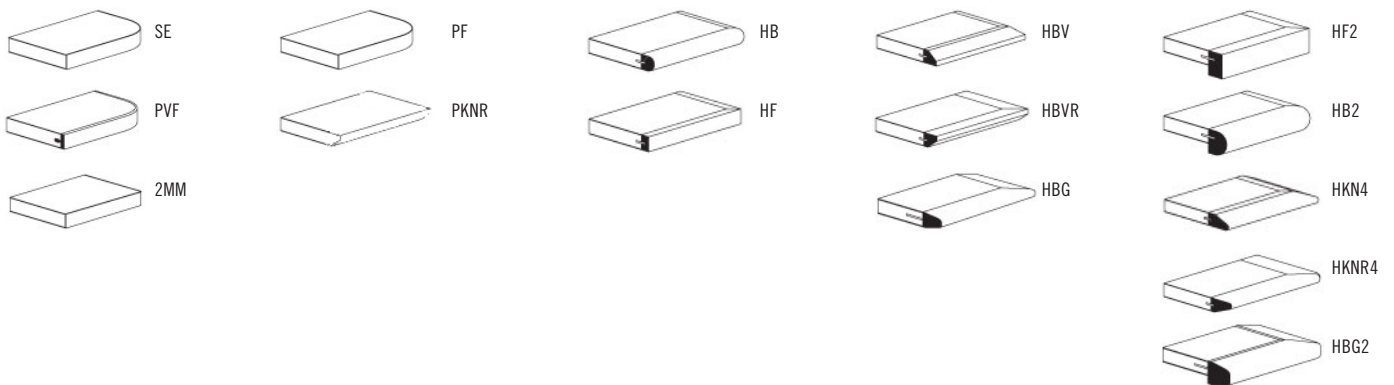
Optional: Fold, Hard Casters, Soft Casters, Grommets, Seam Connectors, Power and Data Modules, Custom Solutions

Restrictions may apply. See price list tables below for more information.



Top Size and Shape	Top Type and Finish	Edge Type and Finish	Base Style and Finish
24 x 48, Rectangle	Laminate, Arborite, Brown Sugar	Hardwood, HF, Custom Brown Sugar Stain	PL, Silver

EDGE PROFILES





POST LEGS TABLES

OCCASIONAL AND LOUNGE



MODEL	BASES		TOP SPECIFICATIONS						OPTIONS	LBS
	Code	Qty.	For Laminate Top			For Veneer Top				
			SE PVF 2MM	HF HB PKNR ¹ PF ¹	HBV HBVR HBG	HF2 HB2 HKN4 HKNR4 HBG2	HF HB HBV HBVR HBG	HF2 HB2 HKN4 HKNR4 HBG2		
<i>Round</i>										
24D	PL18	4	651	1011	1048	1157	1216	1328		37
	PL018	4	691	1051	1088	1197	1256	1368		37
30D	PL18	4	755	1110	1157	1375	1320	1484		47
	PL018	4	795	1150	1197	1415	1360	1524		47
36D	PL18	4	854	1367	1458	1636	1690	1919		58
	PL018	4	894	1407	1498	1676	1730	1959		58
42D	PL18	4	1139	1715	1839	2104	2130	2443		76
	PL018	4	1179	1755	1879	2144	2170	2483		76
<i>Square</i>										
18 x 18SQ	PL18	4	671	877	914	982	1032	1199		34
	PL018	4	711	917	954	1022	1072	1239		34
24 x 24SQ	PL18	4	682	877	914	982	1032	1199		41
	PL018	4	722	917	954	1022	1072	1239		41
30 x 30SQ	PL18	4	789	931	982	1162	1096	1328		51
	PL018	4	829	971	1022	1202	1136	1368		51
36 x 36SQ	PL18	4	872	1095	1157	1367	1375	1575		62
	PL018	4	912	1135	1197	1407	1415	1615		62



¹ Exposed Baltic Birch plywood edge (PKNR, PF) can only be specified on square tops up to 47-1/2" x 95-1/2". Clear finish only.



24D-PL18



24D-PL018



24SQ-PL18



24SQ-PL018

STANDARD FEATURES

- Select from 15 standard laminates or choose any standard Wilsonart, Nevamar, Formica, Arborite and Pionite matte finish laminates at no upcharge. For other laminate please contact the factory for pricing.
- 9 standard veneer and hardwood edge stains. Stain-to-match available at no upcharge.
- Bases available in any Spectone color.
- Standard table height 18".
- All bases are standard with floor leveling glides.
- PL is constructed from 2.5" dia round steel tube, PLO is constructed from 3.5" x 2.5" OD oval steel tube.

OPTIONS

- Custom heights available.
- For applicable Power & Data modules, please see Table Accessories Price List.

HOW TO ORDER

1. Select Model
2. Select Base
3. Select Edge Style
4. Select Top Finish
5. Select Edge Finish
6. Select Base Finish

Example: 24D - PL18 - PVF
 MODEL | BASE | EDGE



POST LEGS TABLES OCCASIONAL AND LOUNGE



MODEL	BASES		TOP SPECIFICATIONS						OPTIONS	LBS
	Code	Qty.	SE PVF 2MM	HF HB PKNR ¹ PF ¹	HBV HBVR HBG	HF2 HB2 HKN4 HKNR4 HBG2	HF HB HBV HBVR HBG	HF2 HB2 HKN4 HKNR4 HBG2		
<i>Rectangle</i>										
24 x 36RE	PL18	4	778	910	959	1027	1080	1211		50
	PL018	4	818	950	999	1067	1120	1251		50
24 x 42RE	PL18	4	843	1058	1114	1215	1276	1457		58
	PL018	4	883	1098	1154	1255	1316	1497		58
24 x 48RE	PL18	4	843	1058	1114	1215	1276	1457		58
	PL018	4	883	1098	1154	1255	1316	1497		58
30 x 36RE	PL18	4	872	1027	1081	1170	1232	1390		56
	PL018	4	912	1067	1121	1210	1272	1430		56
30 x 42RE	PL18	4	894	1188	1255	1371	1457	1677		66
	PL018	4	934	1228	1295	1411	1497	1717		66
30 x 48RE	PL18	4	894	1188	1255	1371	1457	1677		66
	PL018	4	934	1228	1295	1411	1497	1717		66



¹ Exposed Baltic Birch plywood edge (PKNR, PF) can only be specified on tops up to 47-1/2" x 95-1/2". Clear finish only.



2448RE-PL18

STANDARD FEATURES

- Select from 15 standard laminates or choose any standard Wilsonart, Nevamar, Formica, Arborite and Pionite matte finish laminates at no upcharge. For other laminate please contact the factory for pricing.
- 9 standard veneer and hardwood edge stains. Stain-to-match available at no upcharge.
- Bases available in any Spectone color.
- Standard table height 18".
- All bases are standard with floor leveling glides.
- PL is constructed from 2.5" dia round steel tube, PLO is constructed from 3.5" x 2.5" OD oval steel tube.

OPTIONS

- Custom heights available.
- For applicable Power & Data modules, please see Table Accessories Price List.

HOW TO ORDER

1. Select Model
2. Select Base
3. Select Edge Style
4. Select Top Finish
5. Select Edge Finish
6. Select Base Finish

Example: 2448RE - PL18 - PVF





POST LEGS TABLES

GENERAL PURPOSE



MODEL	BASES		TOP SPECIFICATIONS						OPTIONS			LBS
	Code	Qty.	For Laminate Top			For Veneer Top			FOLD (FL)	CASTERS		
			SE PVF 2MM	HF HB	HBV HBVR HBG	HF2 HB2 HKN4 HKNR4 HBG2	HF HB HBV HBVR HBG	HF2 HB2 HKN4 HKNR4 HBG2			HARD (HC)	SOFT (SC)
<i>Round</i>												
24D	PL	4	651	1011	1048	1157	1216	1328		96	204	41
	PLO	4	691	1051	1088	1197	1256	1368		96	204	37
30D	PL	4	755	1110	1157	1375	1320	1484		96	204	51
	PLO	4	795	1150	1197	1415	1360	1524		96	204	47
36D	PL	4	854	1367	1458	1636	1690	1919		96	204	62
	PLO	4	894	1407	1498	1676	1730	1959		96	204	58
42D	PL	4	1139	1715	1839	2104	2130	2443		96	204	76
	PLO	4	1179	1755	1879	2144	2170	2483		96	204	72
48D	PL	4	1162	1935	2070	2202	2676	3078		96	204	92
	PLO	4	1202	1975	2110	2242	2716	3118		96	204	88
54D	PL	4	1452	2592	2802	3002	3238	3754	597	96	204	110
	PLO	4	1492	2632	2842	3042	3278	3794		96	204	106
60D	PL	4	1500	2794	3018	3187	3873	4514	597	96	204	129
	PLO	4	1540	2834	3058	3227	3913	4554		96	204	125



*Folding tables available with PVC Flat (PVF) edge only.



2448RE-PL



2448RE-PLO

STANDARD FEATURES

- Select from 15 standard laminates or choose any standard Wilsonart, Nevamar, Formica, Arborite and Pionite matte finish laminates at no upcharge. For other laminate please contact the factory for pricing.
- 9 standard veneer and hardwood edge stains. Stain-to-match available at no upcharge.
- Bases available in any Spectone color.
- Standard table height 29".
- All bases are standard with floor leveling glides.
- PL is constructed from 2.5" dia round steel tube, PLO is constructed from 3.5" x 2.5" OD oval steel tube.

OPTIONS

- Custom heights available.
- For applicable Power & Data modules, please see Table Accessories Price List.

HOW TO ORDER

1. Select Model
2. Select Base
3. Select Edge Style
4. Select Options
5. Select Top Finish
6. Select Edge Finish
7. Select Base Finish

Example: 24D - PL - PVF -





POST LEGS TABLES GENERAL PURPOSE



MODEL	BASES		TOP SPECIFICATIONS						OPTIONS			LBS
	Code	Qty.	For Laminate Top			For Veneer Top			FOLD (FL)	CASTERS		
			SE PVF 2MM	HF HB PKNR ¹ PF ¹	HBV HBVR HBG	HF2 HB2 HKN4 HKNR4 HBG2	HF HB HBV HBVR HBG	HF2 HB2 HKN4 HKNR4 HBG2			HARD (HC)	SOFT (SC)
<i>Square</i>												
24 x 24SQ	PL	4	682	877	914	982	1032	1199		96	204	41
	PLO	4	722	917	954	1022	1072	1239		96	204	37
30 x 30SQ	PL	4	789	931	982	1162	1096	1328		96	204	51
	PLO	4	829	971	1022	1202	1136	1368		96	204	47
36 x 36SQ	PL	4	872	1095	1157	1367	1375	1575		96	204	58
	PLO	4	912	1135	1197	1407	1415	1615		96	204	58
42 x 42SQ	PL	4	1153	1476	1575	1675	1744	2017	597	96	204	76
	PLO	4	1193	1516	1615	1715	1784	2057		96	204	72
48 x 48SQ	PL	4	1307	1590	1695	1742	2120	2473	597	96	204	92
	PLO	4	1347	1630	1735	1782	2160	2513		96	204	88
54 x 54SQ	PL	5	1573	2197	2361	2551	2655	3112	745	96	204	116
	PLO	5	1623	2247	2411	2601	2705	3162		96	204	111
60 x 60SQ	PL	5	1603	2303	2478	2669	3134	3687	745	96	204	135
	PLO	5	1653	2353	2528	2719	3184	3737		96	204	130



*Folding tables available with PVC Flat (PVF) edge only.

¹ Exposed Baltic Birch plywood edge (PKNR, PF) can only be specified on tops up to 47-1/2" x 95-1/2". Clear finish only.



2448RE-PL



2448RE-PLO

STANDARD FEATURES

- Select from 15 standard laminates or choose any standard Wilsonart, Nevamar, Formica, Arborite and Pionite matte finish laminates at no upcharge. For other laminate please contact the factory for pricing.
- 9 standard veneer and hardwood edge stains. Stain-to-match available at no upcharge.
- Bases available in any Spectone color.
- Standard table height 29".
- All bases are standard with floor leveling glides.
- PL is constructed from 2.5" dia round steel tube, PLO is constructed from 3.5" x 2.5" OD oval steel tube.

OPTIONS

- Custom heights available.
- For applicable Power & Data modules, please see Table Accessories Price List.

HOW TO ORDER

1. Select Model
2. Select Base
3. Select Edge Style
4. Select Options
5. Select Top Finish
6. Select Edge Finish
7. Select Base Finish

Example: 2424SQ - PL - PVF -





POST LEGS TABLES

GENERAL PURPOSE

MODEL	BASES		TOP SPECIFICATIONS						OPTIONS			LBS
	Code	Qty.	For Laminate Top			For Veneer Top			FOLD (FL)	CASTERS		
			SE PVF 2MM	HF HB PKNR ¹ PF ¹	HBV HBVR HBG	HF2 HB2 HKN4 HKNR4 HBG2	HF HB HBV HBVR HBG	HF2 HB2 HKN4 HKNR4 HBG2			HARD (HC)	SOFT (SC)
<i>Rectangle</i>												
24 x 30RE	PL	4	778	910	959	1027	1080	1211		96	204	50
	PLO	4	818	950	999	1067	1120	1251		96	204	46
24 x 36RE	PL	4	778	910	959	1027	1080	1211		96	204	50
	PLO	4	818	950	999	1067	1120	1251		96	204	46
24 x 42RE	PL	4	843	1058	1114	1215	1276	1457		96	204	58
	PLO	4	883	1098	1154	1255	1316	1497		96	204	54
24 x 48RE	PL	4	843	1058	1114	1215	1276	1457		96	204	58
	PLO	4	883	1098	1154	1255	1316	1497		96	204	54
24 x 54RE	PL	4	904	1217	1287	1403	1490	1712		96	204	66
	PLO	4	944	1257	1327	1443	1530	1752		96	204	62
24 x 60RE	PL	4	904	1217	1287	1403	1490	1712	597	96	204	66
	PLO	4	944	1257	1327	1443	1530	1752		96	204	62
24 x 66RE	PL	4	1052	1429	1515	1657	1748	2020	597	96	204	81
	PLO	4	1092	1469	1555	1697	1788	2060		96	204	76
24 x 72RE	PL	5	1170	1547	1633	1775	1866	2138	745	116	254	81
	PLO	5	1220	1597	1683	1825	1916	2188		116	254	76



*Folding tables available with PVC Flat (PVF) edge only.

¹ Exposed Baltic Birch plywood edge (PKNR, PF) can only be specified on tops up to 47-1/2" x 95-1/2". Clear finish only.



2448RE-PL



2448RE-PLO

STANDARD FEATURES

- Select from 15 standard laminates or choose any standard Wilsonart, Nevamar, Formica, Arborite and Pionite matte finish laminates at no upcharge. For other laminate please contact the factory for pricing.
- 9 standard veneer and hardwood edge stains. Stain-to-match available at no upcharge.
- Bases available in any Spectone color.
- Standard table height 29".
- All bases are standard with floor leveling glides.
- PL is constructed from 2.5" dia round steel tube, PLO is constructed from 3.5" x 2.5" OD oval steel tube.

OPTIONS

- Custom heights available.
- For applicable Power & Data modules, please see Table Accessories Price List.

HOW TO ORDER

1. Select Model
2. Select Base
3. Select Edge Style
4. Select Options
5. Select Top Finish
6. Select Edge Finish
7. Select Base Finish

Example: 2430RE - PL - PVF -





POST LEGS TABLES

GENERAL PURPOSE



MODEL	BASES		TOP SPECIFICATIONS						OPTIONS			LBS
	Code	Qty.	For Laminate Top			For Veneer Top			FOLD (FL)	CASTERS		
			SE PVF 2MM	HF HB PKNR ¹ PF ¹	HBV HBVR HBG	HF2 HB2 HKN4 HKNR4 HBG2	HF HB HBV HBVR HBG	HF2 HB2 HKN4 HKNR4 HBG2			HARD (HC)	SOFT (SC)
<i>Rectangle</i>												
30 x 36RE	PL	4	872	1027	1081	1170	1232	1390		96	204	56
	PLO	4	912	1067	1121	1210	1272	1430		96	204	52
30 x 42RE	PL	4	894	1188	1255	1371	1457	1677		96	204	66
	PLO	4	934	1228	1295	1411	1497	1717		96	204	62
30 x 48RE	PL	4	894	1188	1255	1371	1457	1677		96	204	66
	PLO	4	934	1228	1295	1411	1497	1717		96	204	62
30 x 54RE	PL	4	955	1355	1442	1608	1706	1982		96	204	77
	PLO	4	995	1395	1482	1648	1746	2022		96	204	73
30 x 60RE	PL	4	955	1355	1442	1608	1706	1982	597	96	204	77
	PLO	4	995	1395	1482	1648	1746	2022		96	204	73
30 x 66RE	PL	4	1131	1456	1562	1729	1825	2130	597	96	204	93
	PLO	4	1171	1496	1602	1769	1865	2170		96	204	88
30 x 72RE	PL	5	1307	1730	1837	2053	2166	2502	745	116	254	93
	PLO	5	1357	1780	1887	2103	2216	2552		116	254	88
30 x 78RE	PL	5	1535	1910	2037	2288	2420	2806	745	116	254	104
	PLO	5	1585	1960	2087	2338	2470	2856		116	254	99
30 x 84RE	PL	5	1535	1910	2037	2288	2420	2806	745	116	254	104
	PLO	5	1585	1960	2087	2338	2470	2856		116	254	99
30 x 90RE	PL	5	1557	2135	2288	2520	2676	3116	745	116	254	114
	PLO	5	1607	2185	2338	2570	2726	3166		116	254	109
30 x 96RE	PL	6	1675	2253	2406	2638	2794	3234		141	304	114
	PLO	6	1735	2313	2466	2698	2854	3294		141	304	109



*Folding tables available with PVC Flat (PVF) edge only.

¹ Exposed Baltic Birch plywood edge (PKNR, PF) can only be specified on tops up to 47-1/2" x 95-1/2". Clear finish only.



2448RE-PL
STANDARD FEATURES

- Select from 15 standard laminates or choose any standard Wilsonart, Nevamar, Formica, Arborite and Pionite matte finish laminates at no upcharge. For other laminate please contact the factory for pricing.
- 9 standard veneer and hardwood edge stains. Stain-to-match available at no upcharge.
- Bases available in any Spectone color.
- Standard table height 29".
- All bases are standard with floor leveling glides.
- PL is constructed from 2.5" dia round steel tube, PLO is constructed from 3.5" x 2.5" OD oval steel tube.



2448RE-PLO

OPTIONS

- Custom heights available.
- For applicable Power & Data modules, please see Table Accessories Price List.

HOW TO ORDER

1. Select Model
2. Select Base
3. Select Edge Style
4. Select Options
5. Select Top Finish
6. Select Edge Finish
7. Select Base Finish

Example: 3036RE - PL - PVF -





POST LEGS TABLES

GENERAL PURPOSE

MODEL	BASES		TOP SPECIFICATIONS						OPTIONS			LBS
	Code	Qty.	For Laminate Top			For Veneer Top			FOLD (FL)	CASTERS		
			SE PVF 2MM	HF HB PKNR ¹ PF ¹	HBV HBVR HBG	HF2 HB2 HKN4 HKNR4 HBG2	HF HB HBV HBVR HBG	HF2 HB2 HKN4 HKNR4 HBG2			HARD (HC)	SOFT (SC)
<i>Rectangle</i>												
36 x 42RE	PL	4	996	1217	1301	1416	1506	1737		96	204	75
	PLO	4	1036	1257	1341	1456	1546	1777		96	204	71
36 x 48RE	PL	4	1021	1333	1424	1562	1653	1924		96	204	75
	PLO	4	1061	1373	1464	1602	1693	1964		96	204	71
36 x 60RE	PL	4	1120	1554	1664	1840	1951	2289	597	96	204	87
	PLO	4	1160	1594	1704	1880	1991	2329		96	204	83
36 x 66RE	PL	4	1210	1660	1787	1980	2102	2473	597	96	204	106
	PLO	4	1250	1700	1827	2020	2142	2513		96	204	101
36 x 72RE	PL	5	1367	1837	1958	2237	2373	2774	745	116	254	106
	PLO	5	1417	1887	2008	2287	2423	2824		116	254	101
36 x 78RE	PL	5	1708	2211	2369	2612	2770	3243	745	116	254	119
	PLO	5	1758	2261	2419	2662	2820	3293		116	254	114
36 x 84RE	PL	5	1708	2211	2369	2612	2770	3243	745	116	254	119
	PLO	5	1758	2261	2419	2662	2820	3293		116	254	114
36 x 90RE	PL	6	1833	2550	2730	3013	3195	3719		141	304	137
	PLO	6	1893	2610	2790	3073	3255	3779		141	304	131
36 x 96RE	PL	6	1833	2550	2730	3013	3195	3719		141	304	137
	PLO	6	1893	2610	2790	3073	3255	3779		141	304	131



*Folding tables available with PVC Flat (PVF) edge only.

¹ Exposed Baltic Birch plywood edge (PKNR, PF) can only be specified on tops up to 47-1/2" x 95-1/2". Clear finish only.



2448RE-PL



2448RE-PLO

STANDARD FEATURES

- Select from 15 standard laminates or choose any standard Wilsonart, Nevamar, Formica, Arborite and Pionite matte finish laminates at no upcharge. For other laminate please contact the factory for pricing.
- 9 standard veneer and hardwood edge stains. Stain-to-match available at no upcharge.
- Bases available in any Spectone color.
- Standard table height 29".
- All bases are standard with floor leveling glides.
- PL is constructed from 2.5" dia round steel tube, PLO is constructed from 3.5" x 2.5" OD oval steel tube.

OPTIONS

- Custom heights available.
- For applicable Power & Data modules, please see Table Accessories Price List.

HOW TO ORDER

1. Select Model
2. Select Base
3. Select Edge Style
4. Select Options
5. Select Top Finish
6. Select Edge Finish
7. Select Base Finish

Example: 3642RE - PL - PVF -





POST LEGS TABLES

GENERAL PURPOSE



MODEL	BASES		TOP SPECIFICATIONS						OPTIONS		LBS
	Code	Qty.	For Laminate Top			For Veneer Top			HARD	SOFT	
			SE PVF 2MM	HF HB PKNR ¹ PF ¹	HBV HBVR HBG	HF2 HB2 HKN4 HKNR4 HBG2	HF HB HBV HBVR HBG	HF2 HB2 HKN4 HKNR4 HBG2	CASTERS (HC)	CASTERS (SC)	
<i>Rectangle</i>											
42 x 78RE	PL	5	1956	2388	2561	2979	3116	3664	116	254	133
	PLO	5	2006	2438	2611	3029	3166	3714	116	254	128
42 x 84RE	PL	5	1956	2388	2561	2979	3116	3664	116	254	133
	PLO	5	2006	2438	2611	3029	3166	3714	116	254	128

¹ Exposed Baltic Birch plywood edge (PKNR, PF) can only be specified on tops up to 47-1/2" x 95-1/2". Clear finish only.



2448RE-PL



2448RE-PLO

STANDARD FEATURES

- Select from 15 standard laminates or choose any standard Wilsonart, Nevamar, Formica, Arborite and Pionite matte finish laminates at no upcharge. For other laminate please contact the factory for pricing.
- 9 standard veneer and hardwood edge stains. Stain-to-match available at no upcharge.
- Bases available in any Spectone color.
- Standard table height 29".
- All bases are standard with floor leveling glides.
- PL is constructed from 2.5" dia round steel tube, PLO is constructed from 3.5" x 2.5" OD oval steel tube.

OPTIONS

- Custom heights available.
- For applicable Power & Data modules, please see Table Accessories Price List.

HOW TO ORDER

1. Select Model
2. Select Base
3. Select Edge Style
4. Select Options
5. Select Top Finish
6. Select Edge Finish
7. Select Base Finish

Example: 3696RE - PL - PVF -
 MODEL | BASE EDGE | OPTIONS



POST LEGS TABLES GENERAL PURPOSE



MODEL	BASES		TOP SPECIFICATIONS						OPTIONS		LBS
	Code	Qty.	For Laminate Top			For Veneer Top			CASTERS HARD (HC) SOFT (SC)		
			SE PVF 2MM	HF HB	HBV HBVR HBG	HF2 HB2 HKN4 HKNR4 HBG2	HF HB HBV HBVR HBG	HF2 HB2 HKN4 HKNR4 HBG2			
<i>Racetrack</i>											
36 x 54RT	PL	4	1177	1748	1881	2119	2217	2566	96	204	87
	PLO	4	1217	1788	1921	2159	2257	2606	96	204	83
36 x 60RT	PL	4	1177	1748	1881	2119	2217	2566	96	204	87
	PLO	4	1217	1788	1921	2159	2257	2606	96	204	83
36 x 66RT	PL	4	1338	1935	2079	2334	2558	2994	96	204	100
	PLO	4	1378	1975	2119	2374	2598	3034	96	204	96
36 x 72RT	PL	4	1338	1935	2079	2334	2558	2994	96	204	100
	PLO	4	1378	1975	2119	2374	2598	3034	96	204	96
36 x 78RT	PL	4	1608	2366	2543	2928	3009	3517	96	204	119
	PLO	4	1648	2406	2583	2968	3049	3557	96	204	114
36 x 84RT	PL	5	1726	2484	2661	3046	3127	3635	116	254	119
	PLO	5	1776	2534	2711	3096	3177	3685	116	254	114
36 x 90RT	PL	5	1730	2741	2952	3383	3484	4063	116	254	131
	PLO	5	1780	2791	3002	3433	3534	4113	116	254	126
36 x 96RT	PL	6	1848	2859	3070	3501	3602	4181	141	304	131
	PLO	6	1908	2919	3130	3561	3662	4241	141	304	126



2448RE-PL



2448RE-PLO

STANDARD FEATURES

- Select from 15 standard laminates or choose any standard Wilsonart, Nevamar, Formica, Arborite and Pionite matte finish laminates at no upcharge. For other laminate please contact the factory for pricing.
- 9 standard veneer and hardwood edge stains. Stain-to-match available at no upcharge.
- Bases available in any Spectone color.
- Standard table height 29".
- All bases are standard with floor leveling glides.
- PL is constructed from 2.5" dia round steel tube, PLO is constructed from 3.5" x 2.5" OD oval steel tube.

OPTIONS

- Custom heights available.
- For applicable Power & Data modules, please see Table Accessories Price List.

HOW TO ORDER

1. Select Model
2. Select Base
3. Select Edge Style
4. Select Options
5. Select Top Finish
6. Select Edge Finish
7. Select Base Finish

Example: 3654RT - PL - PVF -





POST LEGS TABLES GENERAL PURPOSE



MODEL	BASES		TOP SPECIFICATIONS						OPTIONS		LBS
	Code	Qty.	For Laminate Top			For Veneer Top			CASTERS HARD (HC) SOFT (SC)		
			SE PVF 2MM	HF HB	HBV HBV HBG	HF2 HB2 HKN4 HKNR4 HBG2	HF HB HBV HBVR HBG	HF2 HB2 HKN4 HKNR4 HBG2			
<i>Racetrack</i>											
42 x 78RT	PL	4	1853	2570	2787	3223	3328	3912	96	204	142
	PLO	4	1893	2610	2827	3263	3368	3952	96	204	138
42 x 84RT	PL	4	1853	2570	2787	3223	3328	3912	96	204	142
	PLO	4	1893	2610	2827	3263	3368	3952	96	204	138
48 x 78RT	PL	4	1856	2878	3124	3510	3751	4415	96	204	142
	PLO	4	1896	2918	3164	3550	3791	4455	96	204	138
48 x 84RT	PL	4	1856	2878	3124	3510	3751	4415	96	204	142
	PLO	4	1896	2918	3164	3550	3791	4455	96	204	138



2448RE-PL



2448RE-PLO

STANDARD FEATURES

- Select from 15 standard laminates or choose any standard Wilsonart, Nevamar, Formica, Arborite and Pionite matte finish laminates at no upcharge. For other laminate please contact the factory for pricing.
- 9 standard veneer and hardwood edge stains. Stain-to-match available at no upcharge.
- Bases available in any Spectone color.
- Standard table height 29".
- All bases are standard with floor leveling glides.
- PL is constructed from 2.5" dia round steel tube, PLO is constructed from 3.5" x 2.5" OD oval steel tube.

OPTIONS

- Custom heights available.
- For applicable Power & Data modules, please see Table Accessories Price List.

HOW TO ORDER

1. Select Model
2. Select Base
3. Select Edge Style
4. Select Options
5. Select Top Finish
6. Select Edge Finish
7. Select Base Finish

Example: 4278RT - PL - PVF -





POST LEGS TABLES

GENERAL PURPOSE



MODEL	BASES		TOP SPECIFICATIONS						OPTIONS		LBS
	Code	Qty.	For Laminate Top			For Veneer Top			CASTERS HARD (HC) SOFT (SC)		
			SE PVF 2MM	HF HB	HBV HBG	HF2 HB2 HKN4 HKNR4 HBG2	HF HB HBV HBVR HBG	HF2 HB2 HKN4 HKNR4 HBG2			
<i>Bullet</i>											
30 x 54B	PL	4	1076	1645	1764	1972	2034	2378	96	204	77
	PLO	4	1116	1685	1804	2012	2074	2418	96	204	73
30 x 60B	PL	4	1076	1645	1764	1972	2034	2378	96	204	77
	PLO	4	1116	1685	1804	2012	2074	2418	96	204	73
36 x 54B	PL	4	1199	2156	2325	2630	2672	3105	96	204	87
	PLO	4	1239	2196	2365	2670	2712	3145	96	204	83
36 x 60B	PL	4	1199	2156	2325	2630	2672	3105	96	204	87
	PLO	4	1239	2196	2365	2670	2712	3145	96	204	83
36 x 72B	PL	4	1337	2395	2582	2908	3097	3641	96	204	100
	PLO	4	1377	2435	2622	2948	3137	3681	96	204	96



2448RE-PL



2448RE-PLO

STANDARD FEATURES

- Select from 15 standard laminates or choose any standard Wilsonart, Nevamar, Formica, Arborite and Pionite matte finish laminates at no upcharge. For other laminate please contact the factory for pricing.
- 9 standard veneer and hardwood edge stains. Stain-to-match available at no upcharge.
- Bases available in any Spectone color.
- Standard table height 29".
- All bases are standard with floor leveling glides.
- PL is constructed from 2.5" dia round steel tube, PLO is constructed from 3.5" x 2.5" OD oval steel tube.

OPTIONS

- Custom heights available.
- For applicable Power & Data modules, please see Table Accessories Price List.

HOW TO ORDER

1. Select Model
2. Select Base
3. Select Edge Style
4. Select Options
5. Select Top Finish
6. Select Edge Finish
7. Select Base Finish

Example: 3054B - PL - PVF -





POST LEGS TABLES

GENERAL PURPOSE



MODEL	BASES		TOP SPECIFICATIONS						OPTIONS		LBS
	Code	Qty.	For Laminate Top			For Veneer Top			HARD	SOFT	
			SE	HF	HBV	HF2	HF	HF2	CASTERS		
			PVF	HB	HBVR	HB2	HB	HB2	HARD	SOFT	
			2MM		HBG	HKN4	HBV	HKN4	(HC)	(SC)	
						HKNR4	HBVR	HKNR4			
						HBG2	HBG	HBG2			
<i>Halfmoon</i>											
24 x 48H	PL	4	861	1375	1504	1660	1787	2079	96	204	58
	PLO	4	901	1415	1544	1700	1827	2119	96	204	54
30 x 60H	PL	4	1076	1841	2018	2194	2414	2831	96	204	77
	PLO	4	1116	1881	2058	2234	2454	2871	96	204	73
36 x 72H	PL	4	1337	2381	2612	2828	3185	3749	96	204	100
	PLO	4	1377	2421	2652	2868	3225	3789	96	204	96
<i>Trapezoid</i>											
30 x 60TP	PL	4	1076	1547	1657	1846	1901	2220	96	204	77
	PLO	4	1116	1587	1697	1886	1941	2260	96	204	73
36 x 72TP	PL	4	1337	1976	2120	2448	2530	2990	96	204	100
	PLO	4	1377	2016	2160	2488	2570	3030	96	204	96
<i>Radius (connector)</i>											
24 x 24	24RC90	-	395	717	810	929	952	1140			17
30 x 30	30RC90	-	504	948	1066	1195	1263	1515			27
<i>Crescent</i>											
30 x 36	3036CRC90-PL	1	697	1383	1470	1538	1756	1995			38
36 x 42	3036CRC90-PLO	1	707	1393	1480	1548	1766	2005			37
	3642CRC90-PL	1	1060	1704	1823	1912	2212	2536			51
	3642CRC90-PLO	1	1070	1714	1833	1922	2222	2546			50



2448RE-PL



2448RE-PLO

STANDARD FEATURES

- Select from 15 standard laminates or choose any standard Wilsonart, Nevamar, Formica, Arborite and Pionite matte finish laminates at no upcharge. For other laminate please contact the factory for pricing.
- 9 standard veneer and hardwood edge stains. Stain-to-match available at no upcharge.
- Bases available in any Spectone color.
- Standard table height 29".
- All bases are standard with floor leveling glides.
- PL is constructed from 2.5" dia round steel tube, PLO is constructed from 3.5" x 2.5" OD oval steel tube.

OPTIONS

- Custom heights available.
- For applicable Power & Data modules, please see Table Accessories Price List.

HOW TO ORDER

1. Select Model
2. Select Base
3. Select Edge Style
4. Select Options
5. Select Top Finish
6. Select Edge Finish
7. Select Base Finish

Example: 2448H - PL - PVF -





POST LEGS TABLES BOARDROOM



MODEL	BASES		TOP SPECIFICATIONS						OPTIONS	LBS
	Code	Qty.	For Laminate Top			For Veneer Top				
			SE PVF 2MM	HF HB PKNR ¹ PF ¹	HBV HBVR HBG	HF2 HB2 HKN4 HKNR4 HBG2	HF HB HBV HBVR HBG	HF2 HB2 HKN4 HKNR4 HBG2		
<i>Rectangle</i>										
42 x 96RE	PL	5	2009	2919	3165	3414	3782	4494		165
	PLO	5	2059	2969	3215	3464	3832	4544		160
	PLH	5	2449	3359	3605	3854	4222	4934		179
48 x 96RE	PL	5	2009	2919	3165	3414	3782	4494		165
	PLO	5	2059	2969	3215	3464	3832	4544		160
	PLH	5	2449	3359	3605	3854	4222	4934		179
48 x 120RE	PLH	6	2993	4168	4446	5047	5135	5968		234
48 x 144RE	PLH	6	3389	5074	5441	6012	5876	6878		268
48 x 168RE	PLH	6	3893	5589	6008	6805	6621	7785		302
60 x 120RE	PLH	6	3477	5234	5618	6210	6069	7114		276
60 x 144RE	PLH	6	3925	6034	6493	7204	7036	8289		318
60 x 168RE	PLH	6	4375	6834	7368	8200	8003	9463		360



¹ Exposed Baltic Birch plywood edge (PKNR, PF) can only be specified on tops up to 47-1/2" x 95-1/2". Clear finish only.



4296BTA-PL



4296BTA-PLO



4296BTA-PLH

STANDARD FEATURES

- Select from 15 standard laminates or choose any standard Wilsonart, Nevamar, Formica, Arborite and Pionite matte finish laminates at no upcharge. For other laminate please contact the factory for pricing.
- 9 standard veneer and hardwood edge stains. Stain-to-match available at no upcharge.
- Bases available in any Spectone color.
- Standard table height 29".
- All bases are standard with floor leveling glides.
- PL is constructed from 2.5" dia round steel tube, PLO from 3.5" x 2.5" OD oval steel tube, and PLH from 3.5" dia round steel tube.

OPTIONS

- Custom heights available.
- For applicable Power & Data modules, please see Table Accessories Price List.

HOW TO ORDER

1. Select Model
2. Select Base
3. Select Edge Style
4. Select Top Finish
5. Select Edge Finish
6. Select Base Finish

Example: 4296RE - PL - PVF





POST LEGS TABLES BOARDROOM



MODEL	BASES		TOP SPECIFICATIONS						OPTIONS	LBS
	Code	Qty.	For Laminate Top			For Veneer Top				
			SE PVF 2MM	HF HB	HBV HBVR HBG	HF2 HB2 HKN4 HKNR4 HBG2	HF HB HBV HBVR HBG	HF2 HB2 HKN4 HKNR4 HBG2		
<i>Racetrack</i>										
42 x 96RT	PL	5	2029	3058	3309	3912	4338	5097		165
	PLO	5	2079	3108	3359	3962	4388	5147		160
	PLH	5	2469	3498	3749	4352	4778	5537		179
48 x 96RT	PL	5	2029	3058	3309	3912	4338	5097		165
	PLO	5	2079	3108	3359	3962	4388	5147		160
	PLH	5	2469	3498	3749	4352	4778	5537		179
48 x 120RT	PLH	6	3020	4652	4979	5810	5775	6662		234
48 x 144RT	PLH	6	3419	5452	5853	6883	6644	7720		268
48 x 168RT	PLH	6	3925	6136	6604	7748	7526	8773		302
60 x 120RT	PLH	6	3466	5506	5912	6956	6909	8022		276
60 x 144RT	PLH	6	3965	6506	7009	8299	7998	9342		318
60 x 168RT	PLH	6	4600	7365	7949	9375	9099	10657		360



4296BTA-PL



4296BTA-PLO



4296BTA-PLH

STANDARD FEATURES

- Select from 15 standard laminates or choose any standard Wilsonart, Nevamar, Formica, Arborite and Pionite matte finish laminates at no upcharge. For other laminate please contact the factory for pricing.
- 9 standard veneer and hardwood edge stains. Stain-to-match available at no upcharge.
- Bases available in any Spectone color.
- Standard table height 29".
- All bases are standard with floor leveling glides.
- PL is constructed from 2.5" dia round steel tube, PLO from 3.5" x 2.5" OD oval steel tube, and PLH from 3.5" dia round steel tube.

OPTIONS

- Custom heights available.
- For applicable Power & Data modules, please see Table Accessories Price List.

HOW TO ORDER

1. Select Model
2. Select Base
3. Select Edge Style
4. Select Top Finish
5. Select Edge Finish
6. Select Base Finish

Example: 4296RT - PL - PVF





POST LEGS TABLES BOARDROOM



MODEL	BASES		TOP SPECIFICATIONS						OPTIONS	LBS
	Code	Qty.	For Laminate Top			For Veneer Top				
			SE PVF 2MM	HF HB	HBV HBVR HBG	HF2 HB2 HKN4 HKNR4 HBG2	HF HB HBV HBVR HBG	HF2 HB2 HKN4 HKNR4 HBG2		
<i>Boatshape</i>										
42 x 96BT	PL	5	2029	3760	4082	4414	4885	5299		165
	PLO	5	2079	3810	4132	4464	4935	5349		160
	PLH	5	2469	4200	4522	4854	5325	5739		179
48 x 96BT	PL	5	2029	3760	4082	4414	4885	5299		165
	PLO	5	2079	3810	4132	4464	4935	5349		160
	PLH	5	2469	4200	4522	4854	5325	5739		179
48 x 120BT	PLH	6	3020	5421	5820	6242	6421	6900		234
48 x 144BT	PLH	6	3419	6222	6698	7204	7842	8277		268
48 x 168BT	PLH	6	3925	6987	7542	8126	8424	9096		302
60 x 120BT	PLH	6	3466	6465	6968	7494	7720	8314		276
60 x 144BT	PLH	6	3965	7470	8065	8698	9493	10039		318
60 x 168BT	PLH	6	4600	8428	9119	9850	10220	11062		360



4296BTA-PL



4296BTA-PL0



4296BTA-PLH

STANDARD FEATURES

- Select from 15 standard laminates or choose any standard Wilsonart, Nevamar, Formica, Arborite and Pionite matte finish laminates at no upcharge. For other laminate please contact the factory for pricing.
- 9 standard veneer and hardwood edge stains. Stain-to-match available at no upcharge.
- Bases available in any Spectone color.
- Standard table height 29".
- All bases are standard with floor leveling glides.
- PL is constructed from 2.5" dia round steel tube, PLO from 3.5" x 2.5" OD oval steel tube, and PLH from 3.5" dia round steel tube.

OPTIONS

- Custom heights available.
- For applicable Power & Data modules, please see Table Accessories Price List.

HOW TO ORDER

1. Select Model
2. Select Base
3. Select Edge Style
4. Select Top Finish
5. Select Edge Finish
6. Select Base Finish

Example: 4296BT - PL - PVF





POST LEGS TABLES BOARDROOM



MODEL	BASES		TOP SPECIFICATIONS						OPTIONS	LBS
	Code	Qty.	For Laminate Top			For Veneer Top				
			SE PVF 2MM	HF HB	HBV HBVR HBG	HF2 HB2 HKN4 HKNR4 HBG2	HF HB HBV HBVR HBG	HF2 HB2 HKN4 HKNR4 HBG2		
<i>Boatshape</i>										
<i>Arc Ends</i>										
42 x 96BTA	PL	5	2205	4311	4635	4969	5437	5851		165
	PLO	5	2255	4361	4685	5019	5487	5901		160
	PLH	5	2645	4751	5075	5409	5877	6291		179
48 x 96BTA	PL	5	2205	4311	4635	4969	5437	5851		165
	PLO	5	2255	4361	4685	5019	5487	5901		160
	PLH	5	2645	4751	5075	5409	5877	6291		179
48 x 120BTA	PLH	6	3195	5975	6375	6797	6976	7451		234
48 x 144BTA	PLH	6	3595	6773	7253	7759	8393	8831		268
48 x 168BTA	PLH	6	4102	7542	8097	8681	8977	9652		302
60 x 120BTA	PLH	6	3687	7160	7659	8186	8410	9005		276
60 x 144BTA	PLH	6	4184	8159	8758	9389	10185	10728		318
60 x 168BTA	PLH	6	4819	9119	9811	10540	10913	11757		360



4296BTA-PL



4296BTA-PLO



4296BTA-PLH

STANDARD FEATURES

- Select from 15 standard laminates or choose any standard Wilsonart, Nevamar, Formica, Arborite and Pionite matte finish laminates at no upcharge. For other laminate please contact the factory for pricing.
- 9 standard veneer and hardwood edge stains. Stain-to-match available at no upcharge.
- Bases available in any Spectone color.
- Standard table height 29".
- All bases are standard with floor leveling glides.
- PL is constructed from 2.5" dia round steel tube, PLO from 3.5" x 2.5" OD oval steel tube, and PLH from 3.5" dia round steel tube.

OPTIONS

- Custom heights available.
- For applicable Power & Data modules, please see Table Accessories Price List.

HOW TO ORDER

1. Select Model
2. Select Base
3. Select Edge Style
4. Select Top Finish
5. Select Edge Finish
6. Select Base Finish

Example: 4296BTA - PL - PVF

