



Pricing March 1, 2019
Discount 57.7% from List prices



SIN 711-11

TAILGATE TABLES



PRODUCT CODE



Series	Top Size	Top Shape	Series	Base	Finish
Tailgate	Width x	B : Bullet	Tailgate	RE : Rectangle Plinth	L : Laminate
Freestanding	Length	RE : Rectangle	Freestanding	SQ : Square Plinth	V : Veneer
		RT : Racetrack		MNT2 : Manhattan Rect	
		BT : Boatshape		Double Column	
		REA : Rectangle		MRT2 : Manhattan Round	
		Arc Ends		Double Column	
		BTA : Boatshape Arc			
		Ends			
		EL : Ellipse			
		VC : Video			
		Conference			
		VCA : Video			
		Conference Arc Ends			



OPTIONS

BASES



Manhattan Round
Double Column



Manhattan
Rectangular
Double Column



Plinth Base

VERTICAL WIRE MANAGER




Oval Vertical Wire
Manager, with hinge door
(shown on both columns)



Rectangular Vertical Wire
Manager, with removable door
(shown on both columns)

FINISHES

LAMINATE



Select from 15 standard laminates or choose any standard Wilsonart, Nevamar, Formica, Arborite and Pionite matte finish laminates at no upcharge

VENEER




Select from one of our 9 standard wood stains or stain-to-match at no upcharge

BASE



Select from one of our 76 standard Spectone colors

EDGE



Check out our website for a complete list of edge profiles.

See Spectone Card or specfurniture.com/materials/finishes for a complete list of finish options and colors.

Toll Free: 1-888-761-7732

TAILGATE TABLES

SIN 711-11

HOW TO ORDER

Specify Series, Top Size (Width x Length) and Shape



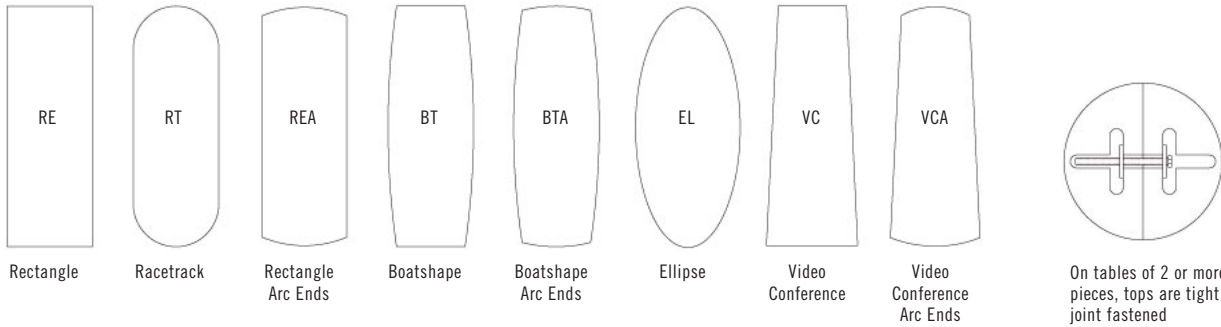
- A** Specify Top Type and Finish
For Laminate Top: Manufacturer, Laminate Name, Laminate Code
For Veneer Top: Wood Stain
- B** Specify Edge Type, (for hardwood: Style), and Finish
PVC Flat/2mm Bio/2mm PVC Woodgrain/Self Edge/Hardwood
- C** Specify Base Style and Finish
For Laminate Base: Manufacturer, Laminate Name, Laminate Code
For Veneer Base: Wood Stain
For Metal Base: RAL Finish
Optional: Vertical Wire Managers, Power and Data Modules



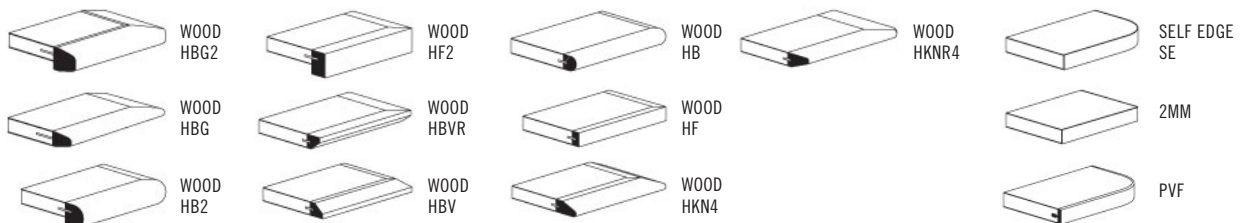
Series, Top Size and Shape	Top Finish	Edge Finish	Base Style and Finish	VWM Finish (if applicable)	Trough Size and Finish
TG, 55 x 66, Rectangle	Laminate, Arborite, Brown Sugar	Hardwood, HF, Custom Brown Sugar Stain	TGRE-L, Veneer, Arborite, Brown Sugar	n/a	40", Silver

TABLE TOPS

On one-piece tabletops, grain direction runs lengthwise. On tabletops of two or more pieces, grain direction runs from side-to-side, as standard.




EDGE PROFILES





TAILGATE TABLES

TABLETOP



SIZE	TABLETOPS		TOP AND EDGE SPECIFICATIONS						TROUGHS		BASES		SEATS	LBS
	Model	Number of Sections	SE PVF 2MM	HF HB	HBV HBVR HBG	HF2 HB2 HKN4 HKNR4 HBG2	For Veneer Top HF HB HB2 HBV HBVR HBG	HF2 HB2 HKN4 HKNR4 HBG2	Number of Troughs	Length of Trough(s)	Number of Bases Required	TGRE TGMNT2	TGSQ	Number of Seats
<i>Bullet</i>														
48 x 66	TG4866B	1	2166	2837	3079	3402	3483	4021	1	40	2	2	4	92
48 x 72	TG4872B	1	2271	3004	3269	3619	3707	4294	1	40	2	2	4	101
48 x 84	TG4884B	1	2724	3579	3887	4297	4399	5082	1	52	2	2	6	118
48 x 96	TG4896B	1	2934	3910	4263	4731	4849	5630	1	52	2	2	8	134
60 x 66	TG6066B	1	2334	3104	3382	3752	3842	4459	1	40	2	2	4	116
60 x 72	TG6072B	1	2454	3294	3597	3999	4100	4772	1	40	2	2	4	126
60 x 84	TG6084B	1	2938	3917	4270	4741	4858	5641	1	52	2	2	6	147
60 x 96	TG6096B	1	3177	4298	4701	5238	5373	6269	1	52	2	2	8	168

Price of top includes troughs and power duplexes. Number of duplexes varies depending on trough size and number of troughs per table. Trough door opens and closes from either side. An open perimeter around each side of the trough door allows the door to be closed while laptops and other items are plugged in.

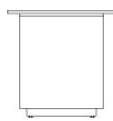


BASES

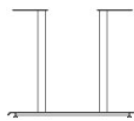
MODEL	BASE SHAPE	LIST PRICE	LBS
TGRE-L	Rectangle Plinth, 11" x 22" - Laminate	939	60
TGRE-V	Rectangle Plinth, 11" x 22" - Veneer	1107	60
TGSQ-L	Square Plinth, 22" x 22" - Laminate	939	70
TGSQ-V	Square Plinth, 22" x 22" - Veneer	1107	70
TGMNT2	Manhattan Round Double Column	372	22
TGMRT2	Manhattan Rectangular Double Column	410	22
TGMNT2-VWM	Manhattan Round Double Column with 1 Oval Vertical Wire Manager	552	27
TGMNT2-RVWM	Manhattan Round Double Column with 1 Rectangular Vertical Wire Manager	552	27
TGMNT2-VWM2	Manhattan Round Double Column with 2 Oval Vertical Wire Managers	734	32
TGMNT2-RVWM2	Manhattan Round Double Column with 2 Rectangular Vertical Wire Managers	734	32



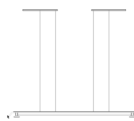
TGRE



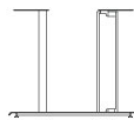
TGSQ




TGMNT2



TGMRT2



TGMNT2 WITH 1 VERTICAL WIRE MANAGER



TGMNT2 WITH 2 VERTICAL WIRE MANAGERS

STANDARD FEATURES

- Select from 15 standard laminates or choose any standard Wilsonart, Nevamar, Formica, Arborite and Pionite matte finish laminates at no upcharge. For other laminate please contact the factory for pricing.
- 9 standard veneer and hardwood edge stains. Stain-to-match available at no upcharge.
- Standard with leveling glides.
- Plinth bases are standard with touch latch removable door.

- Plinth bases are standard with kickplate, finished in HOMAPAL 441 Brushed Natural Aluminum.
- Metal bases available in any Spectone color.
- Standard 29" table height.

OPTIONS

- For additional Power & Data modules, please see Table Accessories Price List.
- Cutout for wire pass-through at the bottom of Tailgate bases must be specified if required.



HOW TO ORDER

- Select Top Size
- Select Top Finish
- Select Edge Style & Finish
- Select Base
- Select Base Finish

Example: 4896B - MNT2 -





TAILGATE TABLES

TABLETOP



SIZE	TABLETOPS		TOP AND EDGE SPECIFICATIONS						TROUGHS		BASES		SEATS	LBS
	Model	Number of Sections	SE PVF 2MM	HF HB	HBV HBVR HBG	HF2 HB2 HKN4 HKNR4 HBG2	For Veneer Top HF HB HBV HBVR HBG	HF2 HB2 HKN4 HKNR4 HBG2	Number of Troughs	Length of Trough(s)	Number of Bases Required	TGRE TGMNT2	TGSQ	Number of Seats
<i>Rectangle</i>														
48 x 96	TG4896RE	1	2482	3357	3594	3833	4187	4872	1	52	2	2	8	135
48 x 120	TG48120RE	2	2876	4006	4274	4851	4936	5737	1	76	3	2	10	168
48 x 144	TG48144RE	2	3822	5442	5795	6344	6214	7177	2	40	3	3	10	202
48 x 168	TG48168RE	2	4791	6422	6824	7591	7414	8533	2	52	3	3	12	236
48 x 192	TG48192RE	2	5101	7225	7714	8807	8434	9773	2	52	3	3	14	269
48 x 216	TG48216RE	2	5833	7936	8474	9637	9283	10792	2	76	3	3	14	303
60 x 120	TG60120RE	2	3342	5031	5400	5970	5834	6839	1	76	3	2	10	210
60 x 144	TG60144RE	2	4338	6365	6807	7490	7329	8534	2	40	3	3	12	252
60 x 168	TG60168RE	2	5254	7619	8132	8932	8743	10147	2	52	3	3	12	294
60 x 192	TG60192RE	2	5861	8696	9310	10270	10044	11730	2	52	3	3	14	336
60 x 216	TG60216RE	2	6450	9641	10336	11412	11158	13052	2	76	3	3	16	378



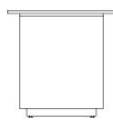
Price of top includes troughs and power duplexes. Number of duplexes varies depending on trough size and number of troughs per table. Trough door opens and closes from either side. An open perimeter around each side of the trough door allows the door to be closed while laptops and other items are plugged in.

BASES

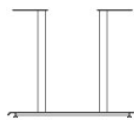
MODEL	BASE SHAPE	LIST PRICE	LBS
TGRE-L	Rectangle Plinth, 11" x 22" - Laminate	939	60
TGRE-V	Rectangle Plinth, 11" x 22" - Veneer	1107	60
TGSQ-L	Square Plinth, 22" x 22" - Laminate	939	70
TGSQ-V	Square Plinth, 22" x 22" - Veneer	1107	70
TGMNT2	Manhattan Round Double Column	372	22
TGMRT2	Manhattan Rectangular Double Column	410	22
TGMNT2-VWM	Manhattan Round Double Column with 1 Oval Vertical Wire Manager	552	27
TGMNT2-RVWM	Manhattan Round Double Column with 1 Rectangular Vertical Wire Manager	552	27
TGMNT2-VWM2	Manhattan Round Double Column with 2 Oval Vertical Wire Managers	734	32
TGMNT2-RVWM2	Manhattan Round Double Column with 2 Rectangular Vertical Wire Managers	734	32



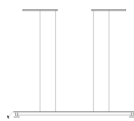
TGRE



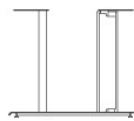
TGSQ



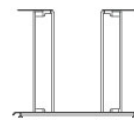
TGMNT2



TGMRT2



TGMNT2 WITH 1 VERTICAL WIRE MANAGER



TGMNT2 WITH 2 VERTICAL WIRE MANAGERS

STANDARD FEATURES

- Select from 15 standard laminates or choose any standard Wilsonart, Nevamar, Formica, Arborite and Pionite matte finish laminates at no upcharge. For other laminate please contact the factory for pricing.
- 9 standard veneer and hardwood edge stains. Stain-to-match available at no upcharge.
- Standard with leveling glides.
- Plinth bases are standard with touch latch removable door.

- Plinth bases are standard with kickplate, finished in HOMAPAL 441 Brushed Natural Aluminum.
- Metal bases available in any Spectone color.
- Standard 29" table height.

OPTIONS


- For additional Power & Data modules, please see Table Accessories Price List.
- Cutout for wire pass-through at the bottom of Tailgate bases must be specified if required.



HOW TO ORDER

- Select Top Size
- Select Top Finish
- Select Edge Style & Finish
- Select Base
- Select Base Finish

Example: 4896RE - MNT2 -





TAILGATE TABLES

TABLETOP



SIZE	TABLETOPS		TOP AND EDGE SPECIFICATIONS						TROUGHS		BASES		SEATS	LBS
	Model	Number of Sections	SE PVF 2MM	For Laminate Top HF HB	HBV HBVR HBG	HF2 HB2 HKN4 HKNR4 HBG2	For Veneer Top HF HB	HBV HBVR HBG	HF2 HB2 HKN4 HKNR4 HBG2	Number of Troughs	Length of Trough(s)	Number of Bases Required TGRE TGMNT2 TGSQ	Number of Seats	
<i>Rectangle Arc Ends</i>														
48 x 96	TG4896REA	1	2502	3491	3732	4312	4722	5452	1	52	2 2	8	135	
48 x 120	TG48120REA	2	2902	4472	4786	5585	5551	6404	1	76	3 2	10	168	
48 x 144	TG48144REA	2	3851	5806	6191	7182	6952	7987	2	40	3 3	10	202	
48 x 168	TG48168REA	2	4822	6948	7398	8498	8284	9483	2	52	3 3	12	236	
48 x 192	TG48192REA	2	5003	7778	8314	9374	9657	10498	2	52	3 3	14	269	
48 x 216	TG48216REA	2	5833	8589	9193	10507	10831	11648	2	76	3 3	14	303	
60 x 120	TG60120REA	2	3331	5293	5683	6687	6642	7712	1	76	3 2	10	210	
60 x 144	TG60144REA	2	4376	6819	7303	8543	8254	9546	2	40	3 3	12	252	
60 x 168	TG60168REA	2	5471	8129	8691	10062	9797	11295	2	52	3 3	12	294	
60 x 192	TG60192REA	2	6116	9307	9983	11628	12005	13108	2	52	3 3	14	336	
60 x 216	TG60216REA	2	6739	10328	11088	12940	13363	14604	2	76	3 3	16	378	

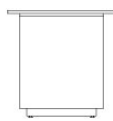
Price of top includes troughs and power duplexes. Number of duplexes varies depending on trough size and number of troughs per table. Trough door opens and closes from either side. An open perimeter around each side of the trough door allows the door to be closed while laptops and other items are plugged in.

BASES

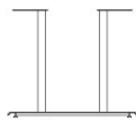
MODEL	BASE SHAPE	LIST PRICE	LBS
TGRE-L	Rectangle Plinth, 11" x 22" - Laminate	939	60
TGRE-V	Rectangle Plinth, 11" x 22" - Veneer	1107	60
TGSQ-L	Square Plinth, 22" x 22" - Laminate	939	70
TGSQ-V	Square Plinth, 22" x 22" - Veneer	1107	70
TGMNT2	Manhattan Round Double Column	372	22
TGMRT2	Manhattan Rectangular Double Column	410	22
TGMNT2-VWM	Manhattan Round Double Column with 1 Oval Vertical Wire Manager	552	27
TGMNT2-RVWM	Manhattan Round Double Column with 1 Rectangular Vertical Wire Manager	552	27
TGMNT2-VWM2	Manhattan Round Double Column with 2 Oval Vertical Wire Managers	734	32
TGMNT2-RVWM2	Manhattan Round Double Column with 2 Rectangular Vertical Wire Managers	734	32



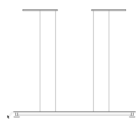
TGRE



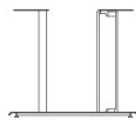
TGSQ



TGMNT2



TGMRT2



TGMNT2 WITH 1 VERTICAL WIRE MANAGER



TGMNT2 WITH 2 VERTICAL WIRE MANAGERS

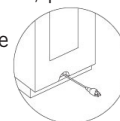
STANDARD FEATURES

- Select from 15 standard laminates or choose any standard Wilsonart, Nevamar, Formica, Arborite and Pionite matte finish laminates at no upcharge. For other laminate please contact the factory for pricing.
- 9 standard veneer and hardwood edge stains. Stain-to-match available at no upcharge.
- Standard with leveling glides.
- Plinth bases are standard with touch latch removable door.

- Plinth bases are standard with kickplate, finished in HOMAPAL 441 Brushed Natural Aluminum.
- Metal bases available in any Spectone color.
- Standard 29" table height.

OPTIONS

- For additional Power & Data modules, please see Table Accessories Price List.
- Cutout for wire pass-through at the bottom of Tailgate bases must be specified if required.



HOW TO ORDER

- Select Top Size
- Select Top Finish
- Select Edge Style & Finish
- Select Base
- Select Base Finish

Example: 4896REA - MNT2 -



TAILGATE TABLES

TABLETOP



SIZE	TABLETOPS		TOP AND EDGE SPECIFICATIONS						TROUGHS		BASES		SEATS	LBS
	Model	Number of Sections	SE PVF 2MM	HF HB	HBV HBVR HBG	HF2 HB2 HKN4 HKNR4 HBG2	For Veneer Top HF HB HBV HBVR HBG	HF2 HB2 HKN4 HKNR4 HBG2	Number of Troughs	Length of Trough(s)	Number of Bases Required	TGRE TGMNT2	TGSQ	Number of Seats
<i>Racetrack</i>														
48 x 96	TG4896RT	1	2502	3491	3732	4312	4722	5452	1	52	2	2	8	135
48 x 120	TG48120RT	2	2902	4472	4786	5585	5551	6404	1	76	3	2	10	168
48 x 144	TG48144RT	2	3851	5806	6191	7182	6952	7987	2	40	3	3	10	202
48 x 168	TG48168RT	2	4822	6948	7398	8498	8284	9483	2	52	3	3	12	236
48 x 192	TG48192RT	2	5003	7778	8314	9374	9657	10498	2	52	3	3	14	269
48 x 216	TG48216RT	2	5833	8589	9193	10507	10831	11648	2	76	3	3	14	303
60 x 120	TG60120RT	2	3331	5293	5683	6687	6642	7712	1	76	3	2	10	210
60 x 144	TG60144RT	2	4376	6819	7303	8543	8254	9546	2	40	3	3	12	252
60 x 168	TG60168RT	2	5471	8129	8691	10062	9797	11295	2	52	3	3	12	294
60 x 192	TG60192RT	2	6116	9307	9983	11628	12005	13108	2	52	3	3	14	336
60 x 216	TG60216RT	2	6739	10328	11088	12940	13363	14604	2	76	3	3	16	378



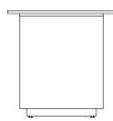
Price of top includes troughs and power duplexes. Number of duplexes varies depending on trough size and number of troughs per table. Trough door opens and closes from either side. An open perimeter around each side of the trough door allows the door to be closed while laptops and other items are plugged in.

BASES

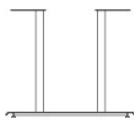
MODEL	BASE SHAPE	LIST PRICE	LBS
TGRE-L	Rectangle Plinth, 11" x 22" - Laminate	939	60
TGRE-V	Rectangle Plinth, 11" x 22" - Veneer	1107	60
TGSQ-L	Square Plinth, 22" x 22" - Laminate	939	70
TGSQ-V	Square Plinth, 22" x 22" - Veneer	1107	70
TGMNT2	Manhattan Round Double Column	372	22
TGMRT2	Manhattan Rectangular Double Column	410	22
TGMNT2-VWM	Manhattan Round Double Column with 1 Oval Vertical Wire Manager	552	27
TGMNT2-RVWM	Manhattan Round Double Column with 1 Rectangular Vertical Wire Manager	552	27
TGMNT2-VWM2	Manhattan Round Double Column with 2 Oval Vertical Wire Managers	734	32
TGMNT2-RVWM2	Manhattan Round Double Column with 2 Rectangular Vertical Wire Managers	734	32



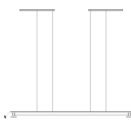
TGRE



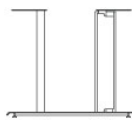
TGSQ



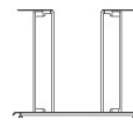
TGMNT2



TGMRT2



TGMNT2 WITH 1 VERTICAL WIRE MANAGER



TGMNT2 WITH 2 VERTICAL WIRE MANAGERS

STANDARD FEATURES

- Select from 15 standard laminates or choose any standard Wilsonart, Nevamar, Formica, Arborite and Pionite matte finish laminates at no upcharge. For other laminate please contact the factory for pricing.
- 9 standard veneer and hardwood edge stains. Stain-to-match available at no upcharge.
- Standard with leveling glides.
- Plinth bases are standard with touch latch removable door.

- Plinth bases are standard with kickplate, finished in HOMAPAL 441 Brushed Natural Aluminum.
- Metal bases available in any Spectone color.
- Standard 29" table height.

OPTIONS


- For additional Power & Data modules, please see Table Accessories Price List.
- Cutout for wire pass-through at the bottom of Tailgate bases must be specified if required.



HOW TO ORDER

- Select Top Size
- Select Top Finish
- Select Edge Style & Finish
- Select Base
- Select Base Finish

Example: 4896RT - MNT2 -



TAILGATE TABLES

TABLETOP




SIZE	TABLETOPS		TOP AND EDGE SPECIFICATIONS						TROUGHS		BASES		SEATS	LBS
	Model	Number of Sections	SE PVF 2MM	HF HB	HBV HBVR HBG	HF2 HB2 HKN4 HKNR4 HBG2	For Veneer Top HF HB HBV HBVR HBG	HF2 HB2 HKN4 HKNR4 HBG2	Number of Troughs	Length of Trough(s)	Number of Bases Required	TGRE TGMNT2	TGSQ	Number of Seats
<i>Boatshape</i>														
48 x 96	TG4896BT	1	2502	4166	4476	4795	5248	5646	1	52	2	2	8	135
48 x 120	TG48120BT	2	2902	5211	5595	6000	6173	6633	1	76	3	2	10	168
48 x 144	TG48144BT	2	3851	6546	7004	7490	8104	8522	2	40	3	3	10	202
48 x 168	TG48168BT	2	4822	7766	8299	8861	9148	9794	2	52	3	3	12	236
48 x 192	TG48192BT	2	5003	8613	9227	10443	10770	11737	2	52	3	3	14	269
48 x 216	TG48216BT	2	5833	9520	10213	11726	12100	13038	2	76	3	3	14	303
60 x 120	TG60120BT	2	3331	6215	6699	7204	7422	7993	1	76	3	2	10	210
60 x 144	TG60144BT	2	4376	7746	8318	8927	9691	10216	2	40	3	3	12	252
60 x 168	TG60168BT	2	5471	9151	9816	10519	10874	11684	2	52	3	3	12	294
60 x 192	TG60192BT	2	6116	10533	11331	12176	12602	13573	2	52	3	3	14	336
60 x 216	TG60216BT	2	6739	11708	12608	13557	14036	15130	2	76	3	3	16	378



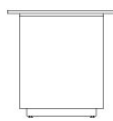
Price of top includes troughs and power duplexes. Number of duplexes varies depending on trough size and number of troughs per table. Trough door opens and closes from either side. An open perimeter around each side of the trough door allows the door to be closed while laptops and other items are plugged in.

BASES

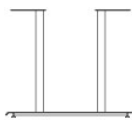
MODEL	BASE SHAPE	LIST PRICE	LBS
TGRE-L	Rectangle Plinth, 11" x 22" - Laminate	939	60
TGRE-V	Rectangle Plinth, 11" x 22" - Veneer	1107	60
TGSQ-L	Square Plinth, 22" x 22" - Laminate	939	70
TGSQ-V	Square Plinth, 22" x 22" - Veneer	1107	70
TGMNT2	Manhattan Round Double Column	372	22
TGMRT2	Manhattan Rectangular Double Column	410	22
TGMNT2-VWM	Manhattan Round Double Column with 1 Oval Vertical Wire Manager	552	27
TGMNT2-RVWM	Manhattan Round Double Column with 1 Rectangular Vertical Wire Manager	552	27
TGMNT2-VWM2	Manhattan Round Double Column with 2 Oval Vertical Wire Managers	734	32
TGMNT2-RVWM2	Manhattan Round Double Column with 2 Rectangular Vertical Wire Managers	734	32



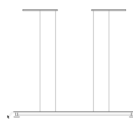
TGRE



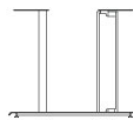
TGSQ



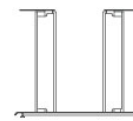
TGMNT2



TGMRT2



TGMNT2 WITH 1 VERTICAL WIRE MANAGER



TGMNT2 WITH 2 VERTICAL WIRE MANAGERS

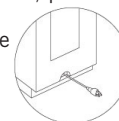
STANDARD FEATURES

- Select from 15 standard laminates or choose any standard Wilsonart, Nevamar, Formica, Arborite and Pionite matte finish laminates at no upcharge. For other laminate please contact the factory for pricing.
- 9 standard veneer and hardwood edge stains. Stain-to-match available at no upcharge.
- Standard with leveling glides.
- Plinth bases are standard with touch latch removable door.

- Plinth bases are standard with kickplate, finished in HOMAPAL 441 Brushed Natural Aluminum.
- Metal bases available in any Spectone color.
- Standard 29" table height.

OPTIONS

- For additional Power & Data modules, please see Table Accessories Price List.
- Cutout for wire pass-through at the bottom of Tailgate bases must be specified if required.



HOW TO ORDER

- Select Top Size
- Select Top Finish
- Select Edge Style & Finish
- Select Base
- Select Base Finish

Example: 4896BT - MNT2 -



TAILGATE TABLES

TABLETOP



SIZE	TABLETOPS		TOP AND EDGE SPECIFICATIONS						TROUGHS		BASES		SEATS	LBS
	Model	Number of Sections	SE PVF 2MM	HF HB	HBV HBVR HBG	HF2 HB2 HKN4 HKNR4 HBG2	For Veneer Top HF HB HBV HBVR HBG	HF2 HB2 HKN4 HKNR4 HBG2	Number of Troughs	Length of Trough(s)	Number of Bases Required	TGRE TGMNT2	TGSQ	Number of Seats
<i>Boatshape Arc Ends</i>														
48 x 96	TG4896BTA	1	2671	4696	5007	5329	5779	6177	1	52	2	2	8	135
48 x 120	TG48120BTA	2	3071	5744	6128	6534	6706	7163	1	76	3	2	10	168
48 x 144	TG48144BTA	2	4020	7076	7538	8024	8634	9055	2	40	3	3	10	202
48 x 168	TG48168BTA	2	4992	8299	8833	9395	9679	10328	2	52	3	3	12	236
48 x 192	TG48192BTA	2	5280	9250	9925	11265	11625	12687	2	52	3	3	14	269
48 x 216	TG48216BTA	2	6177	10237	10999	12661	13074	14106	2	76	3	3	14	303
60 x 120	TG60120BTA	2	3544	6883	7363	7870	8085	8657	1	76	3	2	10	210
60 x 144	TG60144BTA	2	4587	8409	8985	9591	10357	10879	2	40	3	3	12	252
60 x 168	TG60168BTA	2	5681	9816	10481	11182	11541	12352	2	52	3	3	12	294
60 x 192	TG60192BTA	2	6371	11331	12130	12970	13401	14375	2	52	3	3	14	336
60 x 216	TG60216BTA	2	7028	12608	13506	14451	14934	16029	2	76	3	3	16	378



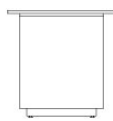
Price of top includes troughs and power duplexes. Number of duplexes varies depending on trough size and number of troughs per table. Trough door opens and closes from either side. An open perimeter around each side of the trough door allows the door to be closed while laptops and other items are plugged in.

BASES

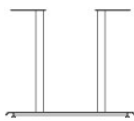
MODEL	BASE SHAPE	LIST PRICE	LBS
TGRE-L	Rectangle Plinth, 11" x 22" - Laminate	939	60
TGRE-V	Rectangle Plinth, 11" x 22" - Veneer	1107	60
TGSQ-L	Square Plinth, 22" x 22" - Laminate	939	70
TGSQ-V	Square Plinth, 22" x 22" - Veneer	1107	70
TGMNT2	Manhattan Round Double Column	372	22
TGMRT2	Manhattan Rectangular Double Column	410	22
TGMNT2-VWM	Manhattan Round Double Column with 1 Oval Vertical Wire Manager	552	27
TGMNT2-RVWM	Manhattan Round Double Column with 1 Rectangular Vertical Wire Manager	552	27
TGMNT2-VWM2	Manhattan Round Double Column with 2 Oval Vertical Wire Managers	734	32
TGMNT2-RVWM2	Manhattan Round Double Column with 2 Rectangular Vertical Wire Managers	734	32



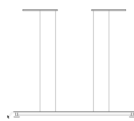
TGRE



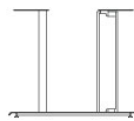
TGSQ



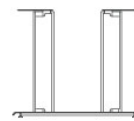
TGMNT2



TGMRT2



TGMNT2 WITH 1 VERTICAL WIRE MANAGER



TGMNT2 WITH 2 VERTICAL WIRE MANAGERS

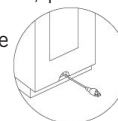
STANDARD FEATURES

- Select from 15 standard laminates or choose any standard Wilsonart, Nevamar, Formica, Arborite and Pionite matte finish laminates at no upcharge. For other laminate please contact the factory for pricing.
- 9 standard veneer and hardwood edge stains. Stain-to-match available at no upcharge.
- Standard with leveling glides.
- Plinth bases are standard with touch latch removable door.

- Plinth bases are standard with kickplate, finished in HOMAPAL 441 Brushed Natural Aluminum.
- Metal bases available in any Spectone color.
- Standard 29" table height.

OPTIONS

- For additional Power & Data modules, please see Table Accessories Price List.
- Cutout for wire pass-through at the bottom of Tailgate bases must be specified if required.



HOW TO ORDER

- Select Top Size
- Select Top Finish
- Select Edge Style & Finish
- Select Base
- Select Base Finish

Example: 4896BTA - MNT2 -



TAILGATE TABLES

SIN 711-11

TABLETOP




SIZE	TABLETOPS		TOP AND EDGE SPECIFICATIONS						TROUGHS		BASES		SEATS	LBS
	Model	Number of Sections	SE PVF 2MM	HF HB	HBV HBVR HBG	HF2 HB2 HKN4 HKNR4 HBG2	For Veneer Top HF HB HBV HBVR HBG	HF2 HB2 HKN4 HKNR4 HBG2	Number of Troughs	Length of Trough(s)	Number of Bases Required	TGRE TGMNT2	TGSQ	Number of Seats
<i>Ellipse</i>														
48 x 96	TG4896EL	1	2779	4775	5147	5532	6072	6549	1	52	2	2	8	135
48 x 120	TG48120EL	2	3246	6016	6478	6963	7172	7719	1	76	3	2	10	168
48 x 144	TG48144EL	2	4270	7505	8055	8640	9374	9878	2	40	3	3	10	202
48 x 168	TG48168EL	2	5341	8872	9513	10186	10503	11307	2	52	3	3	12	236
48 x 192	TG48192EL	2	5582	9952	10694	12166	12565	13733	2	52	3	3	14	269
48 x 216	TG48216EL	2	6558	11023	11861	13689	14142	15279	2	76	3	3	14	303
60 x 120	TG60120EL	2	3898	7738	8289	8872	9120	9777	1	76	3	2	10	210
60 x 144	TG60144EL	2	5012	9407	10068	10769	11646	12249	2	40	3	3	12	252
60 x 168	TG60168EL	2	6198	10954	11719	12525	12938	13868	2	52	3	3	12	294
60 x 192	TG60192EL	2	6993	12695	13614	14581	15076	16196	2	52	3	3	14	336
60 x 216	TG60216EL	2	7726	14142	15176	16261	16819	18076	2	76	3	3	16	378

Price of top includes troughs and power duplexes. Number of duplexes varies depending on trough size and number of troughs per table. Trough door opens and closes from either side. An open perimeter around each side of the trough door allows the door to be closed while laptops and other items are plugged in.

BASES

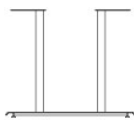
MODEL	BASE SHAPE	LIST PRICE	LBS
TGRE-L	Rectangle Plinth, 11" x 22" - Laminate	939	60
TGRE-V	Rectangle Plinth, 11" x 22" - Veneer	1107	60
TGSQ-L	Square Plinth, 22" x 22" - Laminate	939	70
TGSQ-V	Square Plinth, 22" x 22" - Veneer	1107	70
TGMNT2	Manhattan Round Double Column	372	22
TGMRT2	Manhattan Rectangular Double Column	410	22
TGMNT2-VWM	Manhattan Round Double Column with 1 Oval Vertical Wire Manager	552	27
TGMNT2-RVWM	Manhattan Round Double Column with 1 Rectangular Vertical Wire Manager	552	27
TGMNT2-VWM2	Manhattan Round Double Column with 2 Oval Vertical Wire Managers	734	32
TGMNT2-RVWM2	Manhattan Round Double Column with 2 Rectangular Vertical Wire Managers	734	32



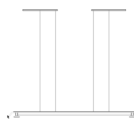
TGRE



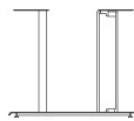
TGSQ



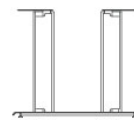
TGMNT2



TGMRT2



TGMNT2 WITH 1 VERTICAL WIRE MANAGER



TGMNT2 WITH 2 VERTICAL WIRE MANAGERS

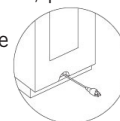
STANDARD FEATURES

- Select from 15 standard laminates or choose any standard Wilsonart, Nevamar, Formica, Arborite and Pionite matte finish laminates at no upcharge. For other laminate please contact the factory for pricing.
- 9 standard veneer and hardwood edge stains. Stain-to-match available at no upcharge.
- Standard with leveling glides.
- Plinth bases are standard with touch latch removable door.

- Plinth bases are standard with kickplate, finished in HOMAPAL 441 Brushed Natural Aluminum.
- Metal bases available in any Spectone color.
- Standard 29" table height.

OPTIONS

- For additional Power & Data modules, please see Table Accessories Price List.
- Cutout for wire pass-through at the bottom of Tailgate bases must be specified if required.



HOW TO ORDER

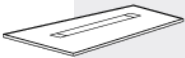
- Select Top Size
- Select Top Finish
- Select Edge Style & Finish
- Select Base
- Select Base Finish

Example: 4896EL - MNT2 -



TAILGATE TABLES

TABLETOP



SIZE	TABLETOPS		TOP AND EDGE SPECIFICATIONS						TROUGHS		BASES		SEATS	LBS
	Model	Number of Sections	SE PVF 2MM	HF HB	HBV HBVR HBG	HF2 HB2 HKN4 HKNR4 HBG2	For Veneer Top HF HB HBV HBVR HBG	HF2 HB2 HKN4 HKNR4 HBG2	Number of Troughs	Length of Trough(s)	Number of Bases Required	TGRE TGMNT2	TGSQ	Number of Seats
<i>Video Conference</i>														
48 x 96	TG4896VC	1	1661	3657	4029	4414	4954	5431	1	52	2	2	8	135
48 x 120	TG48120VC	2	2059	4829	5291	5776	5985	6532	1	76	3	2	10	168
48 x 144	TG48144VC	2	2518	5753	6303	6888	7622	8126	2	40	3	3	10	202
48 x 168	TG48168VC	2	3105	6636	7277	7950	8267	9071	2	52	3	3	12	236
48 x 192	TG48192VC	2	3346	7716	8458	9930	10329	11497	2	52	3	3	14	269
48 x 216	TG48216VC	2	4184	8649	9487	11315	11768	12905	2	76	3	3	14	303
60 x 120	TG60120VC	2	2711	6551	7102	7685	7933	8590	1	76	3	2	10	210
60 x 144	TG60144VC	2	3260	7655	8316	9017	9894	10497	2	40	3	3	12	252
60 x 168	TG60168VC	2	3962	8718	9483	10289	10702	11632	2	52	3	3	12	294
60 x 192	TG60192VC	2	4757	10459	11378	12345	12840	13960	2	52	3	3	14	336
60 x 216	TG60216VC	2	5352	11768	12802	13887	14445	15702	2	76	3	3	16	378

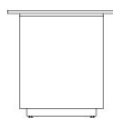
Price of top includes troughs and power duplexes. Number of duplexes varies depending on trough size and number of troughs per table. Trough door opens and closes from either side. An open perimeter around each side of the trough door allows the door to be closed while laptops and other items are plugged in.

BASES

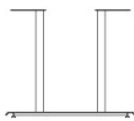
MODEL	BASE SHAPE	LIST PRICE	LBS
TGRE-L	Rectangle Plinth, 11" x 22" - Laminate	939	60
TGRE-V	Rectangle Plinth, 11" x 22" - Veneer	1107	60
TGSQ-L	Square Plinth, 22" x 22" - Laminate	939	70
TGSQ-V	Square Plinth, 22" x 22" - Veneer	1107	70
TGMNT2	Manhattan Round Double Column	372	22
TGMRT2	Manhattan Rectangular Double Column	410	22
TGMNT2-VWM	Manhattan Round Double Column with 1 Oval Vertical Wire Manager	552	27
TGMNT2-RVWM	Manhattan Round Double Column with 1 Rectangular Vertical Wire Manager	552	27
TGMNT2-VWM2	Manhattan Round Double Column with 2 Oval Vertical Wire Managers	734	32
TGMNT2-RVWM2	Manhattan Round Double Column with 2 Rectangular Vertical Wire Managers	734	32



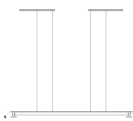
TGRE



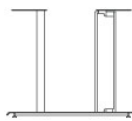
TGSQ



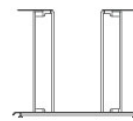
TGMNT2



TGMRT2



TGMNT2 WITH 1 VERTICAL WIRE MANAGER



TGMNT2 WITH 2 VERTICAL WIRE MANAGERS

STANDARD FEATURES

- Select from 15 standard laminates or choose any standard Wilsonart, Nevamar, Formica, Arborite and Pionite matte finish laminates at no upcharge. For other laminate please contact the factory for pricing.
- 9 standard veneer and hardwood edge stains. Stain-to-match available at no upcharge.
- Standard with leveling glides.
- Plinth bases are standard with touch latch removable door.

- Plinth bases are standard with kickplate, finished in HOMAPAL 441 Brushed Natural Aluminum.
- Metal bases available in any Spectone color.
- Standard 29" table height.

OPTIONS


- For additional Power & Data modules, please see Table Accessories Price List.
- Cutout for wire pass-through at the bottom of Tailgate bases must be specified if required.



HOW TO ORDER

- Select Top Size
- Select Top Finish
- Select Edge Style & Finish
- Select Base
- Select Base Finish

Example: 4896VC - MNT2 -



TAILGATE TABLES

TABLETOP



SIZE	TABLETOPS		TOP AND EDGE SPECIFICATIONS							TROUGHS		BASES		SEATS	LBS
	Model	Number of Sections	SE PVF 2MM	HF HB	HBV HBVR HBG	HF2 HB2 HKN4 HKNR4 HBG2	For Veneer Top HF HB HBV HBVR HBG	HF2 HB2 HKN4 HKNR4 HBG2	Number of Troughs	Length of Trough(s)	Number of Bases Required	TGRE TGMNT2	TGSQ	Number of Seats	
<i>Video Conference Arc Ends</i>															
48 x 96	TG4896VCA	1	2671	4696	5007	5329	5779	6177	1	52	2	2	8	135	
48 x 120	TG48120VCA	2	3071	5744	6128	6534	6706	7163	1	76	3	2	10	168	
48 x 144	TG48144VCA	2	4020	7076	7538	8024	8634	9055	2	40	3	3	10	202	
48 x 168	TG48168VCA	2	4992	8299	8833	9395	9679	10328	2	52	3	3	12	236	
48 x 192	TG48192VCA	2	5280	9250	9925	11265	11625	12687	2	52	3	3	14	269	
48 x 216	TG48216VCA	2	6177	10237	10999	12661	13074	14106	2	76	3	3	14	303	
60 x 120	TG60120VCA	2	3544	6883	7363	7870	8085	8657	1	76	3	2	10	210	
60 x 144	TG60144VCA	2	4587	8409	8985	9591	10357	10879	2	40	3	3	12	252	
60 x 168	TG60168VCA	2	5681	9816	10481	11182	11541	12352	2	52	3	3	12	294	
60 x 192	TG60192VCA	2	6371	11331	12130	12970	13401	14375	2	52	3	3	14	336	
60 x 216	TG60216VCA	2	7028	12608	13506	14451	14934	16029	2	76	3	3	16	378	

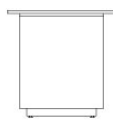
Price of top includes troughs and power duplexes. Number of duplexes varies depending on trough size and number of troughs per table. Trough door opens and closes from either side. An open perimeter around each side of the trough door allows the door to be closed while laptops and other items are plugged in.

BASES

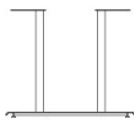
MODEL	BASE SHAPE	LIST PRICE	LBS
TGRE-L	Rectangle Plinth, 11" x 22" - Laminate	939	60
TGRE-V	Rectangle Plinth, 11" x 22" - Veneer	1107	60
TGSQ-L	Square Plinth, 22" x 22" - Laminate	939	70
TGSQ-V	Square Plinth, 22" x 22" - Veneer	1107	70
TGMNT2	Manhattan Round Double Column	372	22
TGMRT2	Manhattan Rectangular Double Column	410	22
TGMNT2-VWM	Manhattan Round Double Column with 1 Oval Vertical Wire Manager	552	27
TGMNT2-RVWM	Manhattan Round Double Column with 1 Rectangular Vertical Wire Manager	552	27
TGMNT2-VWM2	Manhattan Round Double Column with 2 Oval Vertical Wire Managers	734	32
TGMNT2-RVWM2	Manhattan Round Double Column with 2 Rectangular Vertical Wire Managers	734	32



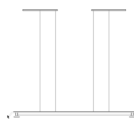
TGRE



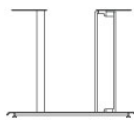
TGSQ



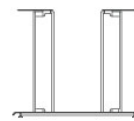
TGMNT2



TGMRT2



TGMNT2 WITH 1 VERTICAL WIRE MANAGER



TGMNT2 WITH 2 VERTICAL WIRE MANAGERS

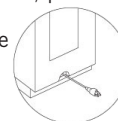
STANDARD FEATURES

- Select from 15 standard laminates or choose any standard Wilsonart, Nevamar, Formica, Arborite and Pionite matte finish laminates at no upcharge. For other laminate please contact the factory for pricing.
- 9 standard veneer and hardwood edge stains. Stain-to-match available at no upcharge.
- Standard with leveling glides.
- Plinth bases are standard with touch latch removable door.

- Plinth bases are standard with kickplate, finished in HOMAPAL 441 Brushed Natural Aluminum.
- Metal bases available in any Spectone color.
- Standard 29" table height.

OPTIONS

- For additional Power & Data modules, please see Table Accessories Price List.
- Cutout for wire pass-through at the bottom of Tailgate bases must be specified if required.



HOW TO ORDER

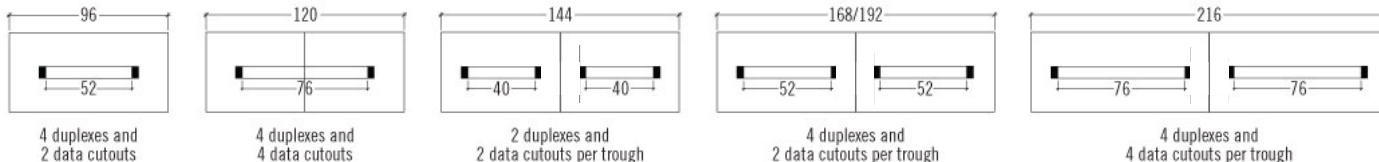
- Select Top Size
- Select Top Finish
- Select Edge Style & Finish
- Select Base
- Select Base Finish

Example: 4896VCA - MNT2 -


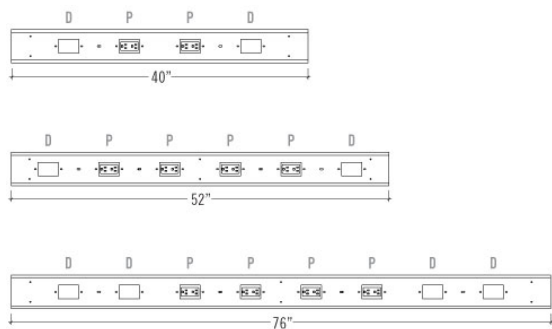


TAILGATE TABLES POWER AND VOICE/DATA ACCESSORIES

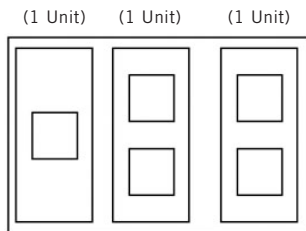
Power and Communication Trough is included in price.



Each trough is standard with power duplexes (labelled P) with a 9 ft. cord. Cutouts for data and communication (labelled D) are also included, however, data ports must be specified separately and can be configured to meet specific requirements. Specify blank plates when data and communication is not required at no upcharge.



Units in data plates must equal 3. Plates can be made up of items that equal 1 unit each for a total of 3 units or a combination of items that total 3 units.



OPTION 11 - \$133 List
15 Pin VGA
(1 Unit)
Front: 15 Pin Female
Back: 15 Pin Female



OPTION 14 - No Charge
Blank
(1 Unit)



OPTION 22 - \$175 List
USB 2.0 Performance
(1 Unit)
Front: Type A & A (F/F)
Back: Type A & A (F/F)



OPTION 23 - \$121 List
HDMI-A/V Connector
(1 Unit)
Front: Female
Back: Female



OPTION 28 - \$55 List
RJ 45 (cat. 6) X 2
(1 Unit)



OPTION 29 - \$33 List
RJ 45 (cat. 6) X 1
(1 Unit)



Pricing March 1, 2019
Discount 57.7% from List prices



SIN 711-11


TAILGATE TABLES

VOICE/DATA ACCESSORIES

Examples of 1 Data Plate

PLATE CONFIGURATION OPTIONS FOR DATA & PHONE

6X RJ 45 (CAT. 6)




CONFIGURATION A

Consists of the following:

3x **OPTION 28** = \$55 LIST
TOTAL LIST = \$165 LIST

PLATE CONFIGURATION OPTIONS FOR AUDIO/VIDEO

1X HDMI A/V CONNECTOR, 15 PIN V99 AND BLANK



CONFIGURATION D

Consists of the following:

1x **OPTION 23** = \$121 LIST
1x **OPTION 11** = \$133 LIST
1x **OPTION 14** = NO CHARGE
TOTAL LIST = \$254 LIST

