



TAILGATE TABLES



PRODUCT CODE



Series	Top Size	Top Shape	Series	Base	Finish
Tailgate	Width x	B : Bullet	Tailgate	RE : Rectangle Plinth	L : Laminate
Freestanding	Length	RE : Rectangle	Freestanding	SQ : Square Plinth	V : Veneer
		RT : Racetrack		MNT2 : Manhattan Rect	
		BT : Boatshape		Double Column	
		REA : Rectangle		MRT2 : Manhattan Round	
		Arc Ends		Double Column	
		BTA : Boatshape Arc			
		Ends			
		EL : Ellipse			
		VC : Video			
		Conference			
		VCA : Video			
		Conference Arc Ends			



OPTIONS

BASES



Manhattan Round Double Column Manhattan Rectangular Double Column Plinth Base


VERTICAL WIRE MANAGER



Oval Vertical Wire Manager, with hinge door (shown on both columns) Rectangular Vertical Wire Manager, with removable door (shown on both columns)

FINISHES

LAMINATE



Select from 15 standard laminates or choose any standard Wilsonart, Nevamar, Formica, Arborite and Pionite matte finish laminates at no upcharge

VENEER




Select from one of our 9 standard wood stains or stain-to-match at no upcharge

BASE



Select from one of our 76 standard Spectone colors

EDGE



2MM PVC SE Hard Wood Exposed Baltic Birch Plywood

See Spectone Card or specfurniture.com/materials/finishes for a complete list of finish options and colors.

TAILGATE TABLES

HOW TO ORDER



Specify Series, Top Size (Width x Length) and Shape

- A** Specify Top Type and Finish
For Laminate Top: Manufacturer, Laminate Name, Laminate Code
For Veneer Top: Wood Stain
- B** Specify Edge Type, (for hardwood: Style), and Finish
PVC Flat/2mm Bio/2mm PVC Woodgrain/Self Edge/Hardwood
- C** Specify Base Style and Finish
For Laminate Base: Manufacturer, Laminate Name, Laminate Code
For Veneer Base: Wood Stain
For Metal Base: RAL Finish
 Optional: Vertical Wire Managers, Power and Data Modules



Series, Top Size and Shape	Top Finish	Edge Finish	Base Style and Finish	VWM Finish (if applicable)	Trough Size and Finish
TG, 55 x 66, Rectangle	Laminate, Arborite, Brown Sugar	Hardwood, HF, Custom Brown Sugar Stain	TGRE-L, Veneer, Arborite, Brown Sugar	n/a	40", Silver

EDGE PROFILES

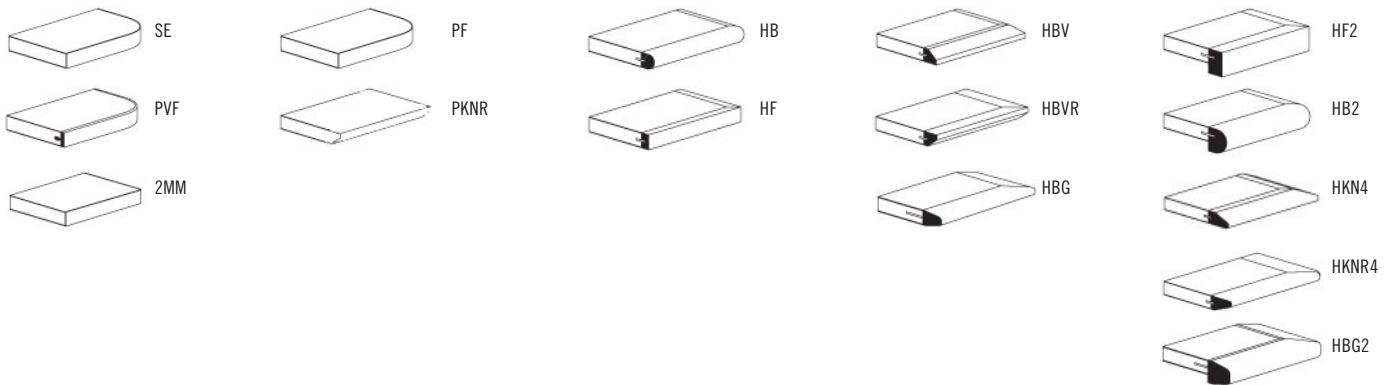
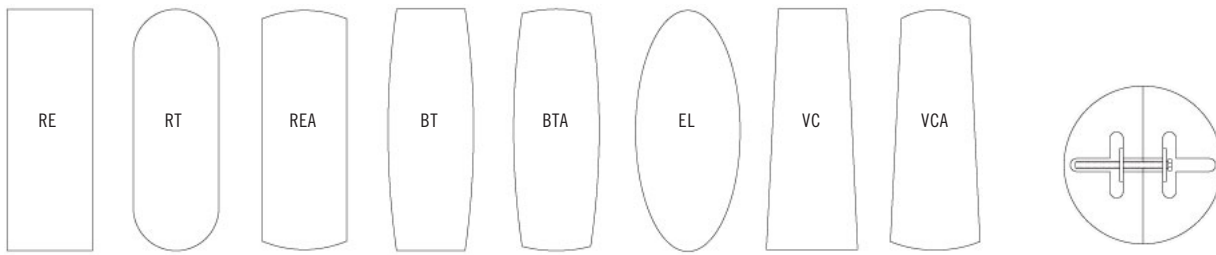


TABLE TOPS

On one-piece tabletops, grain direction runs lengthwise. On tabletops of two or more pieces, grain direction runs from side-to-side, as standard.



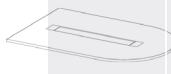
Rectangle Racetrack Rectangle Arc Ends Boatshape Boatshape Arc Ends Ellipse Video Conference Video Conference Arc Ends

On tables of 2 or more pieces, tops are tight joint fastened



TAILGATE TABLES

TABLETOP



SIZE	TABLETOPS		TOP AND EDGE SPECIFICATIONS						TROUGHS		BASES		SEATS	LBS
	Model	Number of Sections	SE PVF 2MM	HF HB	HBV HBVR HBG	HF2 HB2 HKN4 HKNR4 HBG2	HF HB HBV HBVR HBG	HF2 HB2 HKN4 HKNR4 HBG2	Number of Troughs	Length of Trough(s)	Number of Bases Required	TGRE TGMNT2	TGSQ	Number of Seats
<i>Bullet</i>														
48 x 66	TG4866B	1	2253	2950	3202	3538	3622	4182	1	40	2	2	4	92
48 x 72	TG4872B	1	2362	3124	3400	3764	3855	4466	1	40	2	2	4	101
48 x 84	TG4884B	1	2833	3722	4043	4469	4575	5286	1	52	2	2	6	118
48 x 96	TG4896B	1	3052	4067	4434	4921	5043	5855	1	52	2	2	8	134
60 x 66	TG6066B	1	2427	3228	3517	3902	3996	4637	1	40	2	2	4	116
60 x 72	TG6072B	1	2552	3426	3741	4159	4264	4963	1	40	2	2	4	126
60 x 84	TG6084B	1	3056	4074	4441	4931	5053	5867	1	52	2	2	6	147
60 x 96	TG6096B	1	3304	4470	4889	5448	5588	6520	1	52	2	2	8	168

Price of top includes troughs and power duplexes. Number of duplexes varies depending on trough size and number of troughs per table. Trough door opens and closes from either side. An open perimeter around each side of the trough door allows the door to be closed while laptops and other items are plugged in.

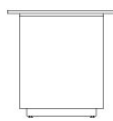


BASES

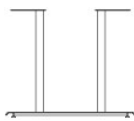
MODEL	BASE SHAPE	LIST PRICE	LBS
TGRE-L	Rectangle Plinth, 11" x 22" - Laminate	977	60
TGRE-V	Rectangle Plinth, 11" x 22" - Veneer	1151	60
TGSQ-L	Square Plinth, 22" x 22" - Laminate	977	70
TGSQ-V	Square Plinth, 22" x 22" - Veneer	1151	70
TGMNT2	Manhattan Round Double Column	387	22
TGMRT2	Manhattan Rectangular Double Column	426	22
TGMNT2-VWM	Manhattan Round Double Column with 1 Oval Vertical Wire Manager	574	27
TGMNT2-RVWM	Manhattan Round Double Column with 1 Rectangular Vertical Wire Manager	574	27
TGMNT2-VWM2	Manhattan Round Double Column with 2 Oval Vertical Wire Managers	763	32
TGMNT2-RVWM2	Manhattan Round Double Column with 2 Rectangular Vertical Wire Managers	763	32



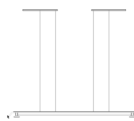
TGRE



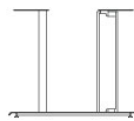
TGSQ



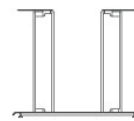
TGMNT2



TGMRT2



TGMNT2 WITH 1 VERTICAL WIRE MANAGER



TGMNT2 WITH 2 VERTICAL WIRE MANAGERS

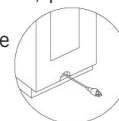
STANDARD FEATURES

- Select from 15 standard laminates or choose any standard Wilsonart, Nevamar, Formica, Arborite and Pionite matte finish laminates at no upcharge. For other laminate please contact the factory for pricing.
- 9 standard veneer and hardwood edge stains. Stain-to-match available at no upcharge.
- Standard with leveling glides.
- Plinth bases are standard with touch latch removable door.

- Plinth bases are standard with kickplate, finished in HOMAPAL 441 Brushed Natural Aluminum.
- Metal bases available in any Spectone color.
- Standard 29" table height.

OPTIONS

- For additional Power & Data modules, please see Table Accessories Price List.
- Cutout for wire pass-through at the bottom of Tailgate bases must be specified if required.



HOW TO ORDER

1. Select Top Size
2. Select Top Finish
3. Select Edge Style & Finish
4. Select Base
5. Select Base Finish

Example: 4896B - MNT2 -





TAILGATE TABLES

TABLETOP



SIZE	TABLETOPS		TOP AND EDGE SPECIFICATIONS						TROUGHS		BASES		SEATS	LBS
	Model	Number of Sections	For Laminate Top			For Veneer Top			Number of Troughs	Length of Trough(s)	Number of Bases Required		Number of Seats	
SE	HF	HBV	HF2	HF	HF2		TGRE	TGSQ						
PVF	HB	HBVR	HB2	HB	HB2		TGMNT2							
2MM	PKNR ¹	HVG	HKN4	HBV	HKN4									
	PF ¹		HKNR4	HBVR	HKNR4									
			HVG2	HVG	HVG2									
<i>Rectangle</i>														
48 x 96	TG4896RE	1	2582	3492	3738	3987	4355	5067	1	52	2	2	8	135
48 x 120	TG48120RE	2	2991	4166	4444	5045	5133	5966	1	76	3	2	10	168
48 x 144	TG48144RE	2	3975	5660	6027	6598	6462	7464	2	40	3	3	10	202
48 x 168	TG48168RE	2	4983	6679	7098	7895	7711	8875	2	52	3	3	12	236
48 x 192	TG48192RE	2	5306	7515	8023	9160	8772	10164	2	52	3	3	14	269
48 x 216	TG48216RE	2	6065	8252	8812	10022	9653	11223	2	76	3	3	14	303
60 x 120	TG60120RE	2	3475	5232	5616	6208	6067	7112	1	76	3	2	10	210
60 x 144	TG60144RE	2	4511	6620	7079	7790	7622	8875	2	40	3	3	12	252
60 x 168	TG60168RE	2	5465	7924	8458	9290	9093	10553	2	52	3	3	12	294
60 x 192	TG60192RE	2	6096	9044	9683	10681	10446	12200	2	52	3	3	14	336
60 x 216	TG60216RE	2	6707	10026	10748	11868	11603	13573	2	76	3	3	16	378

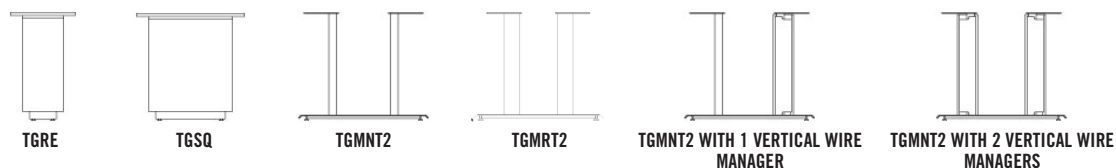


Price of top includes troughs and power duplexes. Number of duplexes varies depending on trough size and number of troughs per table. Trough door opens and closes from either side. An open perimeter around each side of the trough door allows the door to be closed while laptops and other items are plugged in.

¹ Exposed Baltic Birch plywood edge (PKNR, PF) can only be specified on square tops up to 47-1/2" x 95-1/2". Clear finish only.

BASES

MODEL	BASE SHAPE	LIST PRICE	LBS
TGRE-L	Rectangle Plinth, 11" x 22" - Laminate	977	60
TGRE-V	Rectangle Plinth, 11" x 22" - Veneer	1151	60
TGSQ-L	Square Plinth, 22" x 22" - Laminate	977	70
TGSQ-V	Square Plinth, 22" x 22" - Veneer	1151	70
TGMNT2	Manhattan Round Double Column	387	22
TGMRT2	Manhattan Rectangular Double Column	426	22
TGMNT2-VWM	Manhattan Round Double Column with 1 Oval Vertical Wire Manager	574	27
TGMNT2-RVWM	Manhattan Round Double Column with 1 Rectangular Vertical Wire Manager	574	27
TGMNT2-VWM2	Manhattan Round Double Column with 2 Oval Vertical Wire Managers	763	32
TGMNT2-RVWM2	Manhattan Round Double Column with 2 Rectangular Vertical Wire Managers	763	32



STANDARD FEATURES

- Select from 15 standard laminates or choose any standard Wilsonart, Nevamar, Formica, Arborite and Pionite matte finish laminates at no upcharge. For other laminate please contact the factory for pricing.
- 9 standard veneer and hardwood edge stains. Stain-to-match available at no upcharge.
- Standard with leveling glides.
- Plinth bases are standard with touch latch removable door.

- Plinth bases are standard with kickplate, finished in HOMAPAL 441 Brushed Natural Aluminum.
- Metal bases available in any Spectone color.
- Standard 29" table height.

OPTIONS

- For additional Power & Data modules, please see Table Accessories Price List.
- Cutout for wire pass-through at the bottom of Tailgate bases must be specified if required.



HOW TO ORDER

1. Select Top Size
2. Select Top Finish
3. Select Edge Style & Finish
4. Select Base
5. Select Base Finish

Example: 4896RE - MNT2 -





TAILGATE TABLES

TABLETOP



SIZE	TABLETOPS		TOP AND EDGE SPECIFICATIONS						TROUGHS		BASES		SEATS	LBS
	Model	Number of Sections	SE PVF 2MM	HF HB	HBV HBVR HBG	HF2 HB2 HKN4 HBKNR4 HBG2	For Veneer Top HF HB HBV HBVR HBG	HF2 HB2 HKN4 HBKNR4 HBG2	Number of Troughs	Length of Trough(s)	Number of Bases Required	TGRE TGMNT2	TGSQ	Number of Seats
<i>Rectangle Arc Ends</i>														
48 x 96	TG4896REA	1	2602	3631	3882	4485	4911	5670	1	52	2	2	8	135
48 x 120	TG48120REA	2	3018	4650	4977	5808	5773	6660	1	76	3	2	10	168
48 x 144	TG48144REA	2	4005	6038	6439	7469	7230	8306	2	40	3	3	10	202
48 x 168	TG48168REA	2	5015	7226	7694	8838	8616	9863	2	52	3	3	12	236
48 x 192	TG48192REA	2	5204	8090	8647	9750	10044	10918	2	52	3	3	14	269
48 x 216	TG48216REA	2	6065	8932	9560	10926	11263	12113	2	76	3	3	14	303
60 x 120	TG60120REA	2	3464	5504	5910	6954	6907	8020	1	76	3	2	10	210
60 x 144	TG60144REA	2	4551	7092	7595	8885	8584	9928	2	40	3	3	12	252
60 x 168	TG60168REA	2	5690	8455	9039	10465	10189	11747	2	52	3	3	12	294
60 x 192	TG60192REA	2	6361	9680	10383	12094	12486	13633	2	52	3	3	14	336
60 x 216	TG60216REA	2	7008	10740	11531	13457	13897	15187	2	76	3	3	16	378

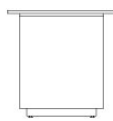
Price of top includes troughs and power duplexes. Number of duplexes varies depending on trough size and number of troughs per table. Trough door opens and closes from either side. An open perimeter around each side of the trough door allows the door to be closed while laptops and other items are plugged in.

BASES

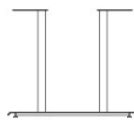
MODEL	BASE SHAPE	LIST PRICE	LBS
TGRE-L	Rectangle Plinth, 11" x 22" - Laminate	977	60
TGRE-V	Rectangle Plinth, 11" x 22" - Veneer	1151	60
TGSQ-L	Square Plinth, 22" x 22" - Laminate	977	70
TGSQ-V	Square Plinth, 22" x 22" - Veneer	1151	70
TGMNT2	Manhattan Round Double Column	387	22
TGMRT2	Manhattan Rectangular Double Column	426	22
TGMNT2-VWM	Manhattan Round Double Column with 1 Oval Vertical Wire Manager	574	27
TGMNT2-RVWM	Manhattan Round Double Column with 1 Rectangular Vertical Wire Manager	574	27
TGMNT2-VWM2	Manhattan Round Double Column with 2 Oval Vertical Wire Managers	763	32
TGMNT2-RVWM2	Manhattan Round Double Column with 2 Rectangular Vertical Wire Managers	763	32



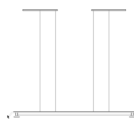
TGRE



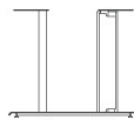
TGSQ



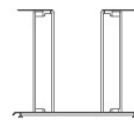
TGMNT2



TGMRT2



TGMNT2 WITH 1 VERTICAL WIRE MANAGER



TGMNT2 WITH 2 VERTICAL WIRE MANAGERS

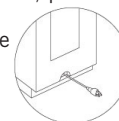
STANDARD FEATURES

- Select from 15 standard laminates or choose any standard Wilsonart, Nevamar, Formica, Arborite and Pionite matte finish laminates at no upcharge. For other laminate please contact the factory for pricing.
- 9 standard veneer and hardwood edge stains. Stain-to-match available at no upcharge.
- Standard with leveling glides.
- Plinth bases are standard with touch latch removable door.

- Plinth bases are standard with kickplate, finished in HOMAPAL 441 Brushed Natural Aluminum.
- Metal bases available in any Spectone color.
- Standard 29" table height.

OPTIONS

- For additional Power & Data modules, please see Table Accessories Price List.
- Cutout for wire pass-through at the bottom of Tailgate bases must be specified if required.



HOW TO ORDER

1. Select Top Size
2. Select Top Finish
3. Select Edge Style & Finish
4. Select Base
5. Select Base Finish

Example: 4896REA - MNT2 -





TAILGATE TABLES

TABLETOP




SIZE	TABLETOPS		TOP AND EDGE SPECIFICATIONS						TROUGHS		BASES		SEATS	LBS
	Model	Number of Sections	SE PVF 2MM	HF HB	HBV HBVR HBG	HF2 HB2 HKN4 HKNR4 HBG2	For Veneer Top HF HB HBV HBVR HBG	HF2 HB2 HKN4 HKNR4 HBG2	Number of Troughs	Length of Trough(s)	Number of Bases Required	TGRE TGMNT2	TGSQ	Number of Seats
<i>Racetrack</i>														
48 x 96	TG4896RT	1	2602	3631	3882	4485	4911	5670	1	52	2	2	8	135
48 x 120	TG48120RT	2	3018	4650	4977	5808	5773	6660	1	76	3	2	10	168
48 x 144	TG48144RT	2	4005	6038	6439	7469	7230	8306	2	40	3	3	10	202
48 x 168	TG48168RT	2	5015	7226	7694	8838	8616	9863	2	52	3	3	12	236
48 x 192	TG48192RT	2	5204	8090	8647	9750	10044	10918	2	52	3	3	14	269
48 x 216	TG48216RT	2	6065	8932	9560	10926	11263	12113	2	76	3	3	14	303
60 x 120	TG60120RT	2	3464	5504	5910	6954	6907	8020	1	76	3	2	10	210
60 x 144	TG60144RT	2	4551	7092	7595	8885	8584	9928	2	40	3	3	12	252
60 x 168	TG60168RT	2	5690	8455	9039	10465	10189	11747	2	52	3	3	12	294
60 x 192	TG60192RT	2	6361	9680	10383	12094	12486	13633	2	52	3	3	14	336
60 x 216	TG60216RT	2	7008	10740	11531	13457	13897	15187	2	76	3	3	16	378



Price of top includes troughs and power duplexes. Number of duplexes varies depending on trough size and number of troughs per table. Trough door opens and closes from either side. An open perimeter around each side of the trough door allows the door to be closed while laptops and other items are plugged in.

BASES

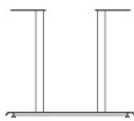
MODEL	BASE SHAPE	LIST PRICE	LBS
TGRE-L	Rectangle Plinth, 11" x 22" - Laminate	977	60
TGRE-V	Rectangle Plinth, 11" x 22" - Veneer	1151	60
TGSQ-L	Square Plinth, 22" x 22" - Laminate	977	70
TGSQ-V	Square Plinth, 22" x 22" - Veneer	1151	70
TGMNT2	Manhattan Round Double Column	387	22
TGMRT2	Manhattan Rectangular Double Column	426	22
TGMNT2-VWM	Manhattan Round Double Column with 1 Oval Vertical Wire Manager	574	27
TGMNT2-RVWM	Manhattan Round Double Column with 1 Rectangular Vertical Wire Manager	574	27
TGMNT2-VWM2	Manhattan Round Double Column with 2 Oval Vertical Wire Managers	763	32
TGMNT2-RVWM2	Manhattan Round Double Column with 2 Rectangular Vertical Wire Managers	763	32



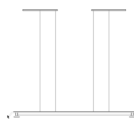
TGRE



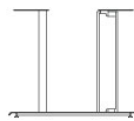
TGSQ



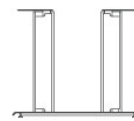
TGMNT2



TGMRT2



TGMNT2 WITH 1 VERTICAL WIRE MANAGER



TGMNT2 WITH 2 VERTICAL WIRE MANAGERS

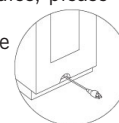
STANDARD FEATURES

- Select from 15 standard laminates or choose any standard Wilsonart, Nevamar, Formica, Arborite and Pionite matte finish laminates at no upcharge. For other laminate please contact the factory for pricing.
- 9 standard veneer and hardwood edge stains. Stain-to-match available at no upcharge.
- Standard with leveling glides.
- Plinth bases are standard with touch latch removable door.

- Plinth bases are standard with kickplate, finished in HOMAPAL 441 Brushed Natural Aluminum.
- Metal bases available in any Spectone color.
- Standard 29" table height.

OPTIONS

- For additional Power & Data modules, please see Table Accessories Price List.
- Cutout for wire pass-through at the bottom of Tailgate bases must be specified if required.



HOW TO ORDER

1. Select Top Size
2. Select Top Finish
3. Select Edge Style & Finish
4. Select Base
5. Select Base Finish

Example: 4896RT - MNT2 -





TAILGATE TABLES

TABLETOP



SIZE	TABLETOPS		TOP AND EDGE SPECIFICATIONS						TROUGHS		BASES		SEATS	LBS
	Model	Number of Sections	For Laminate Top			For Veneer Top			Number of Troughs	Length of Trough(s)	Number of Bases Required		Number of Seats	
SE PVF 2MM	HF HB	HBV HBVR HBG	HF2 HB2 HKN4 HKNR4 HBG2	HF HB HBV HBVR HBG	HF2 HB2 HKN4 HKNR4 HBG2	TGRE TGMNT2	TGSQ							
<i>Boatshape</i>														
48 x 96	TG4896BT	1	2602	4333	4655	4987	5458	5872	1	52	2	2	8	135
48 x 120	TG48120BT	2	3018	5419	5818	6240	6419	6898	1	76	3	2	10	168
48 x 144	TG48144BT	2	4005	6808	7284	7790	8428	8863	2	40	3	3	10	202
48 x 168	TG48168BT	2	5015	8077	8632	9216	9514	10186	2	52	3	3	12	236
48 x 192	TG48192BT	2	5204	8958	9597	10861	11201	12207	2	52	3	3	14	269
48 x 216	TG48216BT	2	6065	9900	10621	12194	12583	13559	2	76	3	3	14	303
60 x 120	TG60120BT	2	3464	6463	6966	7492	7718	8312	1	76	3	2	10	210
60 x 144	TG60144BT	2	4551	8056	8651	9284	10079	10625	2	40	3	3	12	252
60 x 168	TG60168BT	2	5690	9518	10209	10940	11310	12152	2	52	3	3	12	294
60 x 192	TG60192BT	2	6361	10955	11785	12664	13107	14116	2	52	3	3	14	336
60 x 216	TG60216BT	2	7008	12175	13111	14098	14596	15734	2	76	3	3	16	378

Price of top includes troughs and power duplexes. Number of duplexes varies depending on trough size and number of troughs per table. Trough door opens and closes from either side. An open perimeter around each side of the trough door allows the door to be closed while laptops and other items are plugged in.

BASES

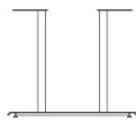
MODEL	BASE SHAPE	LIST PRICE	LBS
TGRE-L	Rectangle Plinth, 11" x 22" - Laminate	977	60
TGRE-V	Rectangle Plinth, 11" x 22" - Veneer	1151	60
TGSQ-L	Square Plinth, 22" x 22" - Laminate	977	70
TGSQ-V	Square Plinth, 22" x 22" - Veneer	1151	70
TGMNT2	Manhattan Round Double Column	387	22
TGMRT2	Manhattan Rectangular Double Column	426	22
TGMNT2-VWM	Manhattan Round Double Column with 1 Oval Vertical Wire Manager	574	27
TGMNT2-RVWM	Manhattan Round Double Column with 1 Rectangular Vertical Wire Manager	574	27
TGMNT2-VWM2	Manhattan Round Double Column with 2 Oval Vertical Wire Managers	763	32
TGMNT2-RVWM2	Manhattan Round Double Column with 2 Rectangular Vertical Wire Managers	763	32



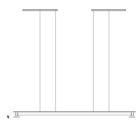
TGRE



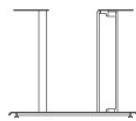
TGSQ




TGMNT2



TGMRT2



TGMNT2 WITH 1 VERTICAL WIRE MANAGER



TGMNT2 WITH 2 VERTICAL WIRE MANAGERS

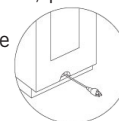
STANDARD FEATURES

- Select from 15 standard laminates or choose any standard Wilsonart, Nevamar, Formica, Arborite and Pionite matte finish laminates at no upcharge. For other laminate please contact the factory for pricing.
- 9 standard veneer and hardwood edge stains. Stain-to-match available at no upcharge.
- Standard with leveling glides.
- Plinth bases are standard with touch latch removable door.

- Plinth bases are standard with kickplate, finished in HOMAPAL 441 Brushed Natural Aluminum.
- Metal bases available in any Spectone color.
- Standard 29" table height.

OPTIONS

- For additional Power & Data modules, please see Table Accessories Price List.
- Cutout for wire pass-through at the bottom of Tailgate bases must be specified if required.



HOW TO ORDER

1. Select Top Size
2. Select Top Finish
3. Select Edge Style & Finish
4. Select Base
5. Select Base Finish

Example: 4896BT - MNT2 -





TAILGATE TABLES

TABLETOP



SIZE	TABLETOPS		TOP AND EDGE SPECIFICATIONS						TROUGHS		BASES		SEATS	LBS
	Model	Number of Sections	For Laminate Top			For Veneer Top			Number of Troughs	Length of Trough(s)	Number of Bases Required		Number of Seats	
SE PVF 2MM	HF HB	HBV HBVR HBG	HF2 HB2 HKN4 HKNR4 HBG2	HF HB HBV HBVR HBG	HF2 HB2 HKN4 HKNR4 HBG2	TGRE TGMNT2	TGSQ							
<i>Boatshape Arc Ends</i>														
48 x 96	TG4896BTA	1	2778	4884	5208	5542	6010	6424	1	52	2	2	8	135
48 x 120	TG48120BTA	2	3193	5973	6373	6795	6974	7449	1	76	3	2	10	168
48 x 144	TG48144BTA	2	4181	7359	7839	8345	8979	9417	2	40	3	3	10	202
48 x 168	TG48168BTA	2	5192	8632	9187	9771	10067	10742	2	52	3	3	12	236
48 x 192	TG48192BTA	2	5492	9621	10323	11716	12091	13195	2	52	3	3	14	269
48 x 216	TG48216BTA	2	6423	10646	11438	13166	13596	14669	2	76	3	3	14	303
60 x 120	TG60120BTA	2	3685	7158	7657	8184	8408	9003	1	76	3	2	10	210
60 x 144	TG60144BTA	2	4770	8745	9344	9975	10771	11314	2	40	3	3	12	252
60 x 168	TG60168BTA	2	5909	10209	10901	11630	12003	12847	2	52	3	3	12	294
60 x 192	TG60192BTA	2	6626	11785	12616	13489	13938	14951	2	52	3	3	14	336
60 x 216	TG60216BTA	2	7308	13111	14045	15028	15530	16669	2	76	3	3	16	378



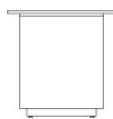
Price of top includes troughs and power duplexes. Number of duplexes varies depending on trough size and number of troughs per table. Trough door opens and closes from either side. An open perimeter around each side of the trough door allows the door to be closed while laptops and other items are plugged in.

BASES

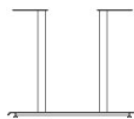
MODEL	BASE SHAPE	LIST PRICE	LBS
TGRE-L	Rectangle Plinth, 11" x 22" - Laminate	977	60
TGRE-V	Rectangle Plinth, 11" x 22" - Veneer	1151	60
TGSQ-L	Square Plinth, 22" x 22" - Laminate	977	70
TGSQ-V	Square Plinth, 22" x 22" - Veneer	1151	70
TGMNT2	Manhattan Round Double Column	387	22
TGMRT2	Manhattan Rectangular Double Column	426	22
TGMNT2-VWM	Manhattan Round Double Column with 1 Oval Vertical Wire Manager	574	27
TGMNT2-RVWM	Manhattan Round Double Column with 1 Rectangular Vertical Wire Manager	574	27
TGMNT2-VWM2	Manhattan Round Double Column with 2 Oval Vertical Wire Managers	763	32
TGMNT2-RVWM2	Manhattan Round Double Column with 2 Rectangular Vertical Wire Managers	763	32



TGRE



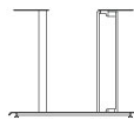
TGSQ



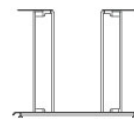
TGMNT2



TGMRT2



TGMNT2 WITH 1 VERTICAL WIRE MANAGER



TGMNT2 WITH 2 VERTICAL WIRE MANAGERS

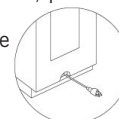
STANDARD FEATURES

- Select from 15 standard laminates or choose any standard Wilsonart, Nevamar, Formica, Arborite and Pionite matte finish laminates at no upcharge. For other laminate please contact the factory for pricing.
- 9 standard veneer and hardwood edge stains. Stain-to-match available at no upcharge.
- Standard with leveling glides.
- Plinth bases are standard with touch latch removable door.

- Plinth bases are standard with kickplate, finished in HOMAPAL 441 Brushed Natural Aluminum.
- Metal bases available in any Spectone color.
- Standard 29" table height.

OPTIONS

- For additional Power & Data modules, please see Table Accessories Price List.
- Cutout for wire pass-through at the bottom of Tailgate bases must be specified if required.



HOW TO ORDER

1. Select Top Size
2. Select Top Finish
3. Select Edge Style & Finish
4. Select Base
5. Select Base Finish

Example: 4896BTA - MNT2 -





TAILGATE TABLES

TABLETOP



SIZE	TABLETOPS		TOP AND EDGE SPECIFICATIONS						TROUGHS		BASES		SEATS	LBS
	Model	Number of Sections	SE PVF 2MM	HF HB	HBV HBVR HBG	HF2 HB2 HKN4 HKNR4 HBG2	For Veneer Top HF HB HBV HBVR HBG	HF2 HB2 HKN4 HKNR4 HBG2	Number of Troughs	Length of Trough(s)	Number of Bases Required	TGRE TGMNT2	TGSQ	Number of Seats
<i>Ellipse</i>														
48 x 96	TG4896EL	1	2890	4966	5353	5754	6315	6811	1	52	2	2	8	135
48 x 120	TG48120EL	2	3375	6256	6737	7241	7458	8027	1	76	3	2	10	168
48 x 144	TG48144EL	2	4441	7805	8377	8986	9749	10273	2	40	3	3	10	202
48 x 168	TG48168EL	2	5555	9227	9894	10594	10924	11760	2	52	3	3	12	236
48 x 192	TG48192EL	2	5806	10351	11122	12653	13068	14283	2	52	3	3	14	269
48 x 216	TG48216EL	2	6819	11463	12334	14236	14707	15889	2	76	3	3	14	303
60 x 120	TG60120EL	2	4053	8047	8620	9226	9484	10168	1	76	3	2	10	210
60 x 144	TG60144EL	2	5212	9783	10471	11200	12112	12739	2	40	3	3	12	252
60 x 168	TG60168EL	2	6446	11393	12188	13027	13456	14423	2	52	3	3	12	294
60 x 192	TG60192EL	2	7273	13203	14159	15165	15680	16844	2	52	3	3	14	336
60 x 216	TG60216EL	2	8034	14707	15782	16910	17491	18798	2	76	3	3	16	378



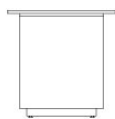
Price of top includes troughs and power duplexes. Number of duplexes varies depending on trough size and number of troughs per table. Trough door opens and closes from either side. An open perimeter around each side of the trough door allows the door to be closed while laptops and other items are plugged in.

BASES

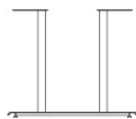
MODEL	BASE SHAPE	LIST PRICE	LBS
TGRE-L	Rectangle Plinth, 11" x 22" - Laminate	977	60
TGRE-V	Rectangle Plinth, 11" x 22" - Veneer	1151	60
TGSQ-L	Square Plinth, 22" x 22" - Laminate	977	70
TGSQ-V	Square Plinth, 22" x 22" - Veneer	1151	70
TGMNT2	Manhattan Round Double Column	387	22
TGMRT2	Manhattan Rectangular Double Column	426	22
TGMNT2-VWM	Manhattan Round Double Column with 1 Oval Vertical Wire Manager	574	27
TGMNT2-RVWM	Manhattan Round Double Column with 1 Rectangular Vertical Wire Manager	574	27
TGMNT2-VWM2	Manhattan Round Double Column with 2 Oval Vertical Wire Managers	763	32
TGMNT2-RVWM2	Manhattan Round Double Column with 2 Rectangular Vertical Wire Managers	763	32



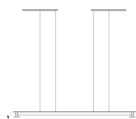
TGRE



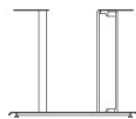
TGSQ



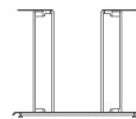
TGMNT2



TGMRT2



TGMNT2 WITH 1 VERTICAL WIRE MANAGER



TGMNT2 WITH 2 VERTICAL WIRE MANAGERS

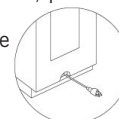
STANDARD FEATURES

- Select from 15 standard laminates or choose any standard Wilsonart, Nevamar, Formica, Arborite and Pionite matte finish laminates at no upcharge. For other laminate please contact the factory for pricing.
- 9 standard veneer and hardwood edge stains. Stain-to-match available at no upcharge.
- Standard with leveling glides.
- Plinth bases are standard with touch latch removable door.

- Plinth bases are standard with kickplate, finished in HOMAPAL 441 Brushed Natural Aluminum.
- Metal bases available in any Spectone color.
- Standard 29" table height.

OPTIONS

- For additional Power & Data modules, please see Table Accessories Price List.
- Cutout for wire pass-through at the bottom of Tailgate bases must be specified if required.



HOW TO ORDER

1. Select Top Size
2. Select Top Finish
3. Select Edge Style & Finish
4. Select Base
5. Select Base Finish

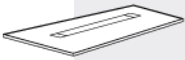
Example: 4896EL - MNT2 -





TAILGATE TABLES

TABLETOP



SIZE	TABLETOPS		TOP AND EDGE SPECIFICATIONS						TROUGHS		BASES		SEATS	LBS
	Model	Number of Sections	For Laminate Top			For Veneer Top			Number of Troughs	Length of Trough(s)	Number of Bases Required		Number of Seats	
SE PVF 2MM	HF HB	HBV HBVR HBG	HF2 HB2 HKN4 HKNR4 HBG2	HF HB HBV HBVR HBG	HF2 HB2 HKN4 HKNR4 HBG2	TGRE TGMNT2	TGSQ							
<i>Video Conference</i>														
48 x 96	TG4896VC	1	2602	4333	4655	4987	5458	5872	1	52	2	2	8	135
48 x 120	TG48120VC	2	3018	5419	5818	6240	6419	6898	1	76	3	2	10	168
48 x 144	TG48144VC	2	4005	6808	7284	7790	8428	8863	2	40	3	3	10	202
48 x 168	TG48168VC	2	5015	8077	8632	9216	9493	10186	2	52	3	3	12	236
48 x 192	TG48192VC	2	5204	8958	9597	10861	11201	12207	2	52	3	3	14	269
48 x 216	TG48216VC	2	6065	9900	10621	12194	12583	13559	2	76	3	3	14	303
60 x 120	TG60120VC	2	3464	6463	6966	7492	7718	8312	1	76	3	2	10	210
60 x 144	TG60144VC	2	4551	8056	8651	9284	10079	10625	2	40	3	3	12	252
60 x 168	TG60168VC	2	5690	9518	10209	10940	11310	12152	2	52	3	3	12	294
60 x 192	TG60192VC	2	6361	10955	11785	12664	13107	14116	2	52	3	3	14	336
60 x 216	TG60216VC	2	7008	12175	13111	14098	14596	15734	2	76	3	3	16	378



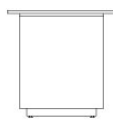
Price of top includes troughs and power duplexes. Number of duplexes varies depending on trough size and number of troughs per table. Trough door opens and closes from either side. An open perimeter around each side of the trough door allows the door to be closed while laptops and other items are plugged in.

BASES

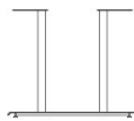
MODEL	BASE SHAPE	LIST PRICE	LBS
TGRE-L	Rectangle Plinth, 11" x 22" - Laminate	977	60
TGRE-V	Rectangle Plinth, 11" x 22" - Veneer	1151	60
TGSQ-L	Square Plinth, 22" x 22" - Laminate	977	70
TGSQ-V	Square Plinth, 22" x 22" - Veneer	1151	70
TGMNT2	Manhattan Round Double Column	387	22
TGMRT2	Manhattan Rectangular Double Column	426	22
TGMNT2-VWM	Manhattan Round Double Column with 1 Oval Vertical Wire Manager	574	27
TGMNT2-RVWM	Manhattan Round Double Column with 1 Rectangular Vertical Wire Manager	574	27
TGMNT2-VWM2	Manhattan Round Double Column with 2 Oval Vertical Wire Managers	763	32
TGMNT2-RVWM2	Manhattan Round Double Column with 2 Rectangular Vertical Wire Managers	763	32



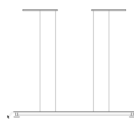
TGRE



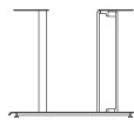
TGSQ



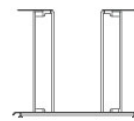
TGMNT2



TGMRT2



TGMNT2 WITH 1 VERTICAL WIRE MANAGER



TGMNT2 WITH 2 VERTICAL WIRE MANAGERS

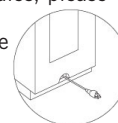
STANDARD FEATURES

- Select from 15 standard laminates or choose any standard Wilsonart, Nevamar, Formica, Arborite and Pionite matte finish laminates at no upcharge. For other laminate please contact the factory for pricing.
- 9 standard veneer and hardwood edge stains. Stain-to-match available at no upcharge.
- Standard with leveling glides.
- Plinth bases are standard with touch latch removable door.

- Plinth bases are standard with kickplate, finished in HOMAPAL 441 Brushed Natural Aluminum.
- Metal bases available in any Spectone color.
- Standard 29" table height.

OPTIONS

- For additional Power & Data modules, please see Table Accessories Price List.
- Cutout for wire pass-through at the bottom of Tailgate bases must be specified if required.



HOW TO ORDER

1. Select Top Size
2. Select Top Finish
3. Select Edge Style & Finish
4. Select Base
5. Select Base Finish

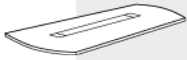
Example: 4896VC - MNT2 -





TAILGATE TABLES

TABLETOP



SIZE	TABLETOPS		TOP AND EDGE SPECIFICATIONS						TROUGHS		BASES		SEATS	LBS
	Model	Number of Sections	For Laminate Top			For Veneer Top			Number of Troughs	Length of Trough(s)	Number of Bases Required		Number of Seats	
SE PVF 2MM	HF HB	HBV HBVR HBG	HF2 HB2 HKN4 HKNR4 HBG2	HF HB HBV HBVR HBG	HF2 HB2 HKN4 HKNR4 HBG2	TGRE TGMNT2	TGSQ							
<i>Video Conference Arc Ends</i>														
48 x 96	TG4896VCA	1	2778	4884	5208	5542	6010	6424	1	52	2	2	8	135
48 x 120	TG48120VCA	2	3193	5973	6373	6795	6974	7449	1	76	3	2	10	168
48 x 144	TG48144VCA	2	4181	7359	7839	8345	8979	9417	2	40	3	3	10	202
48 x 168	TG48168VCA	2	5192	8632	9187	9771	10067	10742	2	52	3	3	12	236
48 x 192	TG48192VCA	2	5492	9621	10323	11716	12091	13195	2	52	3	3	14	269
48 x 216	TG48216VCA	2	6423	10646	11438	13166	13596	14669	2	76	3	3	14	303
60 x 120	TG60120VCA	2	3685	7158	7657	8184	8408	9003	1	76	3	2	10	210
60 x 144	TG60144VCA	2	4770	8745	9344	9975	10771	11314	2	40	3	3	12	252
60 x 168	TG60168VCA	2	5909	10209	10901	11630	12003	12847	2	52	3	3	12	294
60 x 192	TG60192VCA	2	6626	11785	12616	13489	13938	14951	2	52	3	3	14	336
60 x 216	TG60216VCA	2	7308	13111	14045	15028	15530	16669	2	76	3	3	16	378

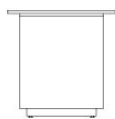
Price of top includes troughs and power duplexes. Number of duplexes varies depending on trough size and number of troughs per table. Trough door opens and closes from either side. An open perimeter around each side of the trough door allows the door to be closed while laptops and other items are plugged in.

BASES

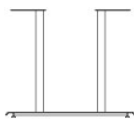
MODEL	BASE SHAPE	LIST PRICE	LBS
TGRE-L	Rectangle Plinth, 11" x 22" - Laminate	977	60
TGRE-V	Rectangle Plinth, 11" x 22" - Veneer	1151	60
TGSQ-L	Square Plinth, 22" x 22" - Laminate	977	70
TGSQ-V	Square Plinth, 22" x 22" - Veneer	1151	70
TGMNT2	Manhattan Round Double Column	387	22
TGMRT2	Manhattan Rectangular Double Column	426	22
TGMNT2-VWM	Manhattan Round Double Column with 1 Oval Vertical Wire Manager	574	27
TGMNT2-RVWM	Manhattan Round Double Column with 1 Rectangular Vertical Wire Manager	574	27
TGMNT2-VWM2	Manhattan Round Double Column with 2 Oval Vertical Wire Managers	763	32
TGMNT2-RVWM2	Manhattan Round Double Column with 2 Rectangular Vertical Wire Managers	763	32



TGRE



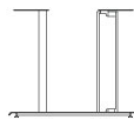
TGSQ



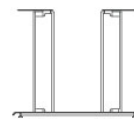
TGMNT2



TGMRT2



TGMNT2 WITH 1 VERTICAL WIRE MANAGER



TGMNT2 WITH 2 VERTICAL WIRE MANAGERS

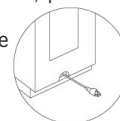
STANDARD FEATURES

- Select from 15 standard laminates or choose any standard Wilsonart, Nevamar, Formica, Arborite and Pionite matte finish laminates at no upcharge. For other laminate please contact the factory for pricing.
- 9 standard veneer and hardwood edge stains. Stain-to-match available at no upcharge.
- Standard with leveling glides.
- Plinth bases are standard with touch latch removable door.

- Plinth bases are standard with kickplate, finished in HOMAPAL 441 Brushed Natural Aluminum.
- Metal bases available in any Spectone color.
- Standard 29" table height.

OPTIONS

- For additional Power & Data modules, please see Table Accessories Price List.
- Cutout for wire pass-through at the bottom of Tailgate bases must be specified if required.



HOW TO ORDER

- Select Top Size
- Select Top Finish
- Select Edge Style & Finish
- Select Base
- Select Base Finish

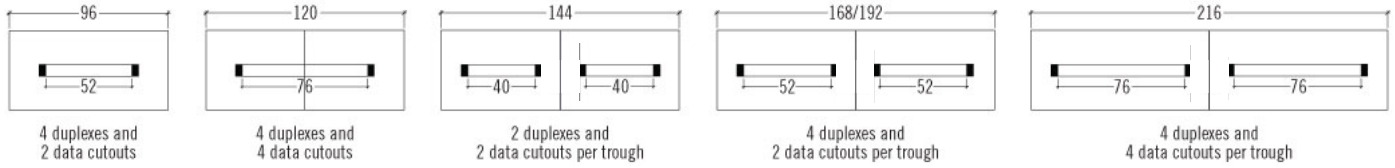
Example: 4896VCA - MNT2 -




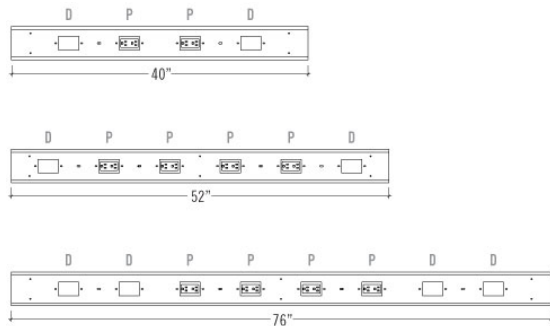


TAILGATE TABLES POWER AND VOICE/DATA ACCESSORIES

Power and Communication Trough is included in price.



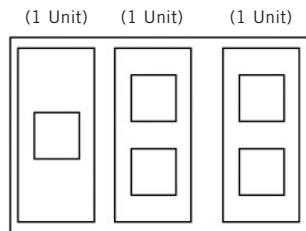
Each trough is standard with power duplexes (labelled P) with a 9 ft. cord. Cutouts for data and communication (labelled D) are also included, however, data ports must be specified separately and can be configured to meet specific requirements. Specify blank plates when data and communication is not required at no upcharge.



Trough end caps are always 4" long and 6.5" wide.



Units in data plates must equal 3. Plates can be made up of items that equal 1 unit each for a total of 3 units or a combination of items that total 3 units.



OPTION 11 - \$ 138 List
15 Pin VGA
(1 Unit)
Front: 15 Pin Female
Back: 15 Pin Female



OPTION 14 - No Charge
Blank
(1 Unit)



OPTION 22 - \$ 243 List
USB 2.0 Performance
(1 Unit)
Front: Type A & A (F/F)
Back: Type A & A (F/F)



OPTION 23 - \$201 List
HDMI-A/V Connector
(1 Unit)
Front: Female
Back: Female



OPTION 28 - \$ 79 List
RJ 45 (cat. 6) X 2
(1 Unit)



OPTION 29 - \$ 43 List
RJ 45 (cat. 6) X 1
(1 Unit)




TAILGATE TABLES

VOICE/DATA ACCESSORIES

Examples of 1 Data Plate

PLATE CONFIGURATION OPTIONS FOR DATA & PHONE

6X RJ 45 (CAT. 6)




CONFIGURATION A

Consists of the following:

- 3x **OPTION 28** = \$ 79 LIST
- TOTAL LIST** = \$237 LIST

PLATE CONFIGURATION OPTIONS FOR AUDIO/VIDEO

1X HDMI A/V CONNECTOR, 15 PIN V99 AND BLANK



CONFIGURATION D

Consists of the following:

- 1x **OPTION 23** = \$201 LIST
- 1x **OPTION 11** = \$138 LIST
- 1x **OPTION 14** = NO CHARGE
- TOTAL LIST** = \$339 LIST

