

# TRUMPET & FLAT BASE TABLES



## PRODUCT CODE

**2424 SQ TR 18**

**Top Size**  
Width x Length


**Top Shape**  
D : Round  
SQ : Square  
RE : Rectangle

**Series**  
DISC : Disc  
TR : Trumpet  
SMB : Square Metal  
RMB : Rectangle Metal

**Height**  
18 : Occasional and Lounge Table Height  
29 : General Purpose Table Height  
42 : Bar Table Height


## FINISHES

### LAMINATE



Select from 15 standard laminates or choose any standard Wilsonart, Nevamar, Formica, Arborite and Pionite matte finish laminates at no upcharge

### VENEER




Select from one of our 9 standard wood stains or stain-to-match at no upcharge

### BASE



Select from one of our 76 standard Spectone colors

### EDGE




See Spectone Card or [specfurniture.com/materials/finishes](http://specfurniture.com/materials/finishes) for a complete list of finish options and colors.



# TRUMPET & FLAT BASE TABLES

## HOW TO ORDER



### Specify Top Size (Width x Length) and Shape

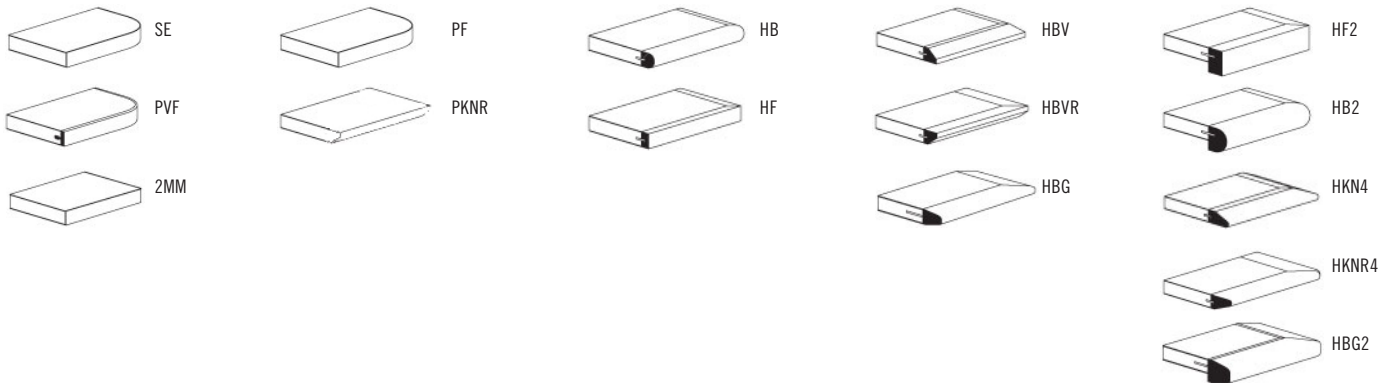
- A** Specify Top Type and Finish  
*For Laminate Top: Manufacturer, Laminate Name, Laminate Code*  
*For Veneer Top: Wood Stain*
- B** Specify Edge Type, (for hardwood: Style), and Finish  
*PVC/2mm/Self Edge/Exposed Baltic Birch Plywood/Hardwood*
- C** Specify Base Style and Finish

Optional: Power and Data Modules, Custom Solutions

| Top Size and Shape | Top Type and Finish             | Edge Type, (Style), and Finish         | Base Style and Finish |
|--------------------|---------------------------------|--|-----------------------|
| 36D, Round         | Laminate, Arborite, Brown Sugar | Hardwood, HF, Custom Brown Sugar Stain | DISC, Silver          |



## EDGE PROFILES





# TRUMPET & FLAT BASE TABLES - TRUMPET BASE



| MODEL           | BASES |      | TOP SPECIFICATIONS |  |                    |                                     |                                |                                     | OPTIONS | LBS |
|-----------------|-------|------|--------------------|--|--------------------|-------------------------------------|--------------------------------|-------------------------------------|---------|-----|
|                 | Code  | Qty. | For Laminate Top   |  |                    | For Veneer Top                      |                                |                                     |         |     |
|                 |       |      | SE<br>PVF<br>2MM   | HF<br>HB<br>PKNR <sup>1</sup><br>PF <sup>1</sup> | HBV<br>HBVR<br>HBG | HF2<br>HB2<br>HKN4<br>HKNR4<br>HBG2 | HF<br>HB<br>HBV<br>HBVR<br>HBG | HF2<br>HB2<br>HKN4<br>HKNR4<br>HBG2 |         |     |
| <i>18" high</i> |       |      |                    |  |                    |                                     |                                |                                     |         |     |
| <i>Round</i>    |       |      |                    |  |                    |                                     |                                |                                     |         |     |
| 24D             | TR18  | 1    | 577                | 892  | 928                | 1022                                | 1074                           | 1173                                |         | 61  |
| 30D             | TR18  | 1    | 667                | 981  | 1022               | 1214                                | 1166                           | 1310                                |         | 71  |
| 36D             | TR18  | 1    | 754                | 1208   | 1287               | 1444                                | 1493                           | 1694                                |         | 82  |
| 42D             | TR18  | 1    | 1006               | 1516   | 1623               | 1857                                | 1881                           | 2158                                |         | 96  |
| <i>Square</i>   |       |      |                    |  |                    |                                     |                                |                                     |         |     |
| 18 X 18SQ       | TR18  | 1    | 593                | 776  | 809                | 870                                 | 912                            | 1060                                |         | 54  |
| 24 X 24SQ       | TR18  | 1    | 602                | 776  | 809                | 870                                 | 912                            | 1060                                |         | 61  |
| 30 X 30SQ       | TR18  | 1    | 698                | 824  | 870                | 1027                                | 970                            | 1173                                |         | 71  |
| 36 X 36SQ       | TR18  | 1    | 773                | 969  | 1022               | 1208                                | 1214                           | 1391                                |         | 82  |
| <i>29" high</i> |       |      |                    |  |                    |                                     |                                |                                     |         |     |
| <i>Round</i>    |       |      |                    |  |                    |                                     |                                |                                     |         |     |
| 24D             | TR    | 1    | 577                | 892  | 928                | 1022                                | 1074                           | 1173                                |         | 61  |
| 30D             | TR    | 1    | 667                | 981  | 1022               | 1214                                | 1166                           | 1310                                |         | 71  |
| 36D             | TR    | 1    | 754                | 1208   | 1287               | 1444                                | 1493                           | 1694                                |         | 82  |
| 42D             | TR    | 1    | 1006               | 1516   | 1623               | 1857                                | 1881                           | 2158                                |         | 96  |
| 48D             | TR    | 1    | 1027               | 1710   | 1827               | 1945                                | 2362                           | 2716                                |         | 112 |
| <i>Square</i>   |       |      |                    |  |                    |                                     |                                |                                     |         |     |
| 24 X 24SQ       | TR    | 1    | 602                | 776  | 809                | 870                                 | 912                            | 1060                                |         | 61  |
| 30 X 30SQ       | TR    | 1    | 698                | 824  | 870                | 1027                                | 970                            | 1173                                |         | 71  |
| 36 X 36SQ       | TR    | 1    | 773                | 969  | 1022               | 1208                                | 1214                           | 1391                                |         | 82  |



<sup>1</sup> Exposed Baltic Birch plywood edge (PKNR, PF) can only be specified on square tops up to 47-1/2" x 95-1/2". Clear finish only.



### STANDARD FEATURES

- Select from 15 standard laminates or choose any standard Wilsonart, Nevamar, Formica, Arborite and Pionite matte finish laminates at no upcharge. For other laminate please contact the factory for pricing.
- 9 standard veneer and hardwood edge stains. Stain-to-match available at no upcharge.
- Bases available in any Spectone color.
- Standard 18" or 29" table height, please specify.
- All bases are standard with floor leveling glides.

### OPTIONS

- Custom heights available.
- For applicable Power & Data modules, please see Table Accessories Price List.

### HOW TO ORDER

1. Select Model
2. Select Base
3. Select Edge Style
4. Select Top Finish
5. Select Edge Finish
6. Select Base Finish

**Example:** 24D - TR18 - PVF





# TRUMPET & FLAT BASE TABLES - DISC BASE



| MODEL           | BASES  |      | TOP SPECIFICATIONS |  |                    |                                     |                                |                                     | OPTIONS | LBS |
|-----------------|--------|------|--------------------|--|--------------------|-------------------------------------|--------------------------------|-------------------------------------|---------|-----|
|                 | Code   | Qty. | For Laminate Top   |  |                    | For Veneer Top                      |                                |                                     |         |     |
|                 |        |      | SE<br>PVF<br>2MM   | HF<br>HB<br>PKNR <sup>1</sup><br>PF <sup>1</sup> | HBV<br>HBVR<br>HBG | HF2<br>HB2<br>HKN4<br>HKNR4<br>HBG2 | HF<br>HB<br>HBV<br>HBVR<br>HBG | HF2<br>HB2<br>HKN4<br>HKNR4<br>HBG2 |         |     |
| <i>18" high</i> |        |      |                    |  |                    |                                     |                                |                                     |         |     |
| <i>Round</i>    |        |      |                    |  |                    |                                     |                                |                                     |         |     |
| 24D             | DISC18 | 1    | 858                | 1173   | 1209               | 1303                                | 1355                           | 1454                                |         | 71  |
| 30D             | DISC18 | 1    | 948                | 1262   | 1303               | 1495                                | 1447                           | 1591                                |         | 81  |
| 36D             | DISC18 | 1    | 1035               | 1489   | 1568               | 1725                                | 1774                           | 1975                                |         | 92  |
| 42D             | DISC18 | 1    | 1287               | 1797   | 1904               | 2138                                | 2162                           | 2439                                |         | 116 |
| <i>Square</i>   |        |      |                    |  |                    |                                     |                                |                                     |         |     |
| 18 X 18SQ       | DISC18 | 1    | 874                | 1057   | 1090               | 1151                                | 1193                           | 1341                                |         | 54  |
| 24 X 24SQ       | DISC18 | 1    | 883                | 1057   | 1090               | 1151                                | 1193                           | 1341                                |         | 61  |
| 30 X 30SQ       | DISC18 | 1    | 979                | 1105   | 1151               | 1308                                | 1251                           | 1454                                |         | 91  |
| 36 X 36SQ       | DISC18 | 1    | 1054               | 1250   | 1303               | 1489                                | 1495                           | 1672                                |         | 102 |
| <i>29" high</i> |        |      |                    |  |                    |                                     |                                |                                     |         |     |
| <i>Round</i>    |        |      |                    |  |                    |                                     |                                |                                     |         |     |
| 24D             | DISC   | 1    | 858                | 1173   | 1209               | 1303                                | 1355                           | 1454                                |         | 71  |
| 30D             | DISC   | 1    | 948                | 1262   | 1303               | 1495                                | 1447                           | 1591                                |         | 81  |
| 36D             | DISC   | 1    | 1035               | 1489   | 1568               | 1725                                | 1774                           | 1975                                |         | 92  |
| 42D             | DISC   | 1    | 1287               | 1797   | 1904               | 2138                                | 2162                           | 2439                                |         | 116 |
| 48D             | DISC   | 1    | 1308               | 1991   | 2108               | 2226                                | 2643                           | 2997                                |         | 132 |
| <i>Square</i>   |        |      |                    |  |                    |                                     |                                |                                     |         |     |
| 24 X 24SQ       | DISC   | 1    | 883                | 1057   | 1090               | 1151                                | 1193                           | 1341                                |         | 71  |
| 30 X 30SQ       | DISC   | 1    | 979                | 1105   | 1151               | 1308                                | 1251                           | 1454                                |         | 91  |
| 36 X 36SQ       | DISC   | 1    | 1054               | 1250   | 1303               | 1489                                | 1495                           | 1672                                |         | 102 |

<sup>1</sup> Exposed Baltic Birch plywood edge (PKNR, PF) can only be specified on square tops up to 47-1/2" x 95-1/2". Clear finish only.



24D-DISC18



24D-DISC

### STANDARD FEATURES

- Select from 15 standard laminates or choose any standard Wilsonart, Nevamar, Formica, Arborite and Pionite matte finish laminates at no upcharge. For other laminate please contact the factory for pricing.
- 9 standard veneer and hardwood edge stains. Stain-to-match available at no upcharge.
- Bases available in any Spectone color.
- Standard 18" or 29" table height, please specify.
- All bases are standard with floor leveling glides.

### OPTIONS

- Custom heights available.
- For applicable Power & Data modules, please see Table Accessories Price List.

### HOW TO ORDER

1. Select Model
2. Select Base
3. Select Edge Style
4. Select Top Finish
5. Select Edge Finish
6. Select Base Finish

**Example:** 24D - DISC18 - PVF





# TRUMPET & FLAT BASE TABLES - SQUARE METAL BASE



| MODEL            | BASES |      |           | TOP SPECIFICATIONS |  |                    |                                     |                                |                                     | OPTIONS | LBS |
|------------------|-------|------|-----------|--------------------|--|--------------------|-------------------------------------|--------------------------------|-------------------------------------|---------|-----|
|                  | Code  | Qty. | Base Size | For Laminate Top   |  |                    | For Veneer Top                      |                                |                                     |         |     |
|                  |       |      |           | SE<br>PVF<br>2MM   | HF<br>HB<br>PKNR <sup>1</sup><br>PF <sup>1</sup> | HBV<br>HBVR<br>HBG | HF2<br>HB2<br>HKN4<br>HKNR4<br>HBG2 | HF<br>HB<br>HBV<br>HBVR<br>HBG | HF2<br>HB2<br>HKN4<br>HKNR4<br>HBG2 |         |     |
| <i>Square</i>    |       |      |           |                    |  |                    |                                     |                                |                                     |         |     |
| <i>18" high</i>  |       |      |           |                    |  |                    |                                     |                                |                                     |         |     |
| 24 X 24SQ        | SMB18 | 1    | 18X18     | 732                | 906  | 939                | 1000                                | 1042                           | 1190                                |         | 58  |
| 30 X 30SQ        | SMB18 | 1    | 24X24     | 971                | 1097   | 1143               | 1300                                | 1243                           | 1446                                |         | 94  |
| 36 X 36SQ        | SMB18 | 1    | 30X30     | 1225               | 1421   | 1474               | 1660                                | 1666                           | 1843                                |         | 138 |
| <i>29" high</i>  |       |      |           |                    |  |                    |                                     |                                |                                     |         |     |
| 24 X 24SQ        | SMB29 | 1    | 18X18     | 732                | 906  | 939                | 1000                                | 1042                           | 1190                                |         | 60  |
| 30 X 30SQ        | SMB29 | 1    | 24X24     | 971                | 1097   | 1143               | 1300                                | 1243                           | 1446                                |         | 95  |
| 36 X 36SQ        | SMB29 | 1    | 30X30     | 1225               | 1421   | 1474               | 1660                                | 1666                           | 1843                                |         | 140 |
| <i>42" high</i>  |       |      |           |                    |  |                    |                                     |                                |                                     |         |     |
| 24 X 24SQ        | SMB42 | 1    | 18X18     | 766                | 940  | 973                | 1034                                | 1076                           | 1224                                |         | 62  |
| 30 X 30SQ        | SMB42 | 1    | 24X24     | 1004               | 1130   | 1176               | 1333                                | 1276                           | 1479                                |         | 97  |
| 36 X 36SQ        | SMB42 | 1    | 30X30     | 1259               | 1455   | 1508               | 1694                                | 1700                           | 1877                                |         | 142 |
| <i>Rectangle</i> |       |      |           |                    |  |                    |                                     |                                |                                     |         |     |
| <i>18" high</i>  |       |      |           |                    |  |                    |                                     |                                |                                     |         |     |
| 24 X 72 RE       | SMB18 | 2    | 18X18     | 1610               | 1939   | 2017               | 2141                                | 2222                           | 2463                                |         | 180 |
| 30 X 72 RE       | SMB18 | 2    | 24X24     | 2014               | 2388   | 2483               | 2674                                | 2771                           | 3069                                |         | 232 |
| 36 X 72 RE       | SMB18 | 2    | 30X30     | 2424               | 2841   | 2946               | 3194                                | 3312                           | 3668                                |         | 284 |
| <i>29" high</i>  |       |      |           |                    |  |                    |                                     |                                |                                     |         |     |
| 24 X 72 RE       | SMB29 | 2    | 18X18     | 1610               | 1939   | 2017               | 2141                                | 2222                           | 2463                                |         | 182 |
| 30 X 72 RE       | SMB29 | 2    | 24X24     | 2014               | 2388   | 2483               | 2674                                | 2771                           | 3069                                |         | 234 |
| 36 X 72 RE       | SMB29 | 2    | 30X30     | 2424               | 2841   | 2946               | 3194                                | 3312                           | 3668                                |         | 286 |
| <i>42" high</i>  |       |      |           |                    |  |                    |                                     |                                |                                     |         |     |
| 24 X 72 RE       | SMB42 | 2    | 18X18     | 1678               | 2007   | 2085               | 2209                                | 2290                           | 2531                                |         | 185 |
| 30 X 72 RE       | SMB42 | 2    | 24X24     | 2080               | 2454   | 2549               | 2740                                | 2837                           | 3135                                |         | 236 |
| 36 X 72 RE       | SMB42 | 2    | 30X30     | 2492               | 2909   | 3014               | 3262                                | 3380                           | 3736                                |         | 288 |

<sup>1</sup> Exposed Baltic Birch plywood edge (PKNR, PF) can only be specified on tops up to 47-1/2" x 95-1/2". Clear finish only.



30X30SQ SMB29



30X72RE SMB29

### STANDARD FEATURES

- Select from 15 standard laminates or choose any standard Wilsonart, Nevamar, Formica, Arborite and Pionite matte finish laminates at no upcharge. For other laminate please contact the factory for pricing.
- 9 standard veneer and hardwood edge stains. Stain-to-match available at no upcharge.
- Bases available in any Spectone color.
- Standard 18", 29" or 42" table height, please specify.
- All bases are standard with floor leveling glides.

### OPTIONS

- Custom heights available.
- For applicable Power & Data modules, please see Table Accessories Price List.

### HOW TO ORDER

1. Select Model
2. Select Base
3. Select Edge Style
4. Select Top Finish
5. Select Edge Finish
6. Select Base Finish

**Example:** 30X30SQ - SMB29 - 2MM





# TRUMPET & FLAT BASE TABLES - RECTANGLE METAL BASE



| MODEL            | BASES |      |           | TOP SPECIFICATIONS |  |                    |                                     |                                |                                     | OPTIONS | LBS |
|------------------|-------|------|-----------|--------------------|--|--------------------|-------------------------------------|--------------------------------|-------------------------------------|---------|-----|
|                  | Code  | Qty. | Base Size | For Laminate Top   |  |                    | For Veneer Top                      |                                |                                     |         |     |
|                  |       |      |           | SE<br>PVF<br>2MM   | HF<br>HB<br>PKNR <sup>1</sup><br>PF <sup>1</sup> | HBV<br>HBVR<br>HBG | HF2<br>HB2<br>HKN4<br>HKNR4<br>HBG2 | HF<br>HB<br>HBV<br>HBVR<br>HBG | HF2<br>HB2<br>HKN4<br>HKNR4<br>HBG2 |         |     |
| <i>Rectangle</i> |       |      |           |                    |  |                    |                                     |                                |                                     |         |     |
| <i>18" high</i>  |       |      |           |                    |  |                    |                                     |                                |                                     |         |     |
| 24 X 48 RE       | RMB18 | 1    | 18X42     | 1124               | 1311   | 1360               | 1449                                | 1502                           | 1662                                |         | 120 |
| 30 X 48 RE       | RMB18 | 1    | 24X42     | 1306               | 1565   | 1626               | 1726                                | 1802                           | 1998                                |         | 154 |
| 36 X 48 RE       | RMB18 | 1    | 30X42     | 1556               | 1830   | 1910               | 2033                                | 2114                           | 2352                                |         | 188 |
| <i>29" high</i>  |       |      |           |                    |  |                    |                                     |                                |                                     |         |     |
| 24 X 48 RE       | RMB29 | 1    | 18X42     | 1124               | 1311   | 1360               | 1449                                | 1502                           | 1662                                |         | 121 |
| 30 X 48 RE       | RMB29 | 1    | 24X42     | 1306               | 1565   | 1626               | 1726                                | 1802                           | 1998                                |         | 155 |
| 36 X 48 RE       | RMB29 | 1    | 30X42     | 1556               | 1830   | 1910               | 2033                                | 2114                           | 2352                                |         | 190 |
| <i>42" high</i>  |       |      |           |                    |  |                    |                                     |                                |                                     |         |     |
| 24 X 48 RE       | RMB42 | 1    | 18X42     | 1158               | 1345   | 1394               | 1483                                | 1536                           | 1696                                |         | 123 |
| 30 X 48 RE       | RMB42 | 1    | 24X42     | 1339               | 1598   | 1659               | 1759                                | 1835                           | 2031                                |         | 158 |
| 36 X 48 RE       | RMB42 | 1    | 30X42     | 1589               | 1863   | 1943               | 2066                                | 2147                           | 2385                                |         | 192 |

<sup>1</sup> Exposed Baltic Birch plywood edge (PKNR, PF) can only be specified on tops up to 47-1/2" x 95-1/2". Clear finish only.



30X48RE RMB29

### STANDARD FEATURES

- Select from 15 standard laminates or choose any standard Wilsonart, Nevamar, Formica, Arborite and Pionite matte finish laminates at no upcharge. For other laminate please contact the factory for pricing.
- 9 standard veneer and hardwood edge stains. Stain-to-match available at no upcharge.
- Bases available in any Spectone color.
- Standard 18", 29" or 42" table height, please specify.
- All bases are standard with floor leveling glides.

### OPTIONS

- Custom heights available.
- For applicable Power & Data modules, please see Table Accessories Price List.

### HOW TO ORDER

1. Select Model
2. Select Base
3. Select Edge Style
4. Select Top Finish
5. Select Edge Finish
6. Select Base Finish

**Example:** 36X48RE - RMB42 - 2MM  
 MODEL      BASE      EDGE