

TUBULAR TABLES



PRODUCT CODE

2430 RE T

Top Size

Width x Length

Top Shape

- D : Round
- SQ : Square
- RE : Rectangle
- RT : Racetrack
- B : Bullet
- H : Halfmoon
- TP : Trapezoid
- C90 : Radius (*connector*)
- CRC90 : Crescent (*connector*)
- BT : Boatshape
- BTA : Boatshape Arc

Base

- X : X-Base
- X4 : 4 Column X-Base
- T : T-Base
- T2 : Double Column T-Base



OPTIONS

FLIP TOP



CASTERS




FOLDING



FINISHES

LAMINATE



Select from 15 standard laminates or choose any standard Wilsonart, Nevamar, Formica, Arborite and Pionite matte finish laminates at no upcharge

VENEER




Select from one of our 9 standard wood stains or stain-to-match at no upcharge

BASE



Select from one of our 76 standard Spectone colors

EDGE




Check out our website for a complete list of edge profiles.

See Spectone Card or specfurniture.com/materials/finishes for a complete list of finish options and colors.



TUBULAR TABLES

HOW TO ORDER



Specify Top Size (Width x Length) and Shape

- A** Specify Top Type and Finish
For Laminate Top: Manufacturer, Laminate Name, Laminate Code
For Veneer Top: Wood Stain
- B** Specify Edge Type, (for hardwood: Style), and Finish
PVC Flat/2mm Bio/2mm PVC Woodgrain/Self Edge/Hardwood
- C** Specify Base Style and Finish
 Optional: Flip Top, Fold, Hard Casters, Soft Casters, Wheelbarrow Wheels, Grommets, Seam Connectors, Modesty Panels, Adjustable Height, Power and Data Modules, Custom Solutions

Restrictions may apply. See price list tables below for more information.



Top Size and Shape	Top Type and Finish	Edge Type and Finish	Base Style and Finish
36 x 96, Rectangle	Laminate, Arborite, Brown Sugar	Hardwood, HF, Custom Brown Sugar Stain	T, Silver



TUBULAR TABLES GENERAL PURPOSE



MODEL	BASES		TOP SPECIFICATIONS						OPTIONS			LBS
	Code	Qty.	For Laminate Top			For Veneer Top			FLIP TOP (FT)	CASTERS		
			SE PVF 2MM	HF HB	HBV HBVR HBG	HF2 HB2 HKN4 HKNR4 HBG2	HF HB HBV HBVR HBG	HF2 HB2 HKN4 HKNR4 HBG2			HARD (HC)	SOFT (SC)
<i>Round</i>												
24D	X	1	500	846	882	987	1043	1151	148			37
30D	X	1	600	941	987	1196	1143	1301	148			47
36D	X	1	695	1189	1276	1447	1499	1719	148			58
42D	X	1	969	1523	1642	1897	1922	2223	148			72
	X4	1	1157	1711	1830	2085	2110	2411		92	196	87
48D	X	1	991	1735	1865	1991	2447	2834	148	92	196	88
	X4	1	1179	1923	2053	2179	2635	3022		92	196	103
54D	X4	1	1458	2554	2756	2949	3176	3672				121
60D	X4	1	1504	2749	2964	3127	3786	4403				140
<i>Square</i>												
24 x 24SQ	X	1	530	717	753	818	866	1027	148	92	196	37
30 x 30SQ	X	1	633	769	818	991	928	1151	148	92	196	47
36 x 36SQ	X	1	713	927	987	1189	1196	1389	148	92	196	58
42 x 42SQ	X	1	1131	1441	1537	1633	1699	1962	298			92
	X4	1	1171	1481	1577	1673	1739	2002		92	196	87
48 x 48SQ	X4	1	1319	1591	1692	1737	2101	2440		92	196	103
54 x 54SQ	X4	1	1461	2061	2219	2402	2502	2941				121
60 x 60SQ	X4	1	1490	2163	2331	2515	2962	3494				140



STANDARD FEATURES

- Select from 15 standard laminates or choose any standard Wilsonart, Nevamar, Formica, Arborite and Pionite matte finish laminates at no upcharge. For other laminate please contact the factory for pricing.
- 9 standard veneer and hardwood edge stains. Stain-to-match available at no upcharge.
- Bases available in any Spectone color.
- Standard table height 29".
- All bases are standard with floor leveling glides.

OPTIONS

- Custom heights available.

HOW TO ORDER

1. Select Model
2. Select Base
3. Select Edge Style
4. Select Options
5. Select Top Finish
6. Select Edge Finish
7. Select Base Finish

Example: 24D - X - PVF -





TUBULAR TABLES

GENERAL PURPOSE



MODEL	BASES		TOP SPECIFICATIONS						OPTIONS				LBS	
	Code	Qty.	For Laminate Top			For Veneer Top			FLIP TOP (FT)	FOLD* (FL)	CASTERS			
			SE PVF 2MM	HF HB	HBV HBVR HBG	HF2 HB2 HKN4 HKNR4 HBG2	HF HB HBV HBVR HBG	HF2 HB2 HKN4 HKNR4 HBG2					HARD (HC)	SOFT (SC)
<i>Rectangle</i>														
24 x 30RE	X	1	622	749	796	862	913	1039	148					46
	T	2	728	855	902	968	1019	1145	298		92	196		54
24 x 36RE	X	1	622	749	796	862	913	1039	148					46
	T	2	728	855	902	968	1019	1145	298		92	196		54
24 x 42RE	T	2	791	997	1051	1148	1207	1381	298		92	196		62
24 x 48RE	T	2	791	997	1051	1148	1207	1381	298		92	196		62
24 x 54RE	T	2	849	1150	1218	1329	1413	1626	298		92	196		70
24 x 60RE	T	2	849	1150	1218	1329	1413	1626	298	286	92	196		70
24 x 66RE	T	2	992	1354	1437	1573	1661	1922	298	286	92	196		79
24 x 72RE	T	2	992	1354	1437	1573	1661	1922	298	286	92	196		79
30 x 36RE	X	1	713	862	914	999	1059	1211	148					52
	T	2	819	968	1020	1105	1165	1317	298		92	196		60
30 x 42RE	X	1	734	1016	1081	1192	1275	1487	148					62
	T	2	840	1122	1187	1298	1381	1593	298		92	196		70
30 x 48RE	X	1	734	1016	1081	1192	1275	1487	148					62
	T	2	840	1122	1187	1298	1381	1593	298		92	196		70
30 x 54RE	T	2	898	1283	1367	1526	1621	1886	298		92	196		81
30 x 60RE	T	2	898	1283	1367	1526	1621	1886	298	286	92	196		81
30 x 66RE	T	2	1068	1380	1482	1643	1735	2028	298	286	92	196		91
30 x 72RE	T	2	1123	1530	1633	1841	1949	2272	298	286	92	196		91



*Folding tables available with PVC Flat (PVF) edge only.



2448RE-T

STANDARD FEATURES

- Select from 15 standard laminates or choose any standard Wilsonart, Nevamar, Formica, Arborite and Pionite matte finish laminates at no upcharge. For other laminate please contact the factory for pricing.
- 9 standard veneer and hardwood edge stains. Stain-to-match available at no upcharge.
- Bases available in any Spectone color.
- Standard table height 29".
- All bases are standard with floor leveling glides.

OPTIONS

- Custom heights available.

HOW TO ORDER

1. Select Model
2. Select Base
3. Select Edge Style
4. Select Options
5. Select Top Finish
6. Select Edge Finish
7. Select Base Finish

Example: 2430RE - X - PVF -





TUBULAR TABLES GENERAL PURPOSE

MODEL	BASES		TOP SPECIFICATIONS						OPTIONS				LBS
	Code	Qty.	For Laminate Top			For Veneer Top			FLIP TOP (FT)	FOLD* (FL)	CASTERS		
			SE PVF 2MM	HF HB	HBV HBVR HBG	HF2 HB2 HKN4 HKNR4 HBG2	HF HB HBV HBVR HBG	HF2 HB2 HKN4 HKNR4 HBG2					HARD (HC)
<i>Rectangle</i>													
30 x 78RE	T	2	1343	1703	1825	2067	2194	2565	298	286	92	196	102
30 x 84RE	T	2	1343	1703	1825	2067	2194	2565	298	286	92	196	102
30 x 90RE	T	2	1364	1920	2067	2290	2440	2863		286	92	196	112
30 x 96RE	T	2	1364	1920	2067	2290	2440	2863		286	92	196	112
36 x 42RE	T	2	938	1150	1231	1342	1428	1650	298		92	196	79
36 x 48RE	T	2	962	1262	1349	1482	1570	1830	298		92	196	79
36 x 60RE	T	2	1057	1474	1580	1749	1856	2181	298	286	92	196	91
36 x 66RE	T	2	1144	1576	1698	1884	2001	2358	298	286	92	196	104
	T2	2	1340	1772	1894	2080	2197	2554		574	92	196	124
36 x 72RE	T	2	1181	1633	1749	2018	2148	2534	298	286	92	196	104
	T2	2	1377	1829	1945	2214	2344	2730		574	92	196	124
36 x 78RE	T	2	1509	1993	2145	2378	2530	2985		286	92	196	117
	T2	2	1705	2189	2341	2574	2726	3181		574	92	196	137
36 x 84RE	T	2	1509	1993	2145	2378	2530	2985		286	92	196	117
	T2	2	1705	2189	2341	2574	2726	3181		574	92	196	137
36 x 90RE	T	2	1516	2205	2378	2650	2825	3329			92	196	129
	T2	2	1712	2401	2574	2846	3021	3525		574	92	196	149
36 x 96RE	T	2	1516	2205	2378	2650	2825	3329			92	196	129
	T2	2	1712	2401	2574	2846	3021	3525		574	92	196	149
42 x 78RE	T2	2	1943	2359	2525	2927	3059	3586		574	92	196	151
42 x 84RE	T2	2	1943	2359	2525	2927	3059	3586		574	92	196	151



*Folding tables available with PVC Flat (PVF) edge only.



2448RE-T

STANDARD FEATURES

- Select from 15 standard laminates or choose any standard Wilsonart, Nevamar, Formica, Arborite and Pionite matte finish laminates at no upcharge. For other laminate please contact the factory for pricing.
- 9 standard veneer and hardwood edge stains. Stain-to-match available at no upcharge.
- Bases available in any Spectone color.
- Standard table height 29".
- All bases are standard with floor leveling glides.

OPTIONS

- Custom heights available.

HOW TO ORDER

1. Select Model
2. Select Base
3. Select Edge Style
4. Select Options
5. Select Top Finish
6. Select Edge Finish
7. Select Base Finish

Example: 3078RE - T - PVF -





TUBULAR TABLES

GENERAL PURPOSE



MODEL	BASES		TOP SPECIFICATIONS						OPTIONS			LBS
	Code	Qty.	For Laminate Top			For Veneer Top			FLIP TOP (FT)	CASTERS		
			SE PVF 2MM	HF HB	HBV HBVR HBG	HF2 HB2 HKN4 HKNR4 HBG2	HF HB HBV HBVR HBG	HF2 HB2 HKN4 HKNR4 HBG2			HARD (HC)	SOFT (SC)
<i>Racetrack</i>												
36 x 54RT	T	2	1112	1661	1789	2018	2112	2447	298	92	196	91
	T2	2	1308	1857	1985	2214	2308	2643		92	196	111
36 x 60RT	T	2	1112	1661	1789	2018	2112	2447	298	92	196	91
	T2	2	1308	1857	1985	2214	2308	2643		92	196	111
36 x 66RT	T	2	1267	1841	1979	2224	2440	2859	298	92	196	104
	T2	2	1463	2037	2175	2420	2636	3055		92	196	124
36 x 72RT	T	2	1267	1841	1979	2224	2440	2859	298	92	196	104
	T2	2	1463	2037	2175	2420	2636	3055		92	196	124
36 x 78RT	T	2	1526	2255	2425	2796	2873	3362		92	196	117
	T2	2	1722	2451	2621	2992	3069	3558		92	196	132
36 x 84RT	T	2	1526	2255	2425	2796	2873	3362		92	196	117
	T2	2	1722	2451	2621	2992	3069	3558		92	196	132
36 x 90RT	T	2	1530	2502	2705	3120	3217	3773		92	196	129
	T2	2	1726	2698	2901	3316	3413	3969		92	196	149
36 x 96RT	T	2	1530	2502	2705	3120	3217	3773		92	196	129
	T2	2	1726	2698	2901	3316	3413	3969		92	196	149
42 x 78RT	T2	2	1958	2647	2856	3275	3376	3938		92	196	166
42 x 84RT	T2	2	1958	2647	2856	3275	3376	3938		92	196	166
48 x 78RT	T2	2	1961	2943	3180	3551	3783	4421		92	196	166
48 x 84RT	T2	2	1961	2943	3180	3551	3783	4421		92	196	166



STANDARD FEATURES

- Select from 15 standard laminates or choose any standard Wilsonart, Nevamar, Formica, Arborite and Pionite matte finish laminates at no upcharge. For other laminate please contact the factory for pricing.
- 9 standard veneer and hardwood edge stains. Stain-to-match available at no upcharge.
- Bases available in any Spectone color.
- Standard table height 29".
- All bases are standard with floor leveling glides.

OPTIONS

- Custom heights available.

HOW TO ORDER

1. Select Model
2. Select Base
3. Select Edge Style
4. Select Options
5. Select Top Finish
6. Select Edge Finish
7. Select Base Finish





TUBULAR TABLES

GENERAL PURPOSE



MODEL	BASES		TOP SPECIFICATIONS						OPTIONS			LBS
	Code	Qty.	SE PVF 2MM	For Laminate Top HF HB	HBV HBVR HBG	HF2 HB2 HKN4 HKNR4 HBG2	For Veneer Top HF HB HBV HBVR HBG	HF2 HB2 HKN4 HKNR4 HBG2	FLIP TOP (FT)	CASTERS HARD (HC) SOFT (SC)		
<i>Bullet</i>												
30 x 54B	T	2	1015	1562	1676	1876	1936	2267	298	92	196	81
30 x 60B	T	2	1015	1562	1676	1876	1936	2267	298	92	196	81
36 x 54B	T	2	1133	2053	2216	2509	2549	2966	298	92	196	91
36 x 60B	T	2	1133	2053	2216	2509	2549	2966	298	92	196	91
36 x 72B	T	2	1266	2283	2463	2776	2958	3481	298	92	196	104
<i>Halfmoon</i>												
24 x 48H	T	2	808	1302	1426	1576	1698	1979	298	92	196	62
30 x 60H	T	2	1015	1750	1921	2090	2301	2702	298	92	196	81
36 x 72H	T	2	1266	2270	2492	2699	3043	3585	298	92	196	104
<i>Trapezoid</i>												
30 x 60TP	T	2	1015	1468	1573	1755	1808	2115	298	92	196	81
36 x 72TP	T	2	1266	1880	2019	2334	2413	2855	298	92	196	104
<i>Radius (connector)</i>												
24 x 24	24RC90	-	380	689	779	893	915	1096				17
30 x 30	30RC90	-	485	912	1025	1149	1214	1457				27
<i>Crescent (connector)</i>												
30 x 36	3036CRC90-T	1	774	1433	1517	1582	1792	2022				46
36 x 42	3642CRC90-T	1	1123	1742	1856	1942	2230	2542				59



2448RE-T

STANDARD FEATURES

- Select from 15 standard laminates or choose any standard Wilsonart, Nevamar, Formica, Arborite and Pionite matte finish laminates at no upcharge. For other laminate please contact the factory for pricing.
- 9 standard veneer and hardwood edge stains. Stain-to-match available at no upcharge.
- Bases available in any Spectone color.
- Standard table height 29".
- All bases are standard with floor leveling glides.

OPTIONS

- Custom heights available.

HOW TO ORDER

1. Select Model
2. Select Base
3. Select Edge Style
4. Select Options
5. Select Top Finish
6. Select Edge Finish
7. Select Base Finish

Example: 3054B - T - PVF -





TUBULAR TABLES BOARDROOM



MODEL	BASES		TOP SPECIFICATIONS						OPTIONS	LBS
	Code	Qty.	For Laminate Top			For Veneer Top				
			SE PVF 2MM	HF HB	HBV HBVR HBG	HF2 HB2 HKN4 HKNR4 HBG2	HF HB HBV HBVR HBG	HF2 HB2 HKN4 HKNR4 HBG2		
<i>Rectangle</i>										
42 x 96RE	T2	2	1994	2869	3106	3345	3699	4384		183
48 x 96RE	T2	2	1994	2869	3106	3345	3699	4384		183
48 x 120RE	T2	3	2634	3764	4032	4609	4694	5495		240
48 x 144RE	T2	3	3015	4635	4988	5537	5407	6370		274
48 x 168RE	T2	3	3500	5131	5533	6300	6123	7242		308
60 x 120RE	T2	3	3100	4789	5158	5728	5592	6597		282
60 x 144RE	T2	3	3531	5558	6000	6683	6522	7727		324
60 x 168RE	T2	3	3963	6328	6841	7641	7452	8856		366
<i>Racetrack</i>										
42 x 96RT	T2	2	2014	3003	3244	3824	4234	4964		183
48 x 96RT	T2	2	2014	3003	3244	3824	4234	4964		183
48 x 120RT	T2	3	2660	4230	4544	5343	5309	6162		240
48 x 144RT	T2	3	3044	4999	5384	6375	6145	7180		274
48 x 168RT	T2	3	3531	5657	6107	7207	6993	8192		308
60 x 120RT	T2	3	3089	5051	5441	6445	6400	7470		282
60 x 144RT	T2	3	3569	6012	6496	7736	7447	8739		324
60 x 168RT	T2	3	4180	6838	7400	8771	8506	10004		366



4296BTA-T2

STANDARD FEATURES

- Select from 15 standard laminates or choose any standard Wilsonart, Nevamar, Formica, Arborite and Pionite matte finish laminates at no upcharge. For other laminate please contact the factory for pricing.
- 9 standard veneer and hardwood edge stains. Stain-to-match available at no upcharge.
- Bases available in any Spectone color.
- Standard table height 29".
- All bases are standard with floor leveling glides.

OPTIONS

- Custom heights available.

HOW TO ORDER

1. Select Model
2. Select Base
3. Select Edge Style
4. Select Top Finish
5. Select Edge Finish
6. Select Base Finish

Example: 4296RE - T2 - PVF





TUBULAR TABLES BOARDROOM



MODEL	BASES		TOP SPECIFICATIONS						OPTIONS	LBS
	Code	Qty.	For Laminate Top			For Veneer Top				
			SE	HF	HBV	HF2	HF	HF2		
			PVF	HB	HBVR	HB2	HB	HB2		
			2MM		HKG	HKN4	HBV	HKN4		
						HKNR4	HBVR	HKNR4		
						HKG2	HKG	HKG2		
<i>Boatshape</i>										
42 x 96BT	T2	2	2014	3678	3988	4307	4760	5158		183
48 x 96BT	T2	2	2014	3678	3988	4307	4760	5158		183
48 x 120BT	T2	3	2660	4969	5353	5758	5931	6391		240
48 x 144BT	T2	3	3044	5739	6197	6683	7297	7715		274
48 x 168BT	T2	3	3531	6475	7008	7570	7857	8503		308
60 x 120BT	T2	3	3089	5973	6457	6962	7180	7751		282
60 x 144BT	T2	3	3569	6939	7511	8120	8884	9409		324
60 x 168BT	T2	3	4180	7860	8525	9228	9583	10393		366
<i>Boatshape</i>										
<i>Arc Ends</i>										
42 x 96BTA	T2	2	2183	4208	4519	4841	5291	5689		183
48 x 96BTA	T2	2	2183	4208	4519	4841	5291	5689		183
48 x 120BTA	T2	3	2829	5502	5886	6292	6464	6921		240
48 x 144BTA	T2	3	3213	6269	6731	7217	7827	8248		274
48 x 168BTA	T2	3	3701	7008	7542	8104	8388	9037		308
60 x 120BTA	T2	3	3302	6641	7121	7628	7843	8415		282
60 x 144BTA	T2	3	3780	7602	8178	8784	9550	10072		324
60 x 168BTA	T2	3	4390	8525	9190	9891	10250	11061		366



4296BTA-T2

STANDARD FEATURES

- Select from 15 standard laminates or choose any standard Wilsonart, Nevamar, Formica, Arborite and Pionite matte finish laminates at no upcharge. For other laminate please contact the factory for pricing.
- 9 standard veneer and hardwood edge stains. Stain-to-match available at no upcharge.
- Bases available in any Spectone color.
- Standard table height 29".
- All bases are standard with floor leveling glides.

OPTIONS

- Custom heights available.

HOW TO ORDER

1. Select Model
2. Select Base
3. Select Edge Style
4. Select Top Finish
5. Select Edge Finish
6. Select Base Finish

Example: 4296BT - T2 - PVF

